

Flint Waiver Progress Report

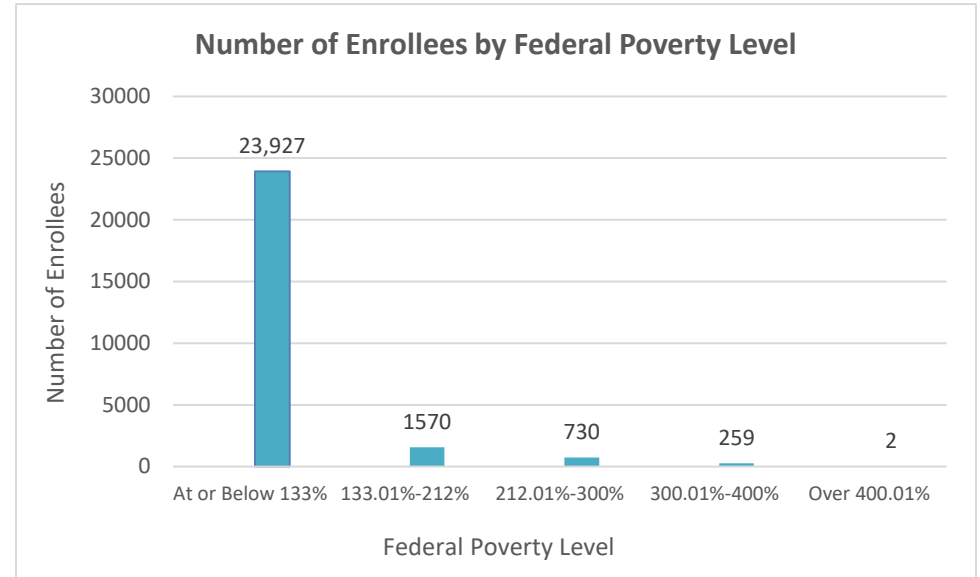
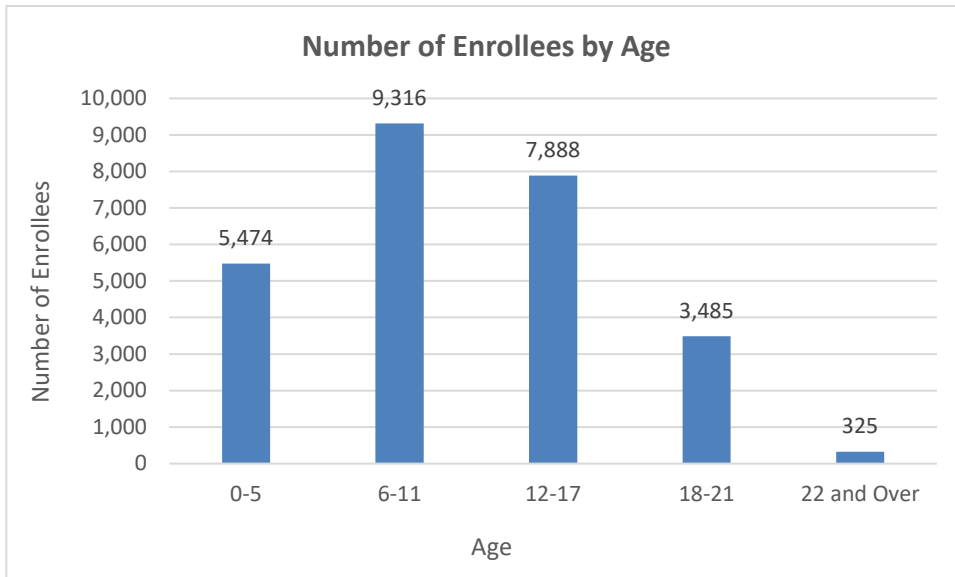
Tuesday, April 27, 2021

TOTAL ENROLLEES: 26,488

Enrollment Breakdown

Gender		Pregnant Women and Under 21	
Male	13,365	Pregnant Women	401
Female	13,123	Under 21	26,087

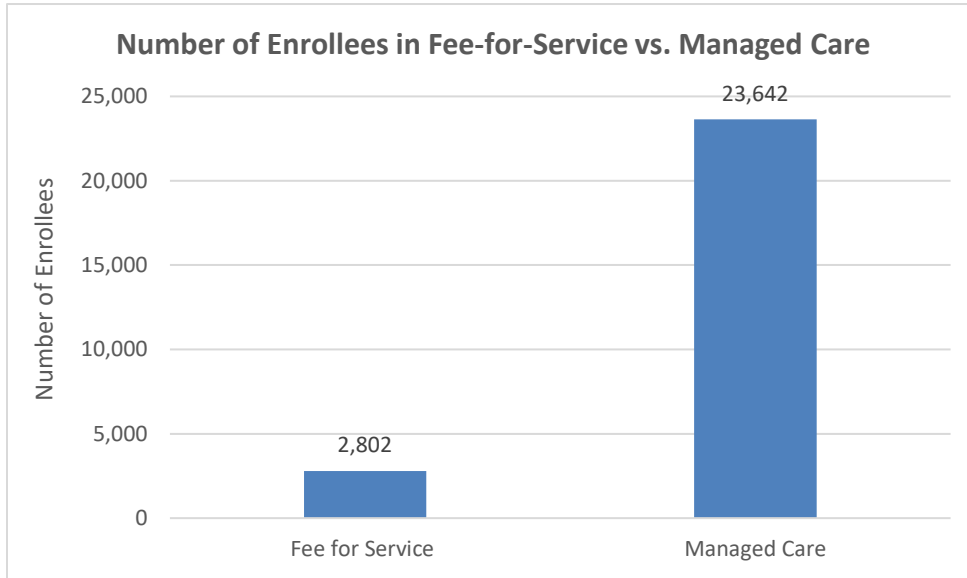
Existing and New Enrollees		Type of Coverage	
Existing*	21,343	Full Coverage	26,444
New	5,145	Limited Coverage	39
<i>*Existing refers to people already enrolled as of 5/9/2016.</i>		Spenddown	5



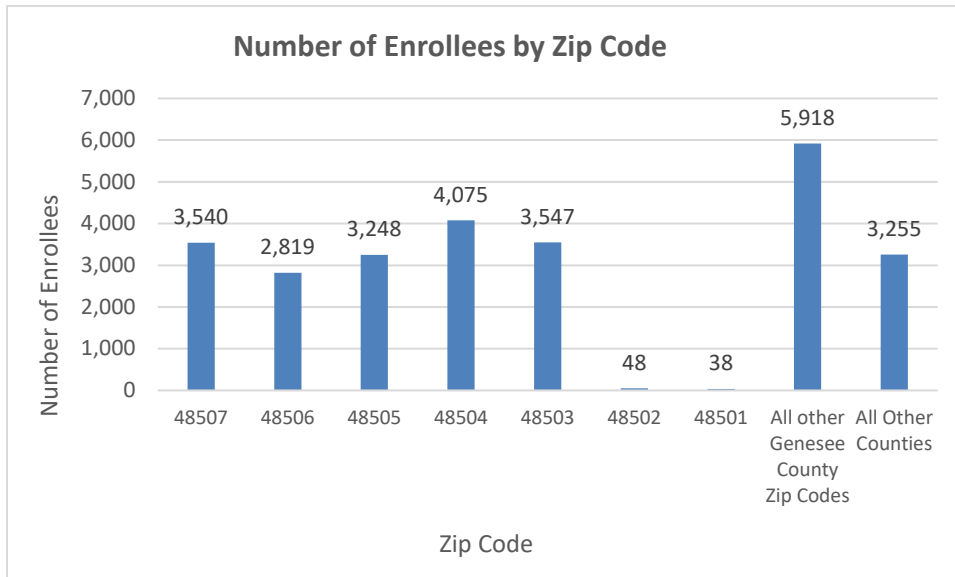
Flint Waiver Progress Report

Tuesday, April 27, 2021

Health Plan Enrollment



Health Plan	Number of Enrollees	Percentage
Aetna Better Health of Michigan	26	0.1%
BLUE CROSS COMPLETE	3,332	14.1%
HAP EMPOWERED	528	2.2%
MCLAREN HEALTH PLAN	5,421	22.9%
MERIDIAN HEALTH PLAN OF MICHIGAN	5,078	21.5%
MOLINA HEALTHCARE OF MICHIGAN	7,544	31.9%
PRIORITY HEALTH GOV PROGRAMS INC	57	0.2%
TOTAL HEALTH CARE	29	0.1%
UnitedHealthcare Community Plan	1,603	6.8%
UPPER PENINSULA HEALTH PLAN INC	24	0.1%



Application and Applicant Data (since 5/9/16)

Total Applications	30,411
Applicant Data	
Applicants approved	14,655
Applicants approved for other Medicaid health care programs	14,332
Applicants pending	7
Applicants denied	89,623
Total Applicants	118,617

Application data is a running total and will not match enrollment data referenced on page 1 due to data system variances and normal monthly enrollment changes.