

CDC Program Data for FY 2021

Number of Children Participating in CDC



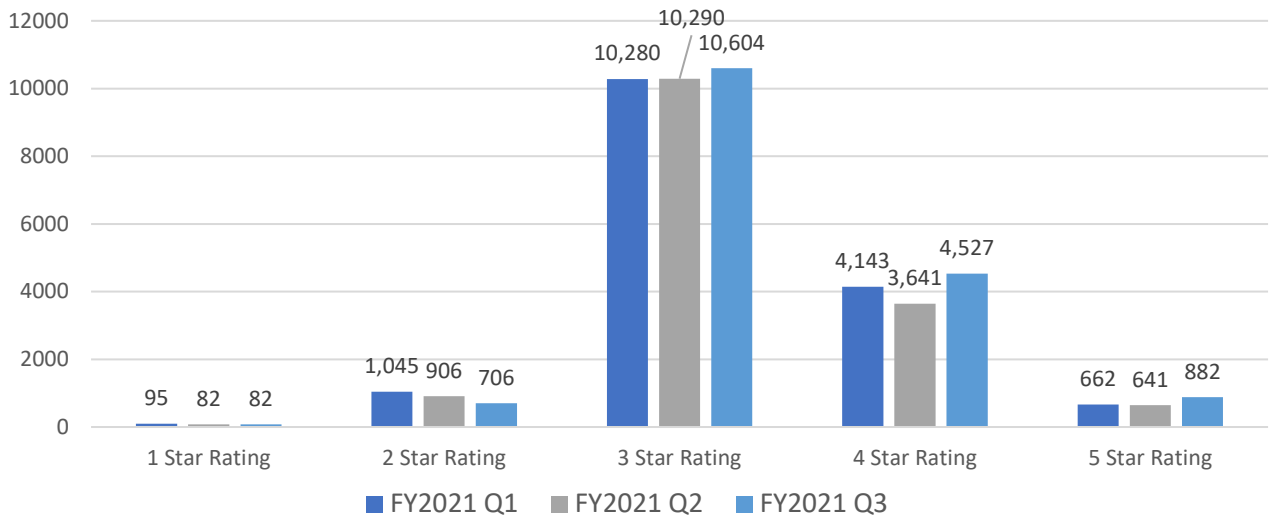
Fiscal Year (FY) 2021 – 1st Quarter (Q1): 29,583
 Fiscal Year (FY) 2021 – 2nd Quarter (Q2): 27,549
 Fiscal Year (FY) 2021 – 3rd Quarter (Q3): 26,700



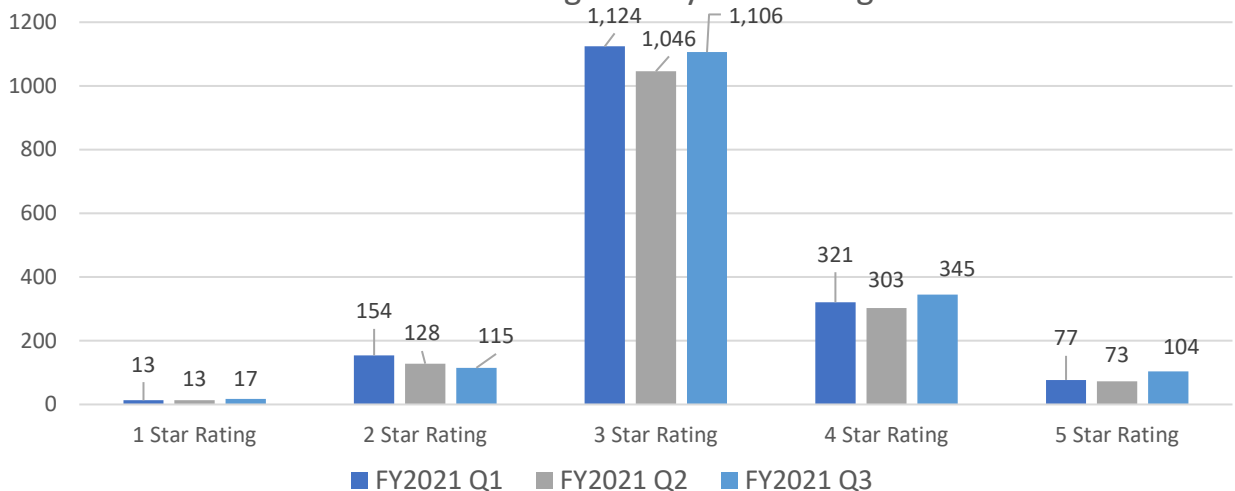
Number of CDC Cases

FY 2021 Q1: 16,189 Cases
 FY 2021 Q2: 15,076
 FY 2021 Q3: 14,791

Number of Children in Star Rated Programs



Number of Programs by Star Rating



CDC Program Data for FY 2020



Number of Children Participating in CDC

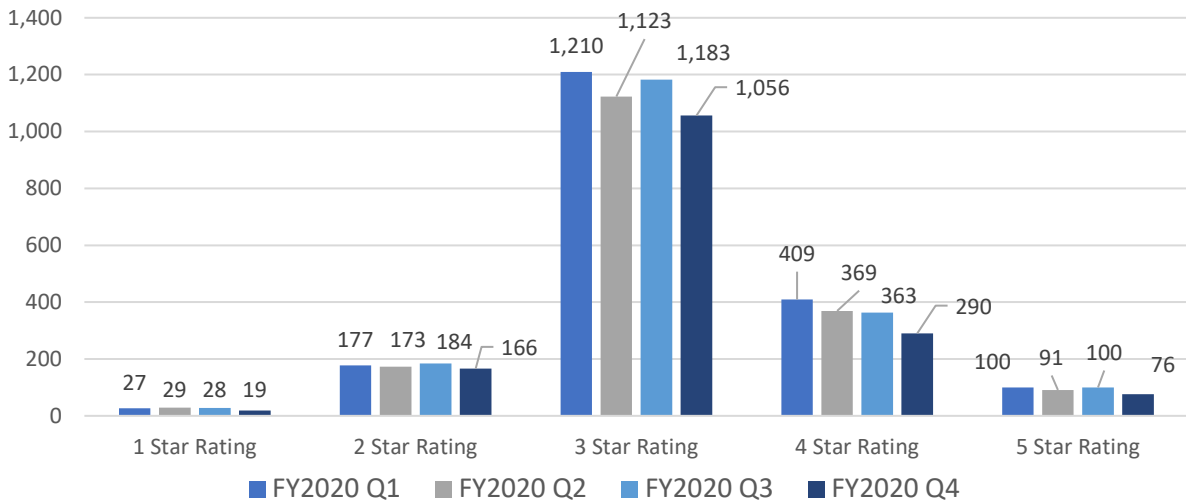
Fiscal Year (FY) 2020 – 1st Quarter (Q1): 40,380
 Fiscal Year (FY) 2020 – 2nd Quarter (Q2): 40,304
 Fiscal Year (FY) 2020 – 3rd Quarter (Q3): 41,080
 Fiscal Year (FY) 2020 – 4th Quarter (Q4): 35,289



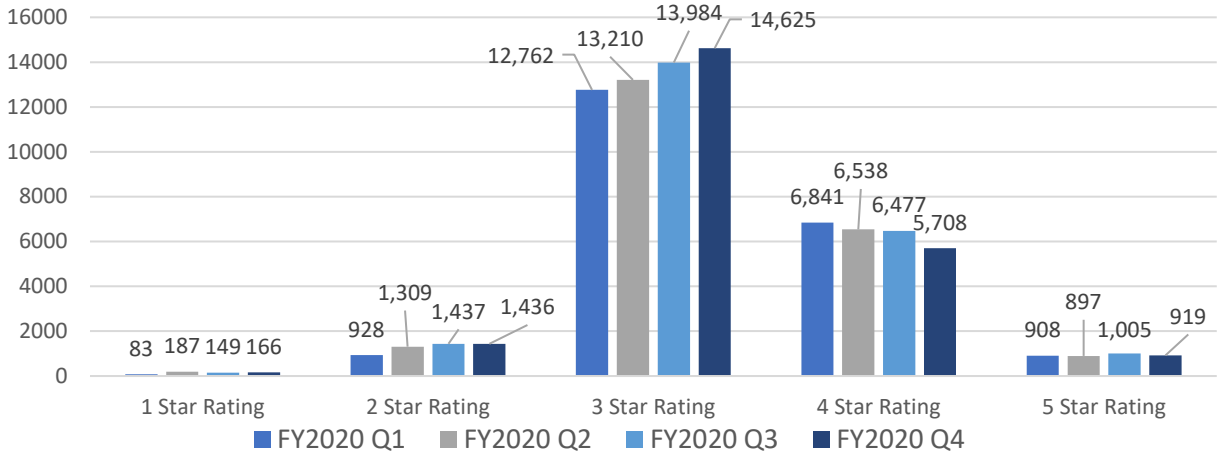
Number of CDC Cases

FY 2020 Q1: 22,883 Cases
 FY 2020 Q2: 22,857 Cases
 FY 2020 Q3: 23,091 Cases
 FY 2020 Q4: 19,623 Cases

Number of Programs by Star Rating



Number of Children in Star Rated Programs



CDC Program Data for FY 2019



Number of Children Participating in CDC

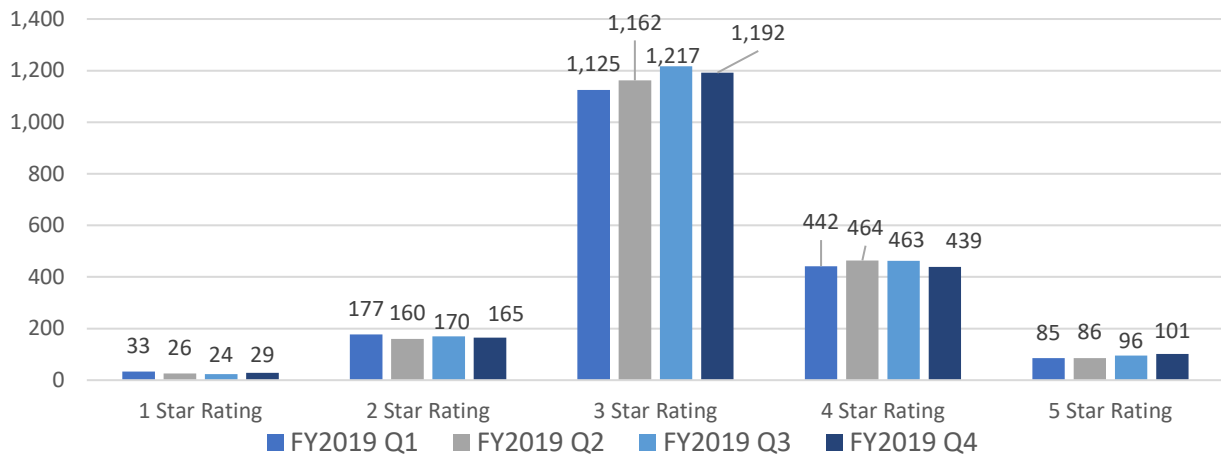
Fiscal Year (FY) 2019 – 1st Quarter (Q1): 39,484
 Fiscal Year (FY) 2019 – 2nd Quarter (Q2): 39,390
 Fiscal Year (FY) 2019 – 3rd Quarter (Q3): 40,172
 Fiscal Year (FY) 2019 – 4th Quarter (Q4): 43,243



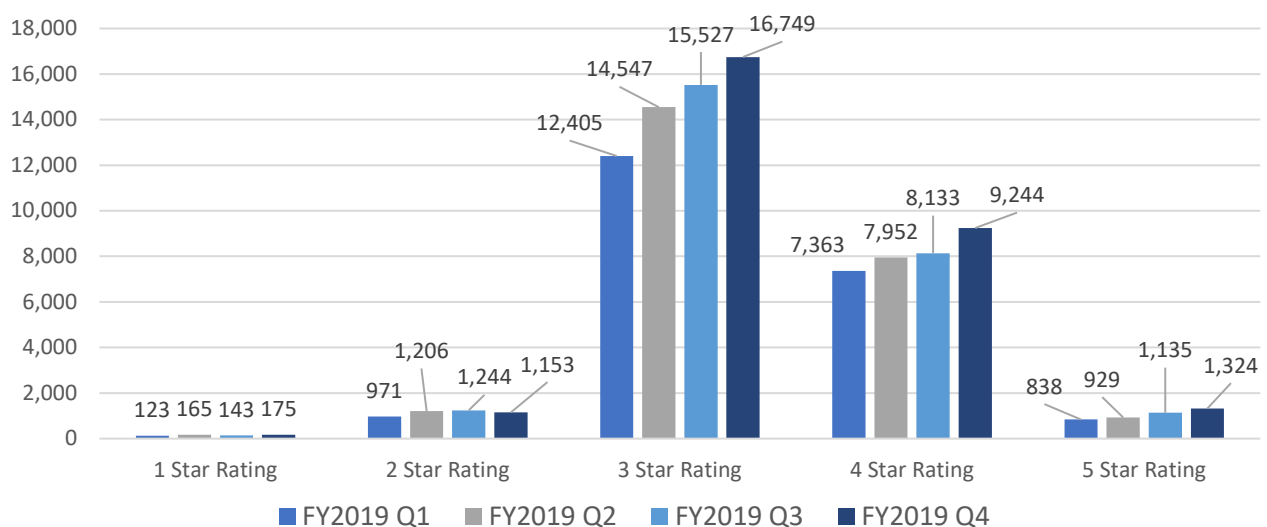
Number of CDC Cases

FY 2019 Q1: 22,406 Cases
 FY 2019 Q2: 22,192 Cases
 FY 2019 Q3: 22,749 Cases
 FY 2019 Q4: 23,861 Cases

Number of Programs by Star Rating



Number of Children in Star Rated Programs



CDC Program Data for FY2018



Number of Children Participating in CDC

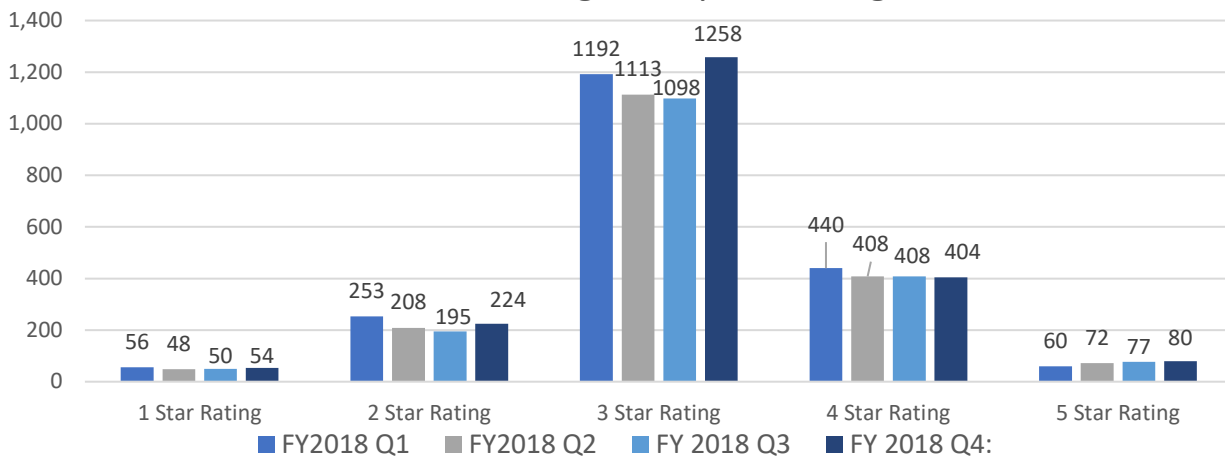
Fiscal Year (FY) 2018 – 1st Quarter (Q1): 39,557
 Fiscal Year (FY) 2018 – 2nd Quarter (Q2): 34,155
 Fiscal Year (FY) 2018 – 3rd Quarter (Q3): 39,529
 Fiscal Year (FY) 2018 – 4th Quarter (Q4): 42,514



Number of CDC Cases

FY 2018 Q1: 22,605 Cases
 FY 2018 Q2: 19,620 Cases
 FY 2018 Q3: 22,557 Cases
 FY 2018 Q4: 23,565 Cases

Number of Programs by Star Rating



Number of Children in Star Rated Programs

