



Office Of Services to the Aging Fiscal Year 2015

Presentation to Senate Appropriations Subcommittee on Community Health
February 20, 2014

James K. Haveman, MDCH Director
Kari Sederburg, OSA Director
Tim Becker, Senior Deputy, Operations

Our Guiding Principles

Mission

The Michigan Department of Community Health will protect, preserve, and promote the health and safety of the people of Michigan with particular attention to providing for the needs of vulnerable and under-served populations.



Vision

Improving the experience of care, improving the health of populations, and reducing costs of health care.

Leadership, Excellence, Teamwork

Michigan Department Of Community Health 2014 Strategic Priorities

- ✓ Promote and Protect Health, Wellness, and Safety
 - Make Michigan a “no wait state” for aging services
- ✓ Improve Outcomes for Children
- ✓ Transform the Healthcare System
- ✓ Strengthen Workforce and Economic Development

Services to the Aging Highlights*

Health & Nutrition

10.4 million meals served to 109,000 older adults

7.9 million home-delivered; 2.5 million congregate

Senior Project FRESH served 15,000 low-income older adults

435 markets/road side stands representing 2,660 farmers participated

10,700 older adults participated in volunteer programs

1,800 people participated in 320 evidence-based chronic disease management workshops

Choice & Access

6,800 caregivers received 722,000 hours of services (e.g. respite, counseling)

19,600 older adults received 748,000 hours of services in the home

62,900 older adults received a wide variety of community-based services (e.g. elder abuse prevention, disease prevention)

12,700 individuals served through the MI Choice Waiver program

Elder Rights & Quality of Life

42,000 hours of legal services were provided to 10,000 older adults

63,000 people received public benefits counseling through Michigan Medicare/Medicaid Assistance Program

State Long-Term Care Ombudsman consulted with 2,700 individuals and 910 nursing home staff

420 low-income older adults were employed through the Senior Community Service Employment Program

*FY 13

Office of Services to the Aging

Promote the independence and enhance the dignity of Michigan's diverse population of older adults and their families.

Aging Network

- 16 area agencies on aging
- 1,200+ service providing agencies

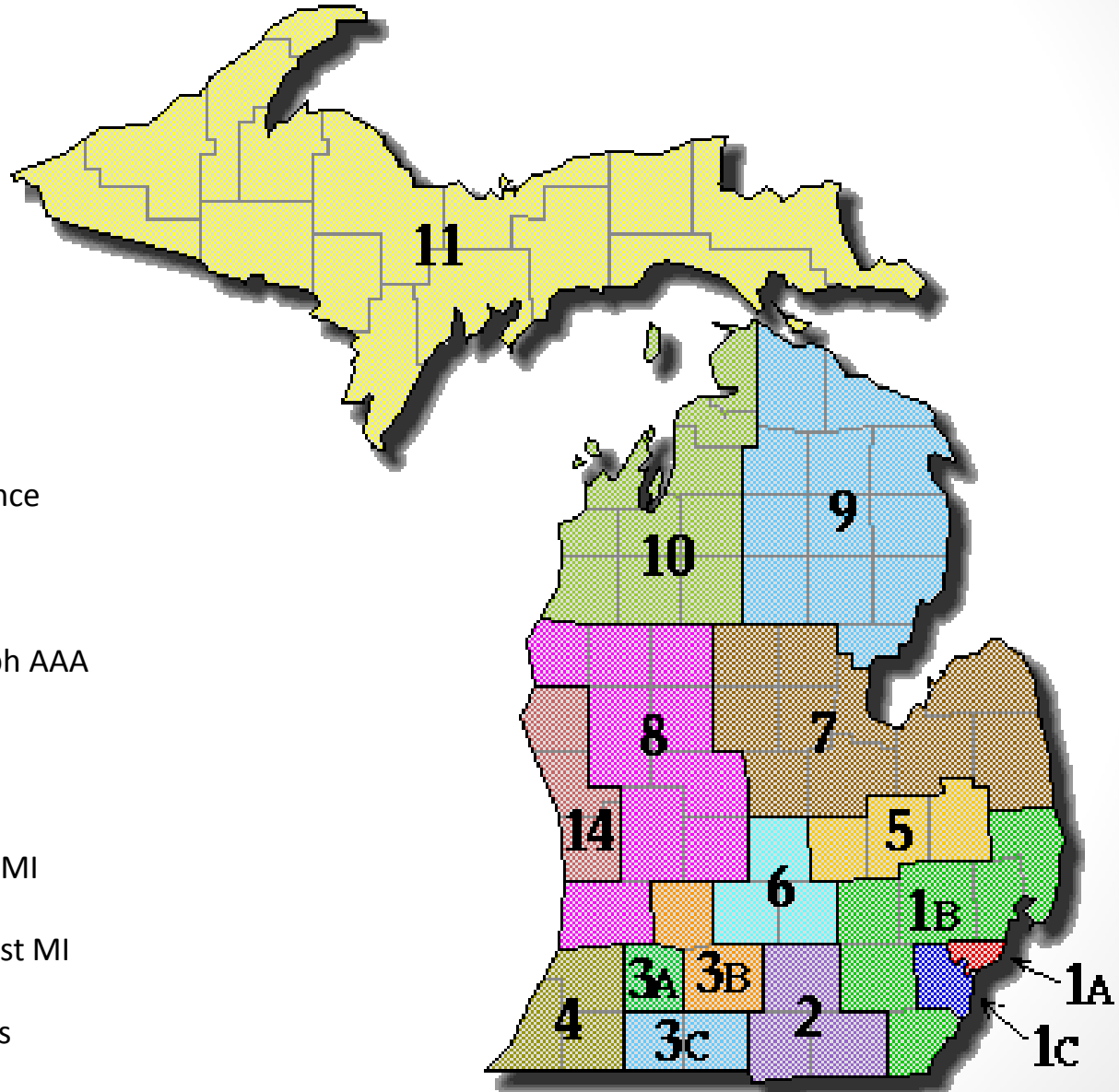
Services

- In-home, nutrition, older volunteers, respite and adult day, legal help, disease prevention, information & assistance, outreach, etc.

Goals

- Improve the health and nutrition of older adults
- Ensure older adults have choice through increased access to services
- Promote elder rights, quality of life and economic security
- Improve effectiveness, efficiency and quality of services

Area Agencies on Aging



- 1A: Detroit AAA
- 1B: AAA-1B
- 1C: The Senior Alliance
- 2: Region 2 AAA
- 3A: 3A AAA
- 3B: 3B AAA
- 3C: Branch-St. Joseph AAA
- 4: Region IV AAA
- 5: Valley AAA
- 6: Tri-County AAA
- 7: Region VII AAA
- 8: AAA of Western MI
- 9: Region IX AAA
- 10: AAA of Northwest MI
- 11: UPCAP
- 14: Senior Resources

Governor-Appointed Commissions

Commission on Services to the Aging

Harold Mast, Chair, Kentwood

Michael F. Burri, Grand Rapids

Doug Chalgian, E. Lansing

Shannon K. English, Big Rapids

Joan Ilardo, E. Lansing

Gerald L. Irby, Marquette

Donna L. Murray-Brown, Detroit

Rene'e E. Parnell, Niles

Donald L. Newport, Greenbush

Richard Ortega, Grand Rapids

Patricia A. Rencher, Detroit

Jeffery R. Schade, Midland

Michael J. Sheehan, Cedar

Kristie E. Zamora, Flint

Long Term Care Supports & Services Advisory Commission

Reginald Carter, Chair, E. Lansing

Mary Ablan, Lansing

Robert Allison, Royal Oak

Larry Braver, Holly

RoAnne Chaney, E. Lansing

Connie Fuller, Rock

Clare Luz, E. Lansing

Jonathan Mead, Escanaba

Karen Messick, Comstock Park

John Nelson, Saginaw

Catherine Remake, Midland

Thomas Rau, Brighton

Tiffany Reo, Farmington Hills

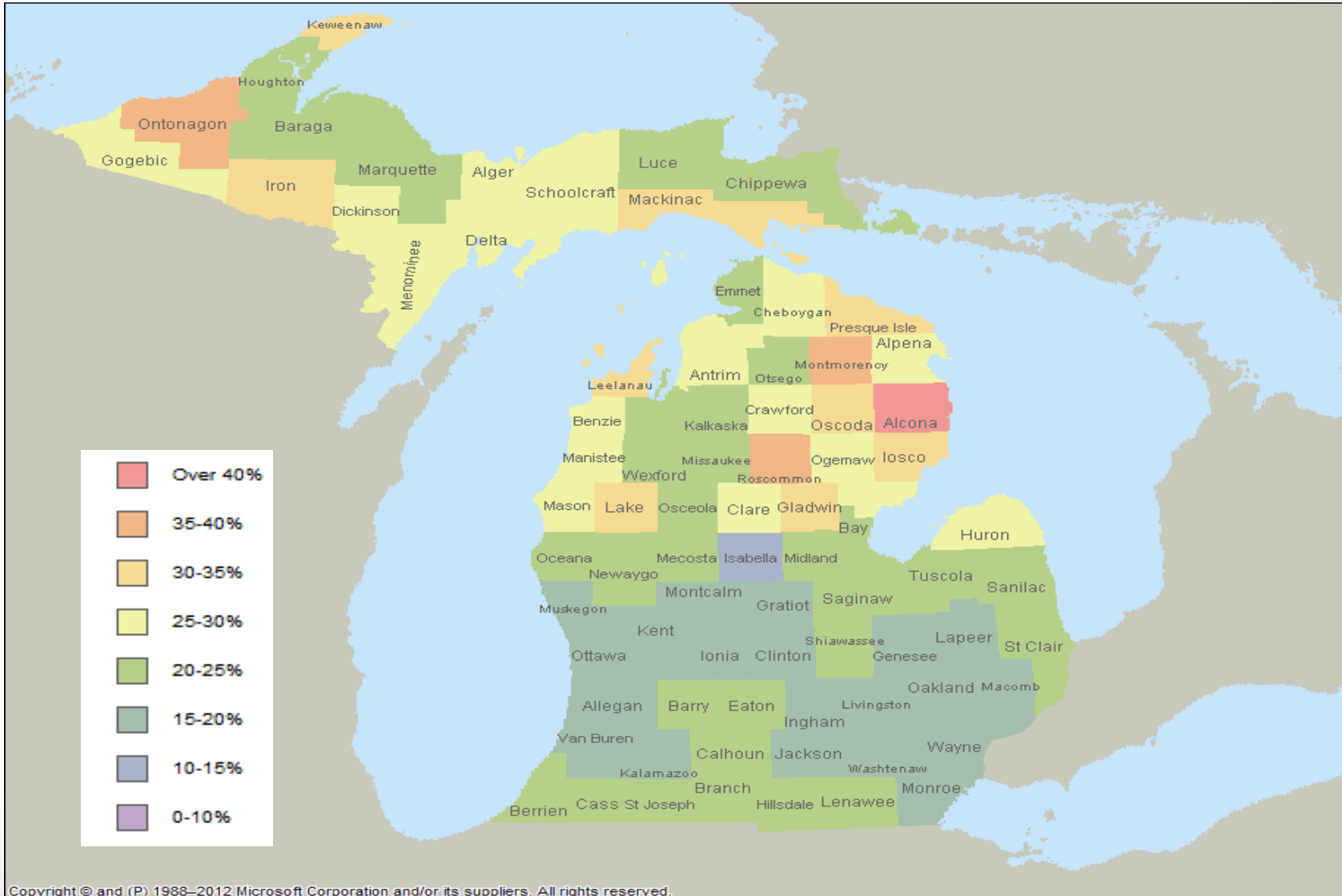
Larry Yachcik, Lowell

Michigan's Aging Population

- **Increase in number of older adults**
 - **2 million** older adults aged 60+ in Michigan (19% of population)
 - 85+ age group is the fastest growing; **102% projected increase** by 2030
- **Demographics***
 - Majority of this age cohort is women (**55%**)
 - More than **13%** identified as something other than European ancestry
 - More than **20%** of this age cohort is employed
 - Nearly **12%** of adults 60+ have dementia, and **45%** of adults age 85+ have dementia
 - **1 in 5 caregivers** care for someone with symptoms of dementia
- **More demand for services**
 - Availability of choice – expand community-based system of care
 - Coordination and collaboration within long term care networks
 - Increase in need for services – nutrition programs fastest growing

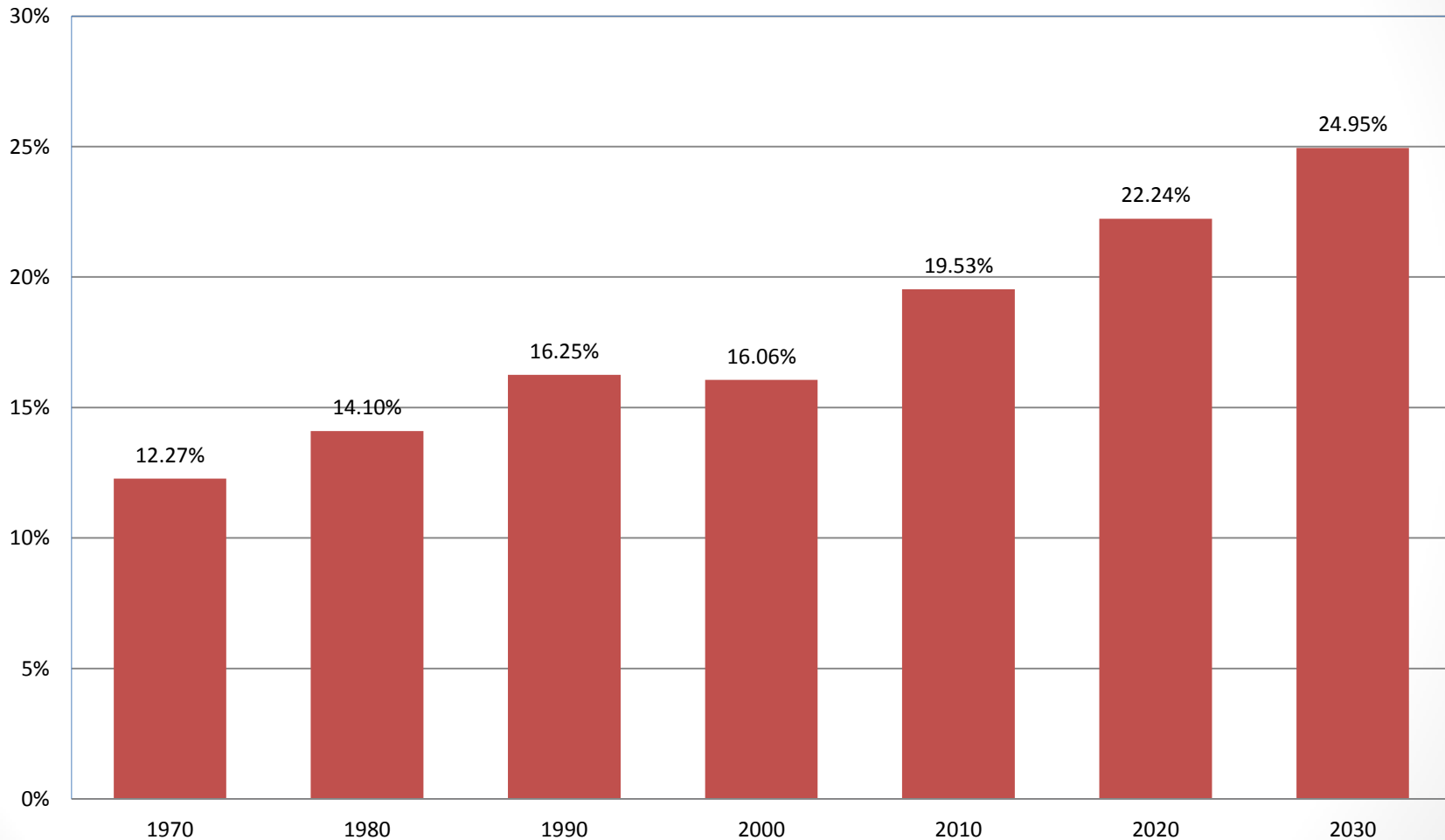
* 2010 Census data

Michigan's 60+ Population



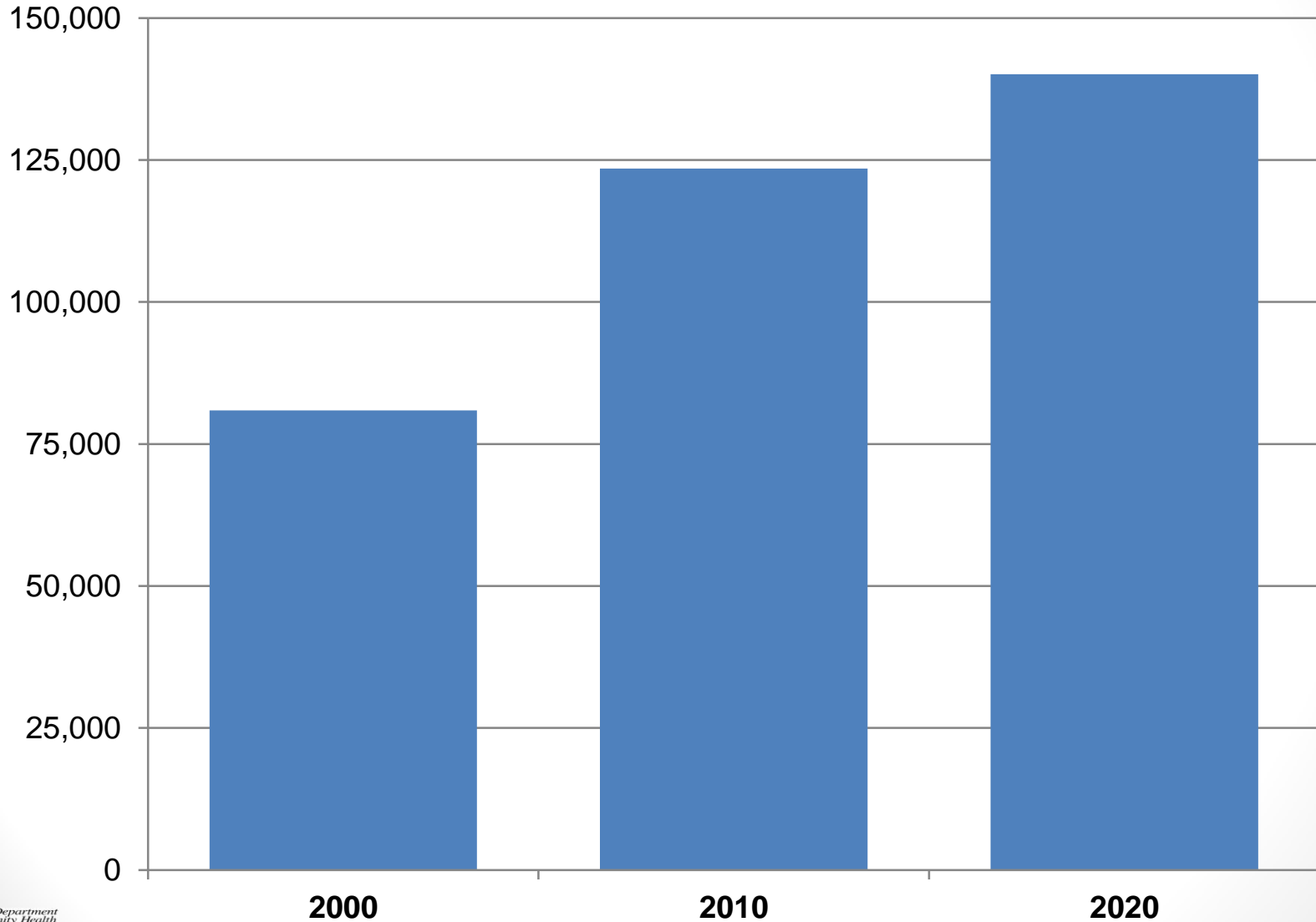
Copyright © and (P) 1988–2012 Microsoft Corporation and/or its suppliers. All rights reserved.

Michigan's 60+ Population



Source: 1970 - 1980: 1980 Census, General Population Characteristics, Table 20 - Age by Race and Sex: 1990 to 1980
1990: 1990 Census, General Population Characteristics, Table 16 - Single Years of Age by Sex, Race and Hispanic Origin: 1990
2000: 2000 Census Summary File 1, Table P012 - Sex by Age
2010: 2010 Census Summary File 1, Table P12 - Sex by Age
2020-2030: Centers for Disease Control and Prevention, Census Population Estimate, <http://wonder.cdc.gov>

Number of People in Michigan Turning 60

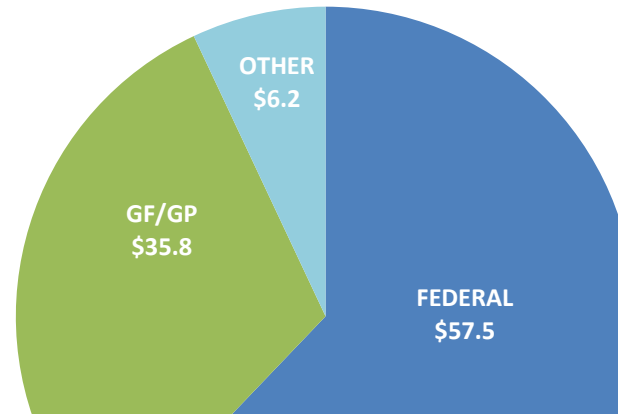


FY 15 Aging Investments (in millions)

Description	FY 2015 Recommendation	
	GF/GP	Gross
Office of Services to the Aging		
Prevent Elder Abuse	\$1.0	\$1.0
Senior Home Delivered Meals and In-Home Services	\$5.0	\$5.0

Description	FY 2015 Recommendation	
	GF/GP	Gross
Medical Services Administration		
MI Choice	\$9.0	\$26.2
Programs for All-Inclusive Care for the Elderly (PACE) Expansion	\$5.7	\$16.4

Aging – Budget (in millions)



	2014	2015
Administration	\$6.4	\$7.6
Community Services	36.6	39.0
Nutrition Services	37.2	39.0
Volunteer Services Program	4.5	4.5
Employment Assistance	3.5	3.5
Respite Care Program	5.9	5.9
Total	\$94.1	\$99.5

“No Wait State” for Aging Services

Home Delivered Meals and In-Home Services

Community-based services that assist individuals to live independently with dignity. Includes meals, chore, homemaker, home health aide, and personal care services.

Current Waiting List Information:

- Nearly 1,000 for home delivered meals
- Approximately 3,500 for in-home services
- Average wait is more than 60 days
- 2,700 received some meals but not fully what was needed

FY 15 Investment: \$5M GF/Gross

Profiles of Individuals Served

In-Home Services:

19,585 older adults were supported by 748,087 hours/units of care management, case coordination, chore, homemaker, home health aide, and personal care.

Home Delivered Meals:

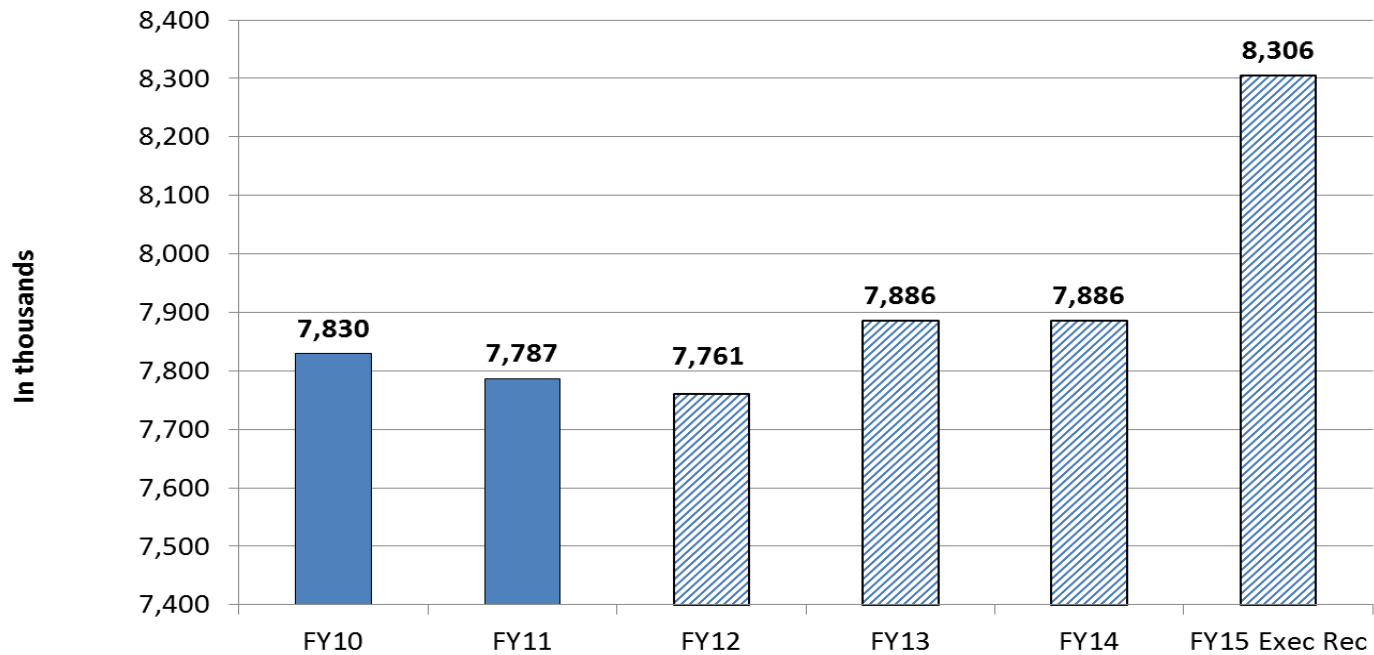
51,187 home delivered meal participants received 7,886,265 meals.

Participant Characteristics

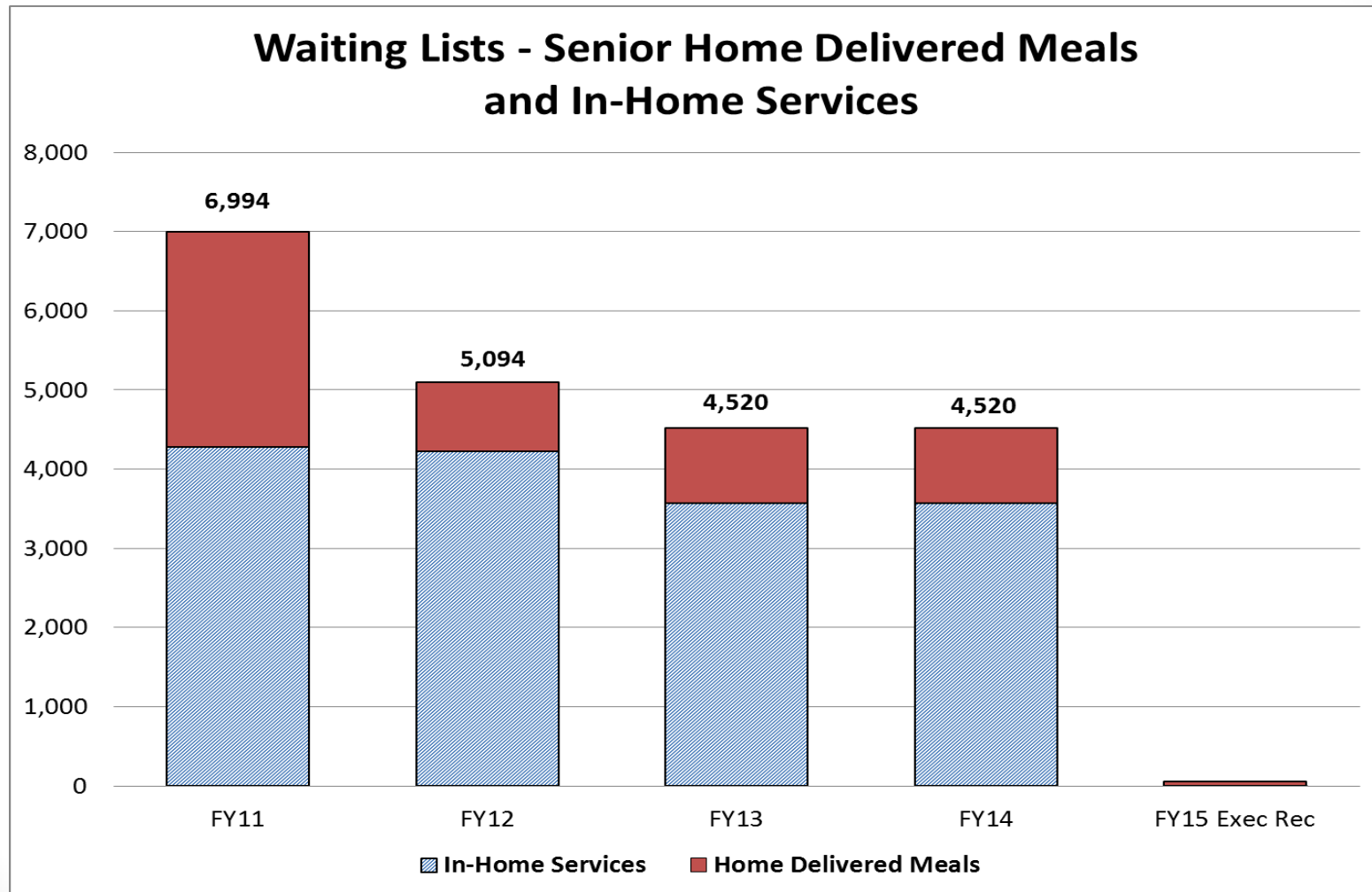
In-Home Service Participant Characteristics	Home Delivered Meal Participant Characteristics
69% were 75 or older	67% were 75 or older
35% were 85 or older	35% were 85 or older
56% lived alone	49% lived alone
31% were low income	36% were low income
71% were female	65% were female

“No Wait State” for Aging Services

Senior Home Delivered Meals
FY 2010 - FY 2015



“No Wait State” for Aging Services



“No Wait State” for Aging Services

MI Choice Home and Community-Based Waiver Program

Provides opportunities for individuals who are nursing home eligible to continue living in their own homes, or transition back to their home.

Current MI Choice Program:

- Medicaid-funded program
- More than 12,700 individuals served
- Waiting lists in most parts of the state
- Average wait time is 230 days
- Expand services to 1,250 individuals

FY 15 Investment: \$9M GF/\$26.2M Gross

Individuals in MI Choice Program

FY 2013 Participants	12,711	
Female	69%	
Male	31%	
Age of Participants		
Under 55	1,674	13%
55-59	986	8%
60-64	1,217	9%
65-69	1,232	10%
70-74	1,423	11%
75-79	1,477	12%
80-84	1,575	12%
85+	3,127	25%
TOTAL	12,711	100%

“No Wait State” for Aging Services

Program of All-Inclusive Care for the Elderly (PACE)

Provide the entire continuum of services to older adults (nursing home eligible) to maintain home independence as long as possible. Currently more than 900 individuals served.

PACE Services:

- Medical Care
- Adult Day Program
- Prescription Drugs
- Medical Specialists such as Dentistry and Podiatry

PACE Expansion:

- Add new sites in Flint, Lansing, and Saginaw
- Expand current Muskegon site
- Continue support for current sites in Wayne, Kent, Muskegon, Calhoun, Berrien, and Washtenaw Counties

FY 15 Investments: \$5.7M GF/ \$16.4M Gross

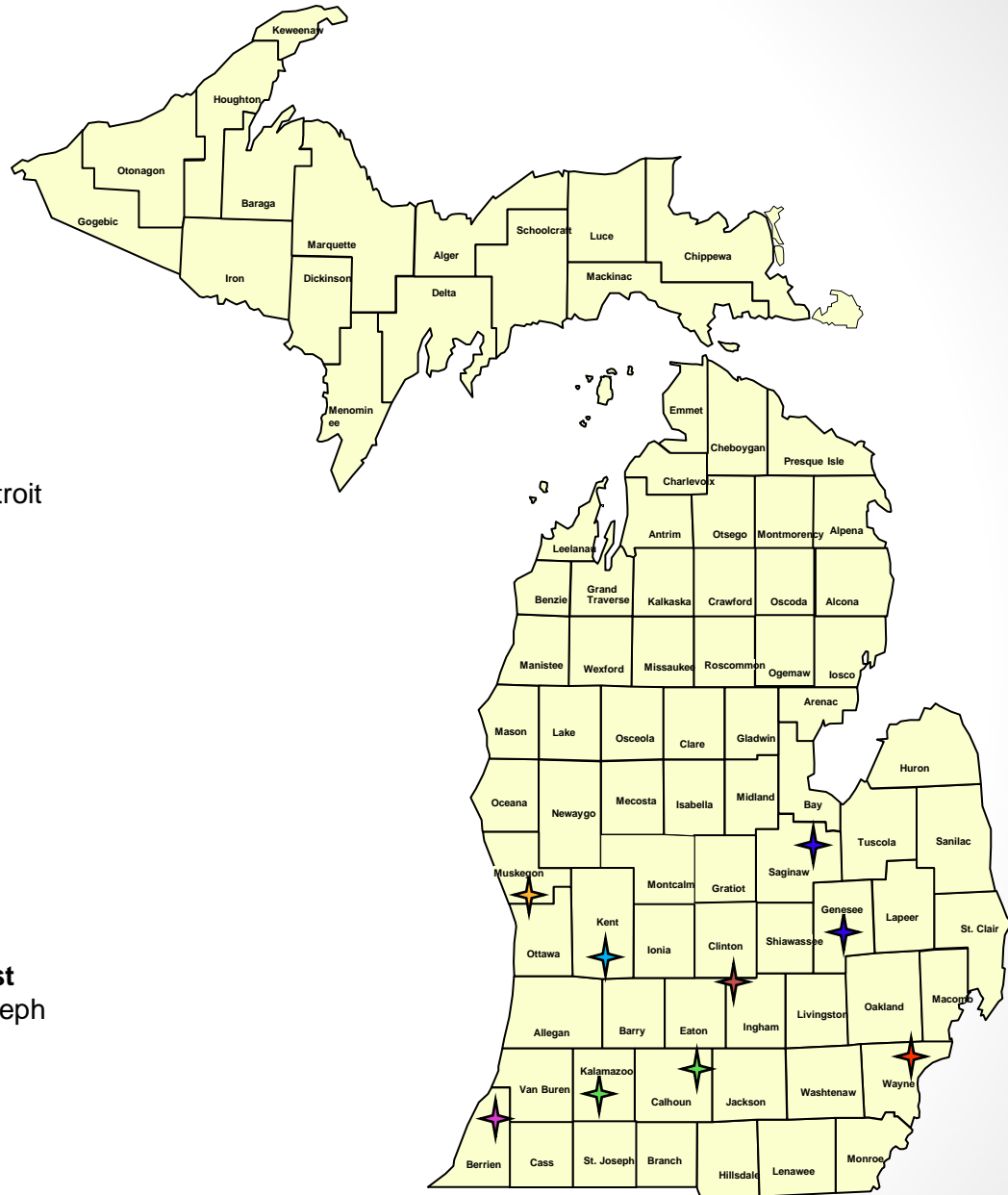
Program of All-Inclusive Care for the Elderly (PACE)

Name	Location	Enrollment
Center for Senior Independence -Northwest location -Rivertown	Detroit	159 – opened 1994 124 – opened 2013
Care Resources	Grand Rapids	186 – opened 2006
LifeCircles	Muskegon	220 – opened 2009
CentraCare -Calhoun County -Kalamazoo County	Battle Creek Kalamazoo	140 – opened 2009 24 – opened 2013
PACE of Southwest Michigan	St. Joseph/Benton Harbor	65 – opened 2012
Huron Valley	Ypsilanti	Opened February 2014
Total Enrollment		918

Developing PACE Projects

Organization	Location	Anticipated Start Date	Anticipated Full Enrollment
Genesys Health Systems	Flint	Spring 2015	225
A&D Charitable Foundation (Great Lakes PACE)	Saginaw	Spring 2015	225
Volunteers of America Senior CommUnity Care	Lansing	Summer 2015	250

Michigan PACE Organizations




Current PACE Sites

 **Center for Senior Independence - Detroit**

 **Care Resources - Grand Rapids**

 **Life Circles - Muskegon**

 **Centra Care - Battle Creek - Kalamazoo**

 **PACE of Southwest Michigan - St. Joseph**

Proposed New PACE Sites

 **Proposed - Flint - Lansing - Saginaw**

Elder Abuse Prevention

Elder Abuse in Michigan

Crimes impact an estimated 90,000 older adults annually, with significant financial and human cost to citizens and service systems. Abuse takes many forms: financial, physical, mental and neglect.

Current Situation:

- Good programs, but fragmented
- No consistency at local level
- Lack of understanding of the problem
- No integrated reporting system
- No statewide trainings, outreach
- Increasing number of reported crimes

Key Partners:

DHS – Adult Protective Services, Attorney General’s Office, State Long Term Care Ombudsman, Michigan State Police, Local Police Departments and Other Partners

Elder Abuse Prevention

Prevent Elder and Vulnerable Adult Abuse, Exploitation, Neglect Today (PREVNT)

- Support of Ongoing Elder Abuse Prevention/Detection Efforts
 - Local interdisciplinary teams
 - Elder abuse prevention coalition and statewide campaign
- Statewide Trainings on Elder Abuse Laws & Reporting
 - Aging/disability networks, financial institutions, medical professionals
 - Law enforcement and prosecutors on new elder abuse laws
 - Expand nationally-recognized, Adult Abuse and Neglect Prevention (AANP) training and awareness
- Review of Current Elder Abuse System
 - Conducting a study on the actual costs of financial abuse.
 - Establishing a state-level group to focus on elder abuse
 - Feasibility of developing an integrated reporting system
 - Research developing a formal criminal justice restitution initiative

FY 15 Investments: \$1M Gross/GF

Contact Info and Useful Links

Legislative Liaison: Karla Ruest

ruestk@michigan.gov

Phone: (517) 373-1629

Director: Kari Sederburg

sederburgk@michigan.gov

Phone: (517)-373-7876

Website: <http://www.michigan.gov/osa>

Facebook: <http://www.facebook.com/osa>

Useful Links:

Executive Budget: <http://www.michigan.gov/mibudget2015>

MI Healthier Tomorrow: www.michigan.gov/mihealthiertomorrow

Healthy Michigan Plan: www.michigan.gov/healthymichiganplan