

CHRONIC WASTING DISEASE | Update to Natural Resources Commission
December 13, 2018

OVERVIEW

- Communications
- Surveillance goals
- Check stations/drop boxes/processors
- Recent CWD Findings
- Testing Results
- License sales
- Next steps—CWD
- APR proposals

COMMUNICATIONS

Meetings and Surveys

- Communications and awareness survey 38,484 respondents
- 10 stakeholder focus group meetings
- 11 public engagement meetings
 - 361 physical surveys and 135 online Surveys
- CWD regulations and opinion survey
- 55 stakeholder engagement meetings (4,500+ attendees)

COMMUNICATIONS

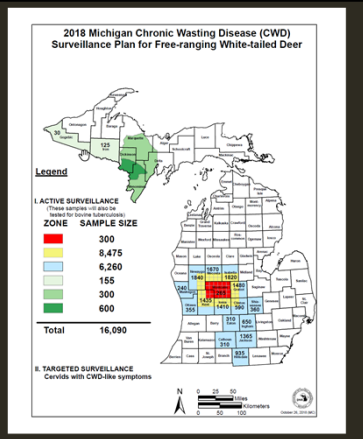
Facebook Live

September 21
 38,000 people reached
 15,000 video views
 270 comments

November 13
 Live from Jay's Sporting
 Goods
 37,000 people reached
 16,000 video views
 328 comments

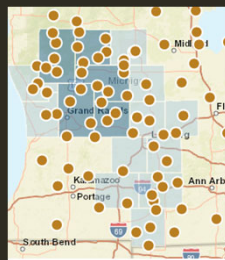


SURVEILLANCE GOALS

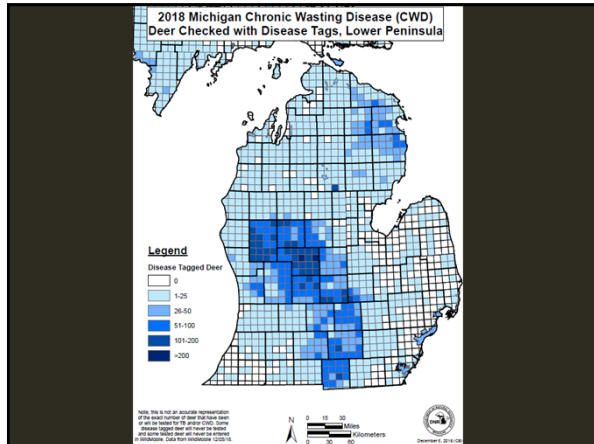


L.P. CHECK STATIONS /DROP BOXES/PROCESSORS

- > 56 Sampling locations in the 16 County CWD Management Zone
- > 17 Deer Check Stations
- > 18 Deer Processors
- > 21 Stand Alone Deer Head Drop Boxes

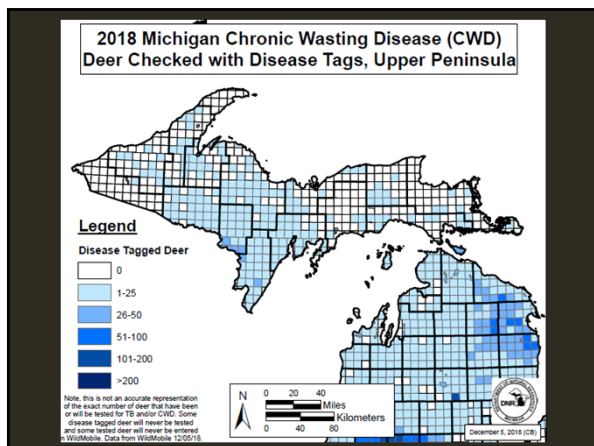


www.mi.gov/deercheck



U.P. CHECK STATIONS/DROP BOXES/PROCESSORS

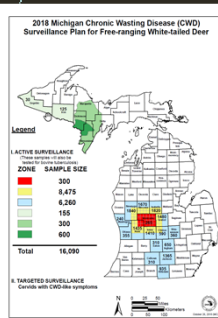
- Core CWD Surveillance Area
 - 1 Check Station
 - 4 Stand Alone Drop Boxes
- CWD Expanded Surveillance Area
 - 4 Check Stations
 - 4 Stand Alone Drop Boxes



RECENT CWD FINDINGS

- Two new counties
 - Pine River Township, Gratiot County
 - 4-year-old buck
 - Carmel Township, Eaton County
 - 2-year-old buck
- 47 positives found in 2018
 - 22,060 tested in CWD Areas
 - 25,601 tested Statewide
- CWD has been identified in Clinton, Dickinson, Eaton, Gratiot, Ingham, Ionia, Jackson, Kent, and Montcalm counties

TESTING RESULTS (AS OF DEC. 7, 2018)



Zone	Goal	Total Tested	% of Goal
16-County Area	6,260	12,085	193%
56-Township Area	8,475	4,618	54%
24-Township Area	300	3,699	1,233%
UP - Gogebic and Iron	155	225	145%
UP Expanded CWD Surveillance Area	300	675	225%
UP Core CWD Surveillance Area	600	758	126%
Totals	16,090	22,060	137%

LICENSE SALES RECAP

2018 License buyers

5 County LP Core.....56,981 (-3.15%)

11 County LP Management Zone.....101,827 (-3.01%)

4 County UP Core/Expanded
 (Marquette, Menominee, Delta, Dickinson) ... 23,655 (-1.5%)

16 LP Management Adjacent Counties.....126,826 (-2.98%)

Total 565,263 (-3.21%)*

*This number includes residents only

LICENSE SALES RECAP

2018 Deer Licenses Sold (antlerless not included)

5 County LP Core.....	92,714	(-1.38%)
11 County LP Management Zone.....	158,543	(-2.55%)
4 County UP Core/Expanded (Marquette, Menominee, Delta, Dickinson) ...	32,723	(+0.3%)
16 LP Management Adjacent Counties.....	204,632	(-3.01%)

Statewide Total 900,373 (-2.68%)*

*This number includes residents only

LICENSE SALES RECAP

2018 Deer Antlerless

5 County LP Core.....	31,219	(+5.96%)
11 County LP Management Zone.....	65,128	(+7.86%)
*****9,278 discounted 2CWD tags*****		
4 County UP Core/Expanded (Marquette, Menominee, Delta, Dickinson)...	23,655	(+10.89%)
16 LP Management Adjacent Counties.....	79,565	(+6.14%)

Statewide Total 319,109 (+3.01%)*

*This number includes residents only

NEXT STEPS

- After action review (Jan)
- Focused testing (Jan)
- CWD opinion survey (Jan)

- 2019 customer engagement and communications
 - Upper Peninsula
 - Central Lower Peninsula

ANTLER POINT RESTRICTIONS PROPOSALS

- Experimental design—working with partners (Jan)
- Thumb Area Deer Hunter Opinion Survey (Jan)
- Results and analysis (Spring)
- Regulation changes (June)

THANK YOU
