

**MICHIGAN DEPARTMENT OF COMMUNITY HEALTH
BUREAU OF CHILDREN AND FAMILY PROGRAMS
DIVISION OF FAMILY AND COMMUNITY HEALTH - ADOLESCENT HEALTH PROGRAM'S SERVICES
ADOLESCENT HEALTH CENTER AND ALTERNATIVE MODEL REPORT - JANUARY 1, 2001 - DECEMBER 31, 2001**

BACKGROUND:

This report summarizes the activities and funding sources of the 19 teen health centers which received adolescent health funds in calendar year (CY) 2001. Fifteen of the teen health centers are school-based and four are community-based health centers in locations easily accessible to teens. The adolescent health center model provides on-site primary health care, psycho-social services, health promotion/disease prevention education, and referral services to youth 10-21 years of age.

This report also summarizes data based on services provided by the nine alternative model sites. These sites do not deliver on-site primary care services but do provide health services based on the needs of teens in their local jurisdiction. They deliver a variety of services, including individual health screening, case finding and referral, as well as health education and risk reduction information.

***2001 HIGHLIGHTS:**

Key highlights noted in review of the calendar year 2001 data are as follows:

- The total number of teens receiving services through the 19 health centers was 18,609.
- The total number of all health services provided to teens in centers was 66,137.
- Teen health centers provided over 7,500 immunizations and 36,323 general medical services to at-risk youth in Michigan.
- Approximately 62% of services were provided to youth of color during 2001. Forty-seven percent of youth that received services in the teen health centers were African-American.
- Males comprised approximately 46% of the total users.
- Teens under 15 years of age represented approximately 54% of all users, with 10,093 teens under 15 receiving services.
- Approximately 42,770 teens received health information and education in 2,454 sessions conducted by teen health center staff.
- The nine alternative health delivery sites provided a total of 4,196 educational sessions reaching 66,884 teens. The alternative health sites also provided 27,294 services and 1,528 referrals to youth in CY 2001.

***Program numbers dropped in CY 2001 due to a number of extenuating circumstances including: conversion of one teen health center to an alternative model program, a policy change that restricted reporting of some services reimbursed through other programs, and Executive Order Budget Cuts that eliminated funding for the program.**

MICHIGAN DEPARTMENT OF COMMUNITY HEALTH
 BUREAU OF CHILDREN & FAMILY PROGRAMS - ADOLESCENT HEALTH
 ADOLESCENT HEALTH CENTER SERVICE DATA SUMMARY
 JANUARY 1, 2001 - DECEMBER 31, 2001

TABLE 1
03/21/2002

TEEN HEALTH CENTERS	DATE CENTER OPENED	NUMBER OF USERS	NUMBER OF VISITS	NUMBER OF SERVICES	NUMBER OF REFERRALS
ACCESS	MAY 1990	1,711	2,065	2,329	45
BALDWIN FAMILY HEALTH CENTER	JAN. 1988	311	1,355	2,100	38
BERRIEN COUNTY HEALTH DEPT. (BENTON HARBOR HIGH SCHOOL)	JAN. 1987	892	1,237	1,414	4
CALHOUN COUNTY HEALTH DEPT. (BATTLE CREEK CENTRAL HIGH SCHOOL)	AUG. 1995	1,037	3,320	3,954	275
CORNER HEALTH CENTER (YPSILANTI)	MAR. 1981	1,281	4,626	8,977	0
DETROIT CITY HEALTH DEPT. (NORTHERN HIGH SCHOOL)	SEPT. 1988	586	1,466	2,196	211
(NORTHWESTERN HIGH SCHOOL)	MAY 1988	573	2,042	2,956	163
INGHAM COUNTY HEALTH DEPARTMENT (OTTO COMMUNITY HEALTH CENTER)	JAN. 1996	805	4,135	4,739	126
MACOMB COUNTY HEALTH DEPT. (FITZGERALD ADOLESCENT HEALTH CENTER)	FEB. 1989	1,487	3,345	6,609	172
(NEW HAVEN ADOLESCENT SERVICES)*	JAN. 1988	701	1,403	2,885	134
MOTT CHILDREN HEALTH CENTER (BEECHER TEEN HEALTH CENTER)	JAN. 1990	851	2,063	2,152	207
(NORTHWESTERN WELLNESS CENTER)	MAR. 1994	712	1,592	1,819	75
NORTH OAKLAND MEDICAL CENTER (PONTIAC CENTRAL HIGH SCHOOL)	JAN. 1989	1,619	3,683	3,922	213
OAKWOOD HEALTH CARE SYSTEM (INKSTER TEEN HEALTH CENTER)	JUNE 1989	809	973	1,241	0
(ROMULUS TEEN HEALTH CENTER)	MAR. 1990	930	2,022	2,752	69
(TAYLOR TEEN HEALTH CENTER)	MAY 1988	1,276	4,319	4,540	66
ST. CLAIR COUNTY HEALTH DEPT. (ST. CLAIR COUNTY TEEN HEALTH CENTER)	DEC. 1986	1,524	2,897	3,369	251
ST. JOHNS COMMUNITY HEALTH INVEST. CORP. (HIGHLAND PARK TEEN HEALTH CENTER)	JAN. 1989	346	2,158	3,297	31
(NAPOLEON B. JORDAN CTR FOR HLTH. CARE)	APRIL 1996	1,158	3,098	4,886	40
TOTAL		18,609	47,799	66,137	2,120

*This center became part of Downriver Community Services on October 1, 2001 but had been previously administered by Macomb County Health Department

MICHIGAN DEPARTMENT OF COMMUNITY HEALTH
 BUREAU OF CHILDREN & FAMILY PROGRAMS - ADOLESCENT HEALTH
 ADOLESCENT HEALTH CENTER SERVICES - USERS BY AGE SEX, RACE & ETHNICITY
 JANUARY 1, 2001 - DECEMBER 31, 2001

TABLE 2
03/22/2001

TEEN HEALTH CENTERS	AGE		SEX		WHITE	BLACK	RACE ASIAN	AM IND	OTHER	ETHNICITY HISPANIC	DEMOGRAPHIC TOTALS
	0-15 YRS	16-23 YRS	FEMALE	MALE							
ACCESS	865	846	781	930	235	375	15	2	1,084	187	1,711
BALDWIN FAMILY HEALTH CENTER	170	141	163	148	176	105	2	0	28	117	311
BERRIEN COUNTY HEALTH DEPT. (BENTON HARBOR HIGH SCHOOL)	536	356	443	449	47	825	1	0	19	18	892
CALHOUN COUNTY HEALTH DEPT. (BATTLE CREEK CENTRAL HIGH SCHOOL)	310	727	524	513	553	392	12	8	72	40	1,037
CORNER HEALTH CENTER (YPSILANTI)	449	832	974	307	598	551	4	7	121	32	1,281
DETROIT CITY HEALTH DEPT. (NORTHERN HIGH SCHOOL)	329	257	278	308	3	580	2	1	0	0	586
(NORTHWESTERN HIGH SCHOOL)	327	246	361	212	0	573	0	0	0	0	573
INGHAM COUNTY HEALTH DEPARTMENT (OTTO COMMUNITY HEALTH CENTER)	718	87	394	411	364	211	29	5	196	143	805
MACOMB COUNTY HEALTH DEPT. (FITZGERALD ADOLESCENT HEALTH CENTER)	835	652	745	742	1,280	69	79	18	41	39	1,487
(NEW HAVEN ADOLESCENT SERVICES)*	323	378	406	295	610	66	4	4	17	75	701
MOTT CHILDREN HEALTH CENTER (BEECHER TEEN HEALTH CENTER)	606	245	391	460	101	713	1	2	34	10	851
(NORTHWESTERN WELLNESS CENTER)	473	239	416	296	27	661	2	0	22	2	712
NORTH OAKLAND MEDICAL CENTER (PONTIAC CENTRAL HIGH SCHOOL)	736	883	963	656	220	837	39	2	521	96	1,619
OAKWOOD HEALTH CARE SYSTEM (INKSTER TEEN HEALTH CENTER)	519	290	420	389	104	629	1	6	69	15	809
(ROMULUS TEEN HEALTH CENTER)	436	494	534	396	398	390	3	5	134	10	930
(TAYLOR TEEN HEALTH CENTER)	529	747	750	526	1,046	191	6	9	24	26	1,276
ST. CLAIR COUNTY HEALTH DEPT. (ST. CLAIR COUNTY TEEN HEALTH CENTER)	790	734	801	723	1,370	113	9	3	29	58	1,524
ST. JOHNS COMMUNITY HEALTH INVEST. CORP. (HIGHLAND PARK TEEN HEALTH CENTER)	255	91	174	172	1	345	0	0	0	0	346
(NAPOLEON B. JORDAN CTR FOR HLTH. CARE)	887	271	603	555	31	1,119	2	0	6	1	1,158
TOTAL	10,093	8,516	10,121	8,488	7,164	8,745	211	72	2,417	869	18,609
TOTAL PERCENT	54.2%	45.8%	54.4%	45.6%	38.5%	47.0%	1.1%	0.4%	13.0%	4.7%	100.0%

*This center became part of Downriver Community Services on October 1, 2001 but had been previously administered by Macomb County Health Department

MICHIGAN DEPARTMENT OF COMMUNITY HEALTH
 BUREAU OF CHILDREN & FAMILY PROGRAMS - ADOLESCENT HEALTH
 ADOLESCENT HEALTH CENTER DATA - SERVICES AND REFERRALS
 JANUARY 1, 2001 - DECEMBER 31, 2001

TABLE 3
03/21/2002

TEEN HEALTH CENTERS	CHRONIC DIS. MANAGEMENT		FAMILY PLANNING		HEALTH PROMO. & RISK REDUCT.		IMMUNIZATIONS		MENTAL HEALTH SERV & COUNSEL		PRENATAL & POSTPARTUM CARE		STD DIAGNOSIS & TREATMENT		SUB.ABUSE DIAG. & TREATMENT		GENERAL MEDICAL		TOTALS	
	Services	Referrals	Services	Referrals	Services	Referrals	Services	Referrals	Services	Referrals	Services	Referrals	Services	Referrals	Services	Referrals	Services	Referrals	Services	Referrals
ACCESS	28	6	0	1	0	1	651	0	8	2	60	5	12	0	3	0	1,567	30	2,329	45
BALDWIN FAMILY HEALTH CENTER	77	0	46	0	139	0	61	0	12	0	1	0	39	0	0	0	1725	38	2,100	38
BERRIEN COUNTY HEALTH DEPT. (BENTON HARBOR HIGH SCHOOL)	0	0	28	3	0	0	451	0	0	0	0	0	2	0	0	0	933	1	1,414	4
CALHOUN COUNTY HEALTH DEPT. (BATTLE CREEK CENTRAL HIGH SCHOOL)	553	0	0	5	321	0	465	230	161	4	20	1	0	0	7	0	2,427	35	3,954	275
CORNER HEALTH CENTER (YPSILANTI)	18	0	0	0	33	0	904	0	76	0	1,450	0	246	0	0	0	6,250	0	8,977	0
DETROIT CITY HEALTH DEPT. (NORTHERN HIGH SCHOOL)	46	2	73	38	688	109	25	0	77	42	3	4	31	2	8	0	1,245	14	2,196	211
(NORTHWESTERN HIGH SCHOOL)	54	4	25	23	744	51	94	2	125	20	31	11	107	9	5	1	1,771	42	2,956	163
INGHAM COUNTY HEALTH DEPARTMENT (OTTO COMMUNITY HEALTH CENTER)	67	12	0	0	217	13	296	11	249	55	0	0	10	2	0	3	3,900	30	4,739	126
MACOMB COUNTY HEALTH DEPT. (FITZGERALD ADOLESCENT HEALTH CENTER)	56	1	0	0	919	0	821	2	847	10	38	3	16	0	17	0	3,895	156	6,609	172
(NEW HAVEN ADOLESCENT SERVICES)*	60	5	0	8	1,186	1	290	2	98	8	8	9	57	0	6	3	1,180	98	2,885	134
MOTT CHILDREN HEALTH CENTER (BEECHER TEEN HEALTH CENTER)	57	1	144	2	11	2	215	40	269	6	10	4	33	1	0	0	1,413	151	2,152	207
(NORTHWESTERN WELLNESS CENTER)	100	0	115	0	66	0	24	0	166	0	11	0	69	0	3	0	1,265	75	1,819	75
NORTH OAKLAND MEDICAL CENTER (PONTIAC CENTRAL HIGH SCHOOL)	215	14	0	0	891	2	496	14	349	11	60	1	171	2	1	1	1,739	168	3,922	213
OAKWOOD HEALTH CARE SYSTEM (INKSTER TEEN HEALTH CENTER)	0	0	0	0	2	0	255	0	3	0	10	0	9	0	0	0	962	0	1,241	0
(ROMULUS TEEN HEALTH CENTER)	47	3	3	42	1,038	0	392	0	278	6	0	1	10	1	6	1	978	15	2,752	69
(TAYLOR TEEN HEALTH CENTER)	45	0	15	2,651	388	418	6	59	41	182	2	795	4	4,540	66					
ST. CLAIR COUNTY HEALTH DEPT. (ST. CLAIR COUNTY TEEN HEALTH CENTER)	0	1	2	78	39	6	830	6	256	25	0	1	252	37	60	13	1,930	84	3,369	251
ST. JOHNS COMMUNITY HEALTH INVEST. CORP. (HIGHLAND PARK TEEN HEALTH CENTER)	54	6	8	1	728	0	180	0	1,530	2	4	0	9	0	66	1	718	21	3,297	31
(NAPOLEON B. JORDAN CTR FOR HLTH. CARE	602	0	437	0	748	0	844	0	625	0	0	0	0	0	0	0	1,630	40	4,886	40
TOTAL SERVICES	2,079	881	10,421	7,682	5,547	1,765	1,255	184	36,323	66,137										
PERCENT	3.1%	1.3%	15.8%	11.6%	8.4%	2.7%	1.9%	0.3%	54.9%	100.0%										
TOTAL REFERRALS	55	216	185	307	197	81	54	23	1,002	2,120										
PERCENT	2.6%	10.2%	8.7%	14.5%	9.3%	3.8%	2.5%	1.1%	47.3%	100.0%										

*This center became part of Downriver Community Services on October 1, 2001 but had been previously administered by Macomb County Health Department

MICHIGAN DEPARTMENT OF COMMUNITY HEALTH
 BUREAU OF CHILDREN & FAMILY PROGRAMS - ADOLESCENT HEALTH
 ALTERNATIVE MODEL DATA
 ADOLESCENT HEALTH EDUCATION PRESENTATION SESSIONS AND PARTICIPANTS
 JANUARY 1, 2001 - DECEMBER 31, 2001

TABLE 6
02/27/2002

ALTERNATIVE MODELS	CHRONIC DISEASE MANAGEMENT		REPRODUCTIVE HEALTH EDUCATION		HEALTH PROMO. & RISK REDUCT. EDUCATION		IMMUNIZATION EDUCATION		MENTAL HEALTH EDUCATION		PRENATAL AND POSTPARTUM CARE		STD AND HIV PREVENTION EDUCATION		SUBSTANCE ABUSE PREVENTION EDUCATION		GENERAL MEDICAL EDUCATION		TOTALS	
	Sessions	Participants	Sessions	Participants	Sessions	Participants	Sessions	Participants	Sessions	Participants	Sessions	Participants	Sessions	Participants	Sessions	Participants	Sessions	Participants	Sessions	Participants
ARAB-AMERICAN CHALDEAN COUNCIL	0	0	0	0	19	661	0	0	8	15	0	0	1	24	6	128	0	0	34	828
BRANCH-HILLSDALE-ST. JOSEPH DIST. HD	0	0	0	0	18	733	0	0	4	76	0	0	7	132	24	443	2	38	55	1,422
DETROIT CITY HEALTH DEPARTMENT - TEEN STOP II	43	494	59	962	629	13,379	0	0	274	3,059	0	0	74	1,026	69	1,315	82	2,032	1,230	22,267
NORTHWEST MICHIGAN COMMUNITY HEALTH AGENCY	0	0	1	21	4	135	0	0	0	0	0	0	45	820	2	28	0	0	52	1,004
INGHAM COUNTY HEALTH DEPARTMENT - WILLOW	0	0	0	0	1,909	14,662	0	0	0	0	0	0	0	0	0	0	0	0	1,909	14,662
JACKSON PUBLIC SCHOOLS	3	50	4	70	2	40	0	0	0	0	0	0	6	200	1	470	1	35	17	865
MARQUETTE COUNTY HEALTH DEPARTMENT	12	30	22	965	34	857	4	312	15	496	21	294	43	3,926	50	650	27	343	228	7,873
MUSKEGON COUNTY HEALTH DEPARTMENT	0	0	14	303	32	733	0	0	2	54	0	0	26	360	11	267	0	0	85	1,717
SANILAC COUNTY HEALTH DEPARTMENT	0	0	71	1,698	23	693	0	0	242	7,122	0	0	40	1,265	244	6,296	0	0	620	17,074
TOTAL SESSIONS	58		171		2,651		4		537		21		241		401		112		4,196	
PERCENT	1.4%		4.1%		63.2%		0.1%		12.8%		0.5%		5.7%		9.6%		2.7%		100.0%	
TOTAL PARTICIPANTS		574		4,019		31,232		312		10,807		294		7,729		9,469		2,448		66,884
PERCENT		0.9%		6.0%		46.7%		0.5%		16.2%		0.4%		11.6%		14.2%		3.7%		100.0%

NOTE: SEE ATTACHMENT "B" FOR DEFINITIONS OF EDUCATIONAL PRESENTATION CATEGORIES

MICHIGAN DEPARTMENT OF COMMUNITY HEALTH
 BUREAU OF CHILDREN & FAMILY PROGRAMS - ADOLESCENT HEALTH
 ALTERNATIVE MODEL DATA
 SERVICES AND REFERRALS
 JANUARY 1, 2001 - DECEMBER 31, 2001

TABLE 5
02/27/2002

ALTERNATIVE MODELS	CHRONIC DIS. MANAGEMENT		FAMILY PLANNING		HEALTH PROMO. & RISK REDUCT.		IMMUNIZATIONS		MENTAL HEALTH SERV & COUNSEL		PRENATAL & POSTPARTUM CARE		STD DIAGNOSIS & TREATMENT		SUB.ABUSE DIAG. & TREATMENT		GENERAL MEDICAL		TOTALS	
	Services	Referrals	Services	Referrals	Services	Referrals	Services	Referrals	Services	Referrals	Services	Referrals	Services	Referrals	Services	Referrals	Services	Referrals	Services	Referrals
ARAB-AMERICAN CHALDEAN COUNCIL	0	6	0	0	1056	74	0	19	0	0	0	0	0	2	0	0	0	0	1,056	101
BRANCH-HILLSDALE-ST.JOE DHD	0	0	0	0	567	15	32	30	0	0	0	0	0	0	0	0	34	15	633	60
DETROIT CITY HD (TEEN STOP II)	21	30	55	75	171	9	0	14	135	52	2	14	1	10	1	5	92	48	478	257
JACKSON PUBLIC SCHOOLS	500	419	0	20	180	40	100	0	0	25	0	5	0	25	0	10	525	125	1,305	669
MARQUETTE COUNTY HEALTH DEPARTMENT	0	10	0	40	0	119	0	54	0	29	0	32	0	8	0	19	0	80	0	391
MUSKEGON COUNTY HEALTH DEPARTMENT	0	0	0	0	3382	54	1,657	0	0	0	0	0	0	0	0	0	0	0	5,039	54
NORTHWEST MICHIGAN COMMUNITY HEALTH	0	0	0	7	5	22	0	0	0	3	0	0	0	0	0	0	0	12	5	44
SANILAC COUNTY HEALTH DEPARTMENT	0	0	1698	7	693	3	0	0	7092	22	0	0	1319	6	9032	13	0	2	19,834	53
TOTAL SERVICES	521		1753		4,998		1,789		7227		2		1320		9033		651		27,294	
PERCENT	1.9%		6.4%		18.3%		6.6%		26.5%		0.0%		4.8%		33.1%		2.4%		100.0%	
TOTAL REFERRALS		459		149		262		98		131		51		49		47		282		1,528
PERCENT		30.0%		9.8%		17.1%		6.4%		8.6%		3.3%		3.2%		3.1%		18.5%		100.0%

Note: See Attachment "A" For Definitions of Service and Referral Categories.

MICHIGAN DEPARTMENT OF COMMUNITY HEALTH
 BUREAU OF CHILDREN & FAMILY PROGRAMS - ADOLESCENT HEALTH
 ALTERNATIVE MODEL DATA
 ADOLESCENT HEALTH EDUCATION PRESENTATION SESSIONS AND PARTICIPANTS
 JANUARY 1, 2001 - DECEMBER 31, 2001

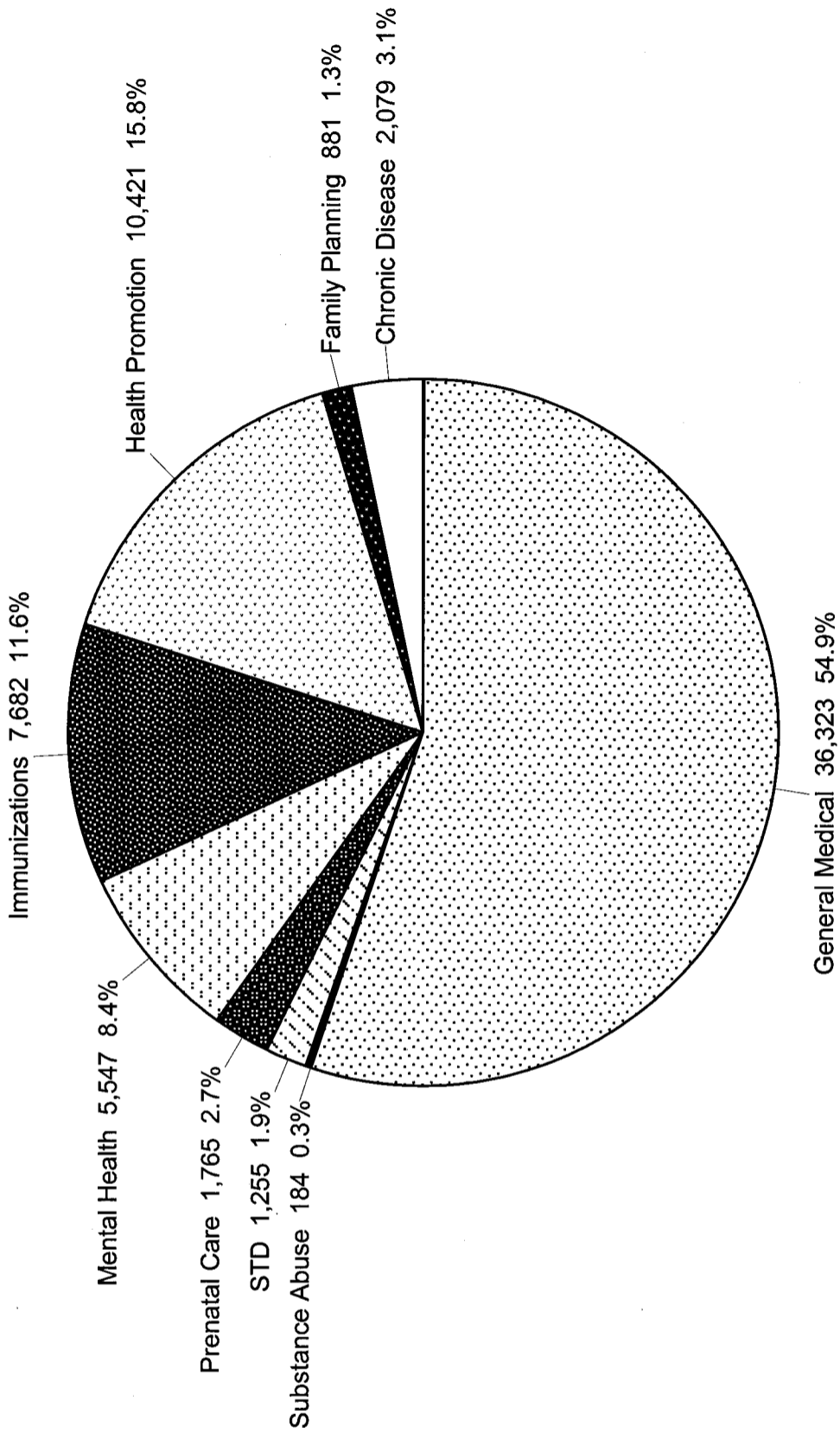
TABLE 6
02/27/2002

ALTERNATIVE MODELS	CHRONIC DISEASE MANAGEMENT		REPRODUCTIVE HEALTH EDUCATION		HEALTH PROMO. & RISK REDUCT. EDUCATION		IMMUNIZATION EDUCATION		MENTAL HEALTH EDUCATION		PRENATAL AND POSTPARTUM CARE		STD AND HIV PREVENTION EDUCATION		SUBSTANCE ABUSE PREVENTION EDUCATION		GENERAL MEDICAL EDUCATION		TOTALS	
	Sessions	Participants	Sessions	Participants	Sessions	Participants	Sessions	Participants	Sessions	Participants	Sessions	Participants	Sessions	Participants	Sessions	Participants	Sessions	Participants	Sessions	Participants
ARAB-AMERICAN CHALDEAN COUNCIL	0	0	0	0	19	661	0	0	8	15	0	0	1	24	6	128	0	0	34	828
BRANCH-HILLSDALE-ST. JOSEPH DIST. HD	0	0	0	0	18	733	0	0	4	76	0	0	7	132	24	443	2	38	55	1,422
DETROIT CITY HEALTH DEPARTMENT - TEEN STOP II	43	494	59	962	629	13,379	0	0	274	3,059	0	0	74	1,026	69	1,315	82	2,032	1,230	22,267
NORTHWEST MICHIGAN COMMUNITY HEALTH AGENCY	0	0	1	21	4	135	0	0	0	0	0	0	45	820	2	28	0	0	52	1,004
INGHAM COUNTY HEALTH DEPARTMENT - WILLOW	0	0	0	0	1,909	14,662	0	0	0	0	0	0	0	0	0	0	0	0	1,909	14,662
JACKSON PUBLIC SCHOOLS	3	50	4	70	2	40	0	0	0	0	0	0	6	200	1	470	1	35	17	865
MARQUETTE COUNTY HEALTH DEPARTMENT	12	30	22	965	34	857	4	312	15	496	21	294	43	3,926	50	650	27	343	228	7,873
MUSKEGON COUNTY HEALTH DEPARTMENT	0	0	14	303	32	733	0	0	2	54	0	0	26	360	11	267	0	0	85	1,717
SANILAC COUNTY HEALTH DEPARTMENT	0	0	71	1,698	23	693	0	0	242	7,122	0	0	40	1,265	244	6,296	0	0	620	17,074
TOTAL SESSIONS	58		171		2,651		4		537		21		241		401		112		4,196	
PERCENT	1.4%		4.1%		63.2%		0.1%		12.8%		0.5%		5.7%		9.6%		2.7%		100.0%	
TOTAL PARTICIPANTS		574		4,019		31,232		312		10,807		294		7,729		9,469		2,448		66,884
PERCENT		0.9%		6.0%		46.7%		0.5%		16.2%		0.4%		11.6%		14.2%		3.7%		100.0%

NOTE: SEE ATTACHMENT "B" FOR DEFINITIONS OF EDUCATIONAL PRESENTATION CATEGORIES

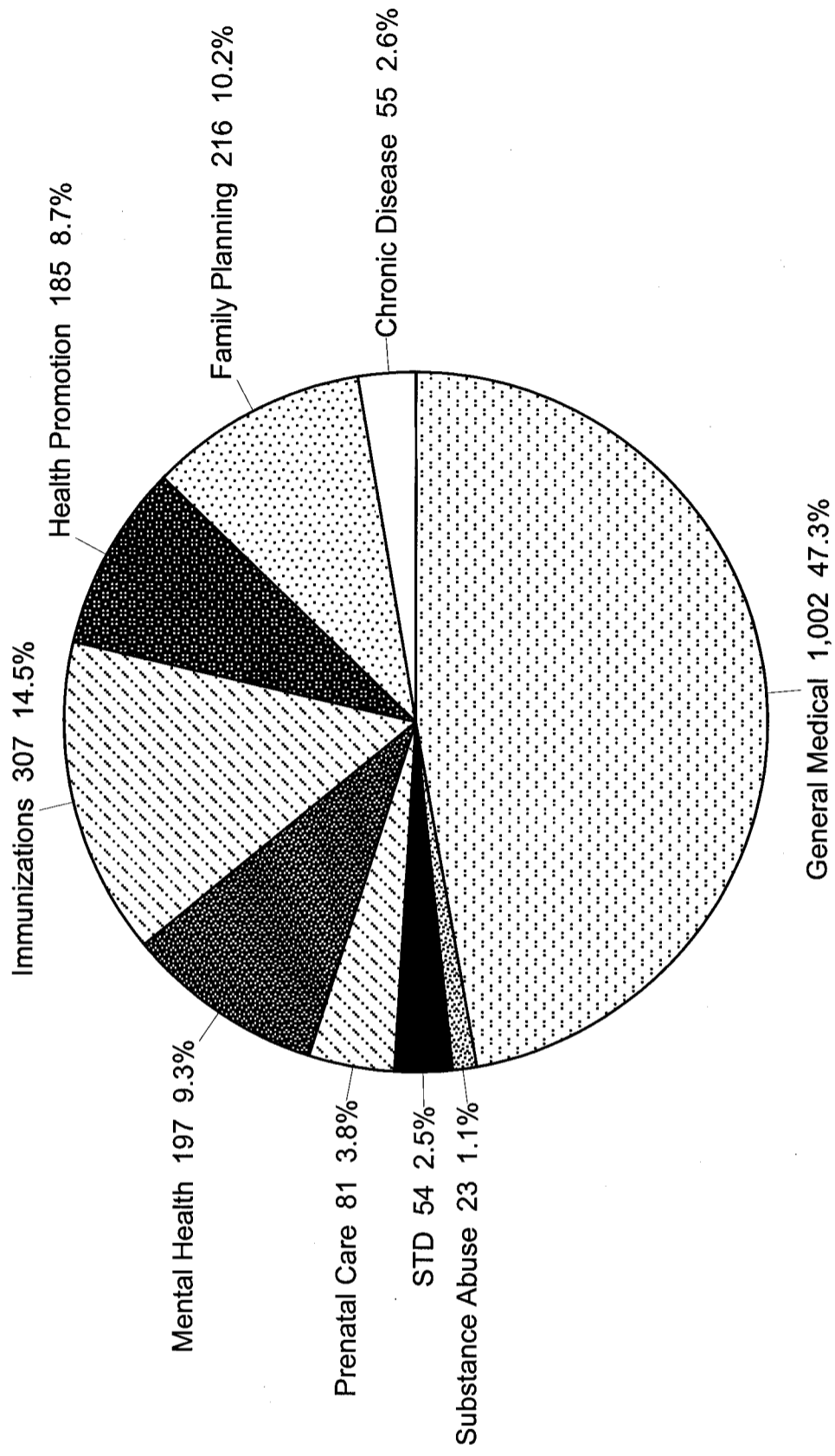
Teen Health Center Services

January 1, 2001 through December 31, 2001



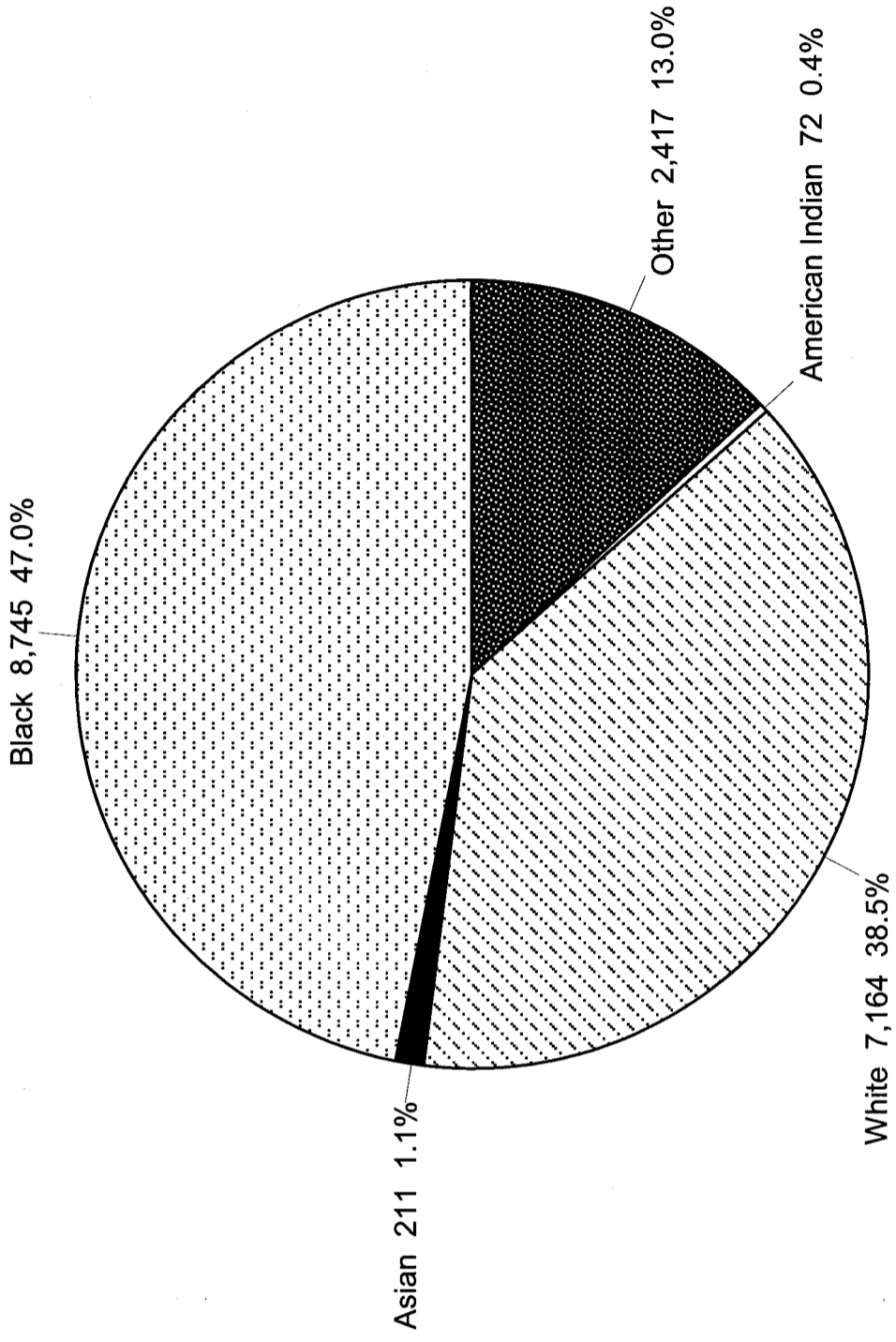
Teen Health Center Referrals

January 1, 2001 through December 31, 2001



Teen Health Center Racial Characteristics

Adolescents Served, January through December, 2001



**MICHIGAN DEPARTMENT OF COMMUNITY HEALTH
BUREAU OF CHILDREN AND FAMILY PROGRAMS
DIVISION OF FAMILY AND COMMUNITY HEALTH
Adolescent Health Services
Definitions of Service and Referral Categories**

The following definitions of the service/referral categories are meant to be all encompassing and mutually exclusive and should apply to all services provided or referrals made. Individual or small group education may include groups of up to ten persons for specific education, treatment, or therapy. Small groups are recorded here only when persons have been diagnosed, referred for follow-up, and are being individually charted and reported for this service.

- (a) Chronic Disease Management is the prevention, diagnosis, treatment, and maintenance of chronic conditions such as hypertension, diabetes, sickle cell anemia, scoliosis, asthma, cystic fibrosis, irreversible heart murmur, allergies, and irreversible skin anomalies. (Diet instruction related to and part of treatment for chronic conditions/diseases should be included here.)
- (b) Family Planning* are those medical, nursing, social, and educational activities which enable individuals to exercise informed choice in fulfilling their personal childbearing objectives.
- (c) Health Promotion and Risk Reduction are activities undertaken for the purpose of reducing risks including health risk appraisals, behavior modification, and education programs for smoking cessation, proper exercise, stress management, and accident prevention. (Healthful diet instruction for risk reduction purposes should be included here, including weight management and weight loss if not related to a chronic or acute condition.)
- (d) Immunization services entails the assessment and provision of appropriate vaccines for age.
- (e) Mental Health Services and Counseling encompasses services designed to facilitate the best possible psychological and emotional well-being of adolescents.
- (f) Prenatal and Postpartum Care includes those medical, nursing, social, and education services provided to pregnant and postpartum adolescents, including prepared childbirth/expectant parent classes and diet instruction.
- (g) STD Diagnosis and Treatment encompasses those medical, nursing, social, and educational services for adolescents tested for, having or suspected of having a sexually transmitted disease.
- (h) Substance Abuse Diagnosis and Treatment includes diagnosis, counseling, detoxification, custodial care, supportive and ancillary services for rehabilitation and follow-up counseling after discharge from a program.
- (i) General Medical encompasses those services provided which do not fall into the other nine categories such as diagnosis and treatment of minor, acute illness and injuries, comprehensive physical examinations, EPSDT, gynecological examinations, and well-child services.

**State law prohibits prescribing, dispensing or distributing contraceptives on school property. If a family planning service is reported by a school-based teen health center, it refers to either an examination or follow-up visit.*

DEFINITIONS OF EDUCATIONAL PRESENTATION CATEGORIES

The following definitions have been used to describe all large group/class educational sessions provided.

- (a) Chronic Disease Education includes information regarding prevention, symptom recognition, and management of chronic conditions such as hypertension, diabetes, sickle cell anemia, scoliosis, asthma, cystic fibrosis, irreversible heart murmur, allergies, and irreversible skin anomalies.
- (b) Family Planning/Reproductive Health Education includes information regarding sexuality development and family planning which enables individuals to exercise choice in fulfilling personal childbearing objectives.*
- (c) Health Promotion and Risk Reduction Education includes information on reducing risks of health problems and developing healthy behaviors which limit the incidence of disease and injuries. It may also include information on adolescent health resources and utilization of health systems.
- (d) Immunization Education includes information on the importance of receiving primary immunization and maintaining a positive immunization status.
- (e) Mental Health Education includes topics designed to facilitate the best possible psychological and emotional well-being of adolescents. Examples include general information on development of positive self-esteem, stress/anger management, suicide prevention, family and peer interactions.
- (f) Prenatal and Postpartum Care Education includes information provided to pregnant and postpartum adolescents.
- (g) STD and HIV Prevention Education includes information regarding the prevention and management of sexually transmitted diseases, including HIV and AIDS.
- (h) Substance Abuse Prevention Education includes information about drug abuse prevention, treatment, and counseling.
- (i) General Medical Education includes information regarding a variety of diseases and injuries which do not logically fall into other listed categories.

* Sessions provided in schools require compliance with the School Code Sections 1506 and 1507.

**MICHIGAN DEPARTMENT OF COMMUNITY HEALTH
BUREAU OF CHILDREN AND FAMILY PROGRAMS
DIVISION OF FAMILY AND COMMUNITY HEALTH - ADOLESCENT HEALTH SERVICES
JANUARY 1, 2001-DECEMBER 31, 2001
ADOLESCENT HEALTH CENTER SUPPLEMENTAL FUNDING SOURCES***

Arab Community Center for Economic and Social Services (ACCESS)

Non-Profit Community Agencies
Fund Raising
Program Service Fees

Baldwin Family Health Center, Inc.

Non-Profit Community Agencies
Program Service Fees

Berrien County Health Department

Program Fees
Medicaid Billing
County
School District - In-Kind
MDCH - Maternal and Child Health

Calhoun County Health Department

County
Battle Creek Health System
Battle Creek Public Schools

The Corner Health Center

County
Local Governments
Foundations
Non-Profit Community Agencies
Churches/Synagogues

Fund Raising
United Way
Program Service Fees
Civic Clubs
Corporations
Individuals
MI Council for Arts and Cultural Affairs
Sales of Baby Development Booklets
Bank Interest

City of Detroit Health Dept. (2 centers)

Local County Government
Hospital
Foundations
School District - In-Kind
Non-Profit Community Agencies
Program Service Fees
Fund Raising
Private Industry

Ingham County Health Department

School District
Local Government
Other State Grants
Individual Donations
Child's Trust Fund
Civic Groups
Lansing Area Junior League
Foundations
Local Businesses

Macomb County Health Department

County
School District
Hospital
Non-Profit Community Agencies
Private Foundations

Mott Children's Health Center

Non-Profit Community Agencies
School District
Foundations
Private Industry (Hospitals)

North Oakland Medical Center

Michigan AIDS Fund
Non-Profit Community Agencies
School District (In-Kind)
United Way of Oakland County
Supplemental Funding Sources

Oakwood Health Care System (3 centers)

Local Government
Churches
Civic Clubs
Foundations
Non-Profit Community Agencies
Hospital
Fund Raising
School District

Drug-Free Schools and Communities Act
Private Industry
Individual Contributions
MDCH -HIV/AIDS Prevention &
Intervention Section
MDCH - Center for Substance Abuse Svcs.

**St. John Community Health Investment
Corporation**

Fund Raising
Hospital
Non-Profit Community Agencies

St. Clair County Health Department

School District (In-Kind)
Non-Profit Community Agencies
St. Clair County Health Department

**All adolescent health centers receive grants from the Michigan Department of Community Health and generate funds from third party payers and patient fees as applicable.*

ALTERNATIVE HEALTH MODEL PROJECTS SUPPLEMENTAL FUNDING SOURCES*

Arab-American and Chaldean Council

Non-Profit Community Agencies
Fund Raising

Branch-Hillsdale-St. Joseph Community Health Agency

School District
Local County Appropriations

City of Detroit Health Department - Teen Stop II

City of Detroit Local Government Funding
Detroit Health Department 20% Match
School Districts

Ingham County Health Department

County
Local Government
Churches
Program and Service Fees
Civic Clubs
School Districts

Jackson Public Schools

Non-Profit Community Agencies
School District

Marquette County Health Department

Non-Profit Community Agencies
School districts
Media
Local Appropriations
Local Hospitals

Muskegon County Health Department

School District

Northwest MI Community Health Agency

School Districts
Local Government Appropriation

Sanilac County Health Department

Non-Profit Community Agencies
County Government

**All Alternative Model projects receive funds from MDCH and generate funds from third party payers and patient fees as applicable.*