

# Michigan Medicaid

## Mental Health and Substance Abuse Capitation Summary

October 2003

V2

Summary of the Michigan Medicaid capitation data. Including breakdown of covered lives and revenue by agency providing services and by county.

***The first section of this report is based on the initial values for the month shown above. Subsequent month's data will include counts retroactively associated with this month, but these reports are a summary of the initial values and are not updated as additional data becomes available.(See the Trends section for year-to-date patterns including all reported data available as of the month shown above.)***

***Retroactively eligible clients are paid for through an adjustment in the capitation rate paid for current eligibles. Therefore, while additional enrollees are expected for this month, the revenue figures will not change.***

***This data does not include any gross adjustments made to the revenue stream. Only revenues paid out through the captiation system are shown.***

**Michigan Medicaid Monthly Capitation Summary - Table of Contents**

| Section   | Worksheet          | Page |
|---|--------------------|------|
| <b>SUMMARY</b>  |                    | 3    |
| Summary Charts  |                    | 4    |
| Enrollment Age Profile Chart                                |                    | 5    |
| <b>Mental Health Capitation</b>                             |                    |      |
| by PHP  | MH by PHP          | 6    |
| by County   | MH by County       | 7    |
| <b>Spend Down Capitation</b>                                |                    |      |
| by PHP  | MH by PHP          | 10   |
| by County   | MH by County       | 11   |
| <b>Substance Abuse Capitation</b>                           |                    |      |
| by PHP  | SA by PHP          | 14   |
| by County   | SA by County       | 15   |
| <b>POPULATION</b>   |                    |      |
| <b>Disabled/Aged/Blind - Population by Age Group</b>        |                    |      |
| by PHP  | DAB Pop by PHP     | 18   |
| by County   | DAB Pop by County  | 19   |
| <b>TANF - Population by Age Group</b>                       |                    |      |
| by PHP  | TANF Pop by PHP    | 22   |
| by County   | TANF Pop by County | 23   |
| <b>Developmental Disabilities - Population by Age Group</b> |                    |      |
| by PHP  | DD Pop by PHP      | 26   |
| by County   | DD Pop by County   | 27   |
| <b>Spend Down - Population by Age Group</b>                 |                    |      |
| by PHP  | SD Pop by PHP      | 30   |
| by County   | SD Pop by County   | 31   |
| <b>Substance Abuse - Population by Age Group</b>            |                    |      |
| by PHP  | SA Pop by PHP      | 34   |
| by County   | SA Pop by County   | 35   |
| <b>REVENUE</b>  |                    |      |
| <b>Disabled/Aged/Blind - Revenue by Age Group</b>           |                    |      |
| by PHP  | DAB Rev by PHP     | 38   |
| by County   | DAB Rev by County  | 39   |
| <b>TANF - Revenue by Age Group</b>                          |                    |      |
| by PHP  | TANF Rev by PHP    | 41   |
| by County   | TANF Rev by County | 42   |

| Section  | Worksheet                 | Page |
|--|---------------------------|------|
| <b>REVENUE (cont)</b>                                    |                           |      |
| <b>Developmental Disabilities - Revenue by Age Group</b> |                           |      |
| by PHP   | DD Rev by PHP             | 45   |
| by County  | DD Rev by County          | 46   |
| <b>Substance Abuse - Revenue by Age Group</b>            |                           |      |
| by PHP   | SA Rev by PHP             | 50   |
| by County  | SA Rev by County          | 51   |
| by PHP by Program Group                                  | SA Rev by PHP by Group    | 54   |
| by County by Program Group                               | SA Rev by County by Group | 55   |
| <b>AFFILIATIONS</b>                                      |                           | 58   |
| <b>REFERENCE</b>   |                           |      |
| Capitation Base Rates                                    |                           | 61   |
| Intensity Factors  |                           |      |
| Mental Health  |                           | 62   |
| Developmental Disabilities                               |                           | 68   |
| Substance Abuse  |                           | 71   |
| <b>TRENDS</b>  |                           |      |
| Summary  |                           |      |
| Populaiton and Revenue Data                              |                           | 77   |
| Populaiton and Revenue Charts                            |                           | 78   |
| Program Code   |                           |      |
| Population Data  | by Program Code           | 79   |
| Revenue Data   | by Program Code           | 82   |
| Trend Charts   | by Program Code           | 85   |
| Age Group  |                           |      |
| Population and Revenue Data                              | by Age Group              | 91   |
| Population and Revenue Charts                            | by Age Group              | 94   |
| Gender   |                           |      |
| MA Trends - Population Charts                            | by Gender                 | 96   |
| MA Trends - Population by Age Group Data                 | by Age Group by Gender    | 99   |
| MA Trends - Population by Age Group Charts               | by Age Group by Gender    | 100  |
| MA Trends - Revenue by Age Group by Gender Data          | by Age Group by Gender    | 103  |
| MA Trends - Revenue by Age Group by Gender Charts        | by Age Group by Gender    | 106  |

Medicaid Capitation Summary

3-Dec-2003 00:47

2003-10

| Funding Group |                                  | Total Capitation  | 0 - 17          | 18 - 25         | 26 - 39          | 40 - 49          | 50 - 64          | 65+             | Check Values |
|---------------|----------------------------------|-------------------|-----------------|-----------------|------------------|------------------|------------------|-----------------|--------------|
| 1             | DAB Capitation                   | \$ 29,305,323.14  | \$ 2,872,742.53 | \$ 2,464,599.18 | \$ 8,052,621.74  | \$ 8,274,221.90  | \$ 5,976,636.34  | \$ 1,664,501.45 | -            |
| 2             | TANF Capitation                  | \$ 5,494,041.01   | \$ 3,578,497.14 | \$ 539,256.56   | \$ 1,001,628.47  | \$ 323,231.78    | \$ 51,300.81     | \$ 126.25       | -            |
| 3             | Combined DAB and TANF Capitation | \$ 34,799,364.15  | \$ 6,451,239.67 | \$ 3,003,855.74 | \$ 9,054,250.21  | \$ 8,597,453.68  | \$ 6,027,937.15  | \$ 1,664,627.70 |              |
|               | DD Capitation                    | \$ 79,130,704.99  | \$ 827,642.76   | \$ 4,038,005.58 | \$ 23,389,690.72 | \$ 27,245,871.44 | \$ 18,199,813.42 | \$ 5,429,681.07 | -            |
| 4             | Total MH Capitation              | \$ 113,930,069.14 | \$ 7,278,882.43 | \$ 7,041,861.32 | \$ 32,443,940.93 | \$ 35,843,325.12 | \$ 24,227,750.57 | \$ 7,094,308.77 |              |
| 5             | SA Capitation                    | \$ 2,371,184.25   | \$ 107,363.78   | \$ 153,386.09   | \$ 919,175.42    | \$ 911,777.61    | \$ 266,782.84    | \$ 12,698.51    | -            |
| 6             | Total MA Capitation              | \$ 116,301,253.39 | \$ 7,386,246.21 | \$ 7,195,247.41 | \$ 33,363,116.35 | \$ 36,755,102.73 | \$ 24,494,533.41 | \$ 7,107,007.28 | -            |

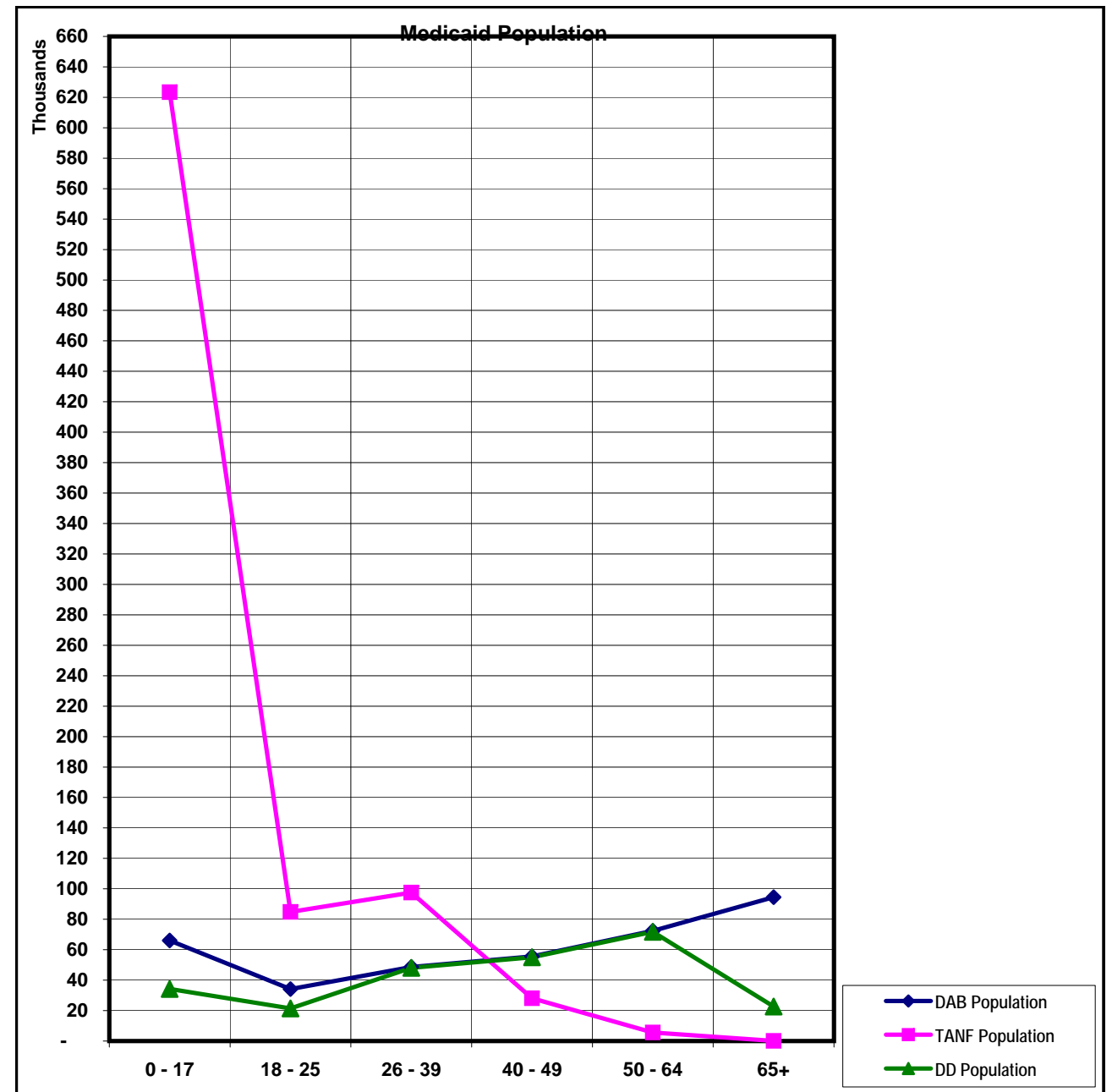
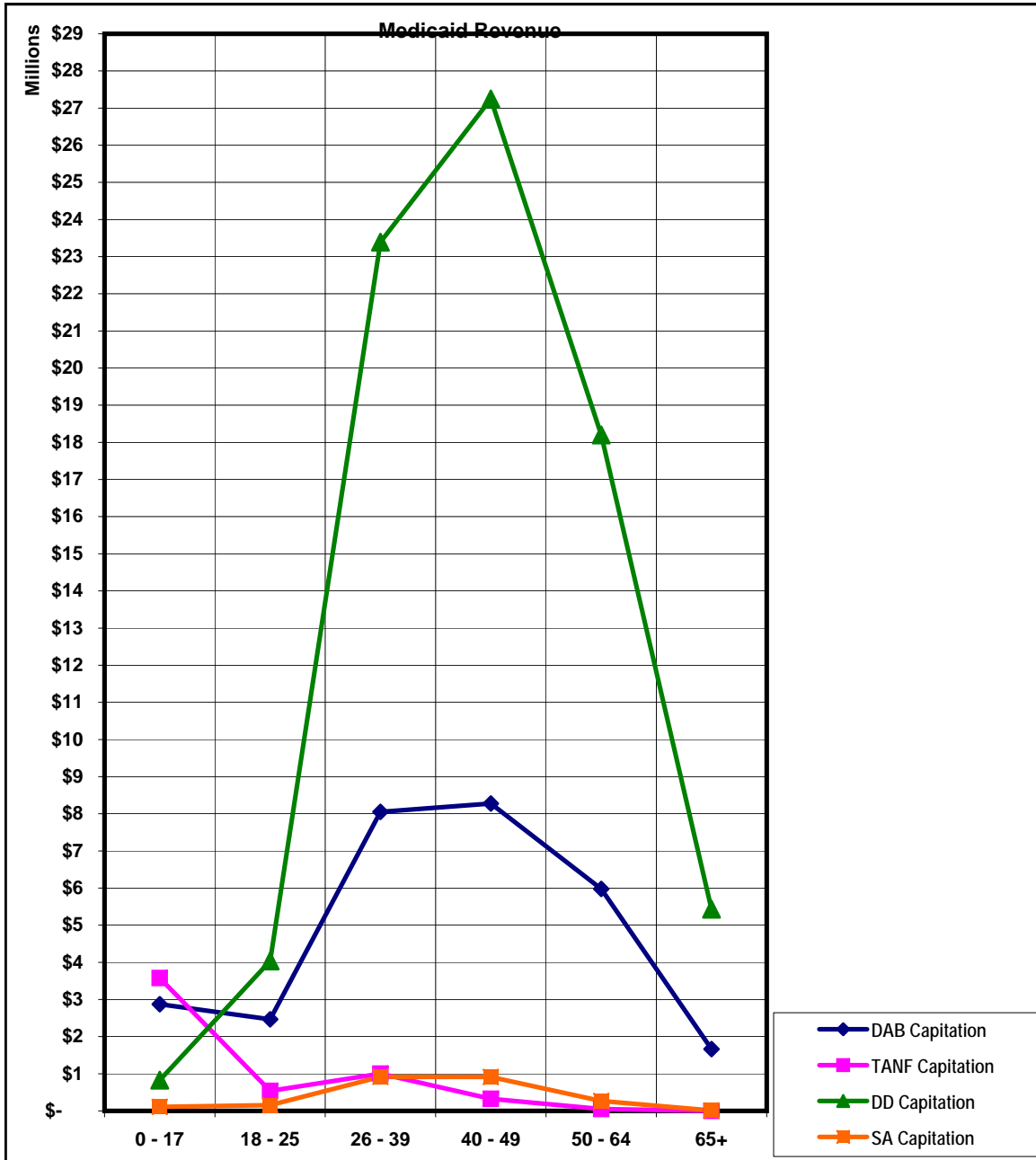
  

| Funding Group |                                  | Total Population | 0 - 17  | 18 - 25 | 26 - 39 | 40 - 49 | 50 - 64 | 65+    | Check Values |
|---------------|----------------------------------|------------------|---------|---------|---------|---------|---------|--------|--------------|
| 1             | DAB Population                   | 371,187          | 66,036  | 34,156  | 48,602  | 55,534  | 72,352  | 94,507 | -            |
| 2             | TANF Population                  | 839,500          | 623,411 | 84,792  | 97,520  | 28,106  | 5,594   | 77     | -            |
| 3             | Combined DAB and TANF Population | 1,210,687        | 689,447 | 118,948 | 146,122 | 83,640  | 77,946  | 94,584 |              |
| 4             | DD Population                    | 253,106          | 34,187  | 21,432  | 48,087  | 55,000  | 71,749  | 22,651 | -            |
| 6             | Total Current MA Population*     | 1,210,687        | 689,447 | 118,948 | 146,122 | 83,640  | 77,946  | 94,584 |              |

\* Population figures do not include Retroactive Eligibles

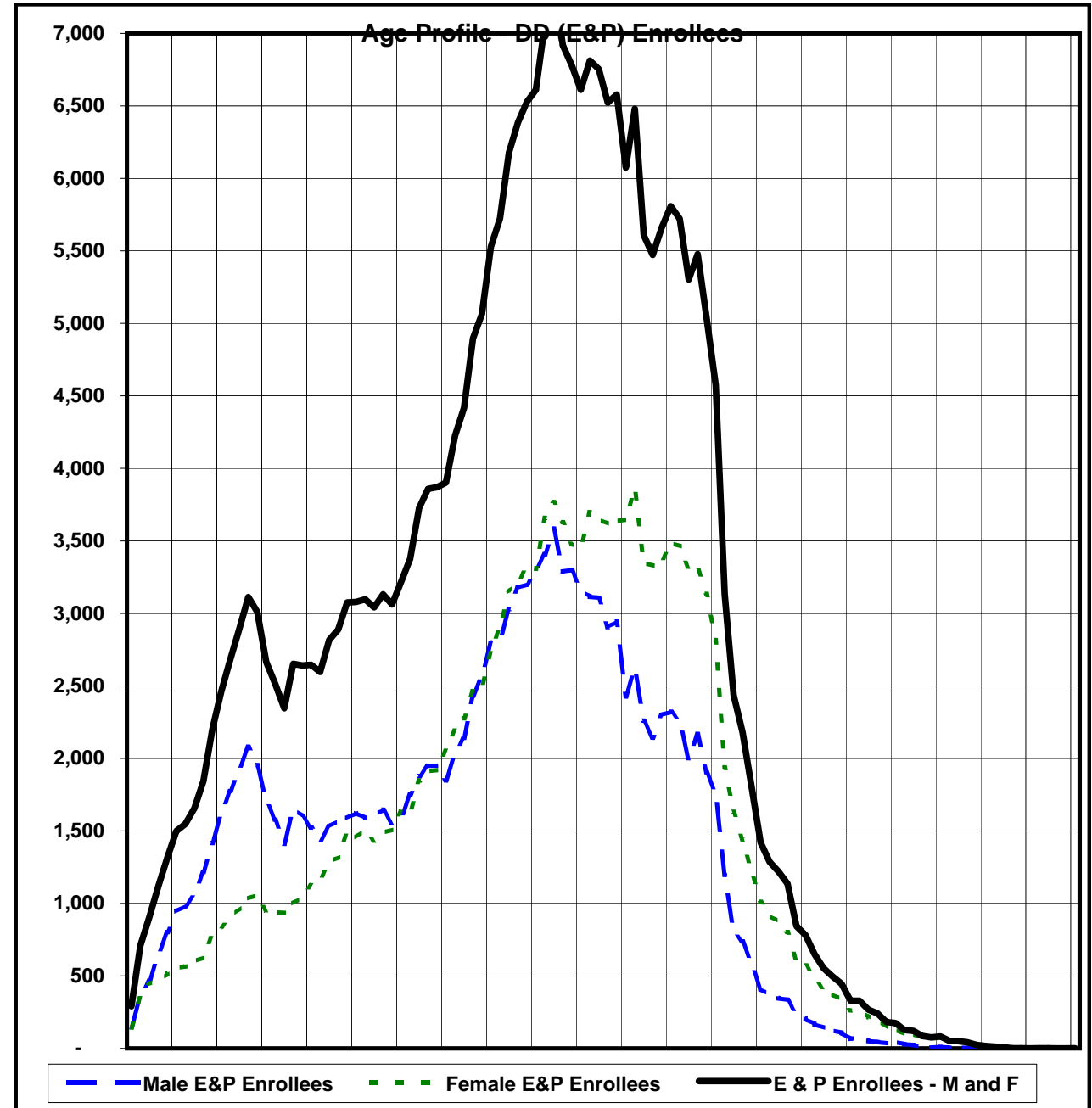
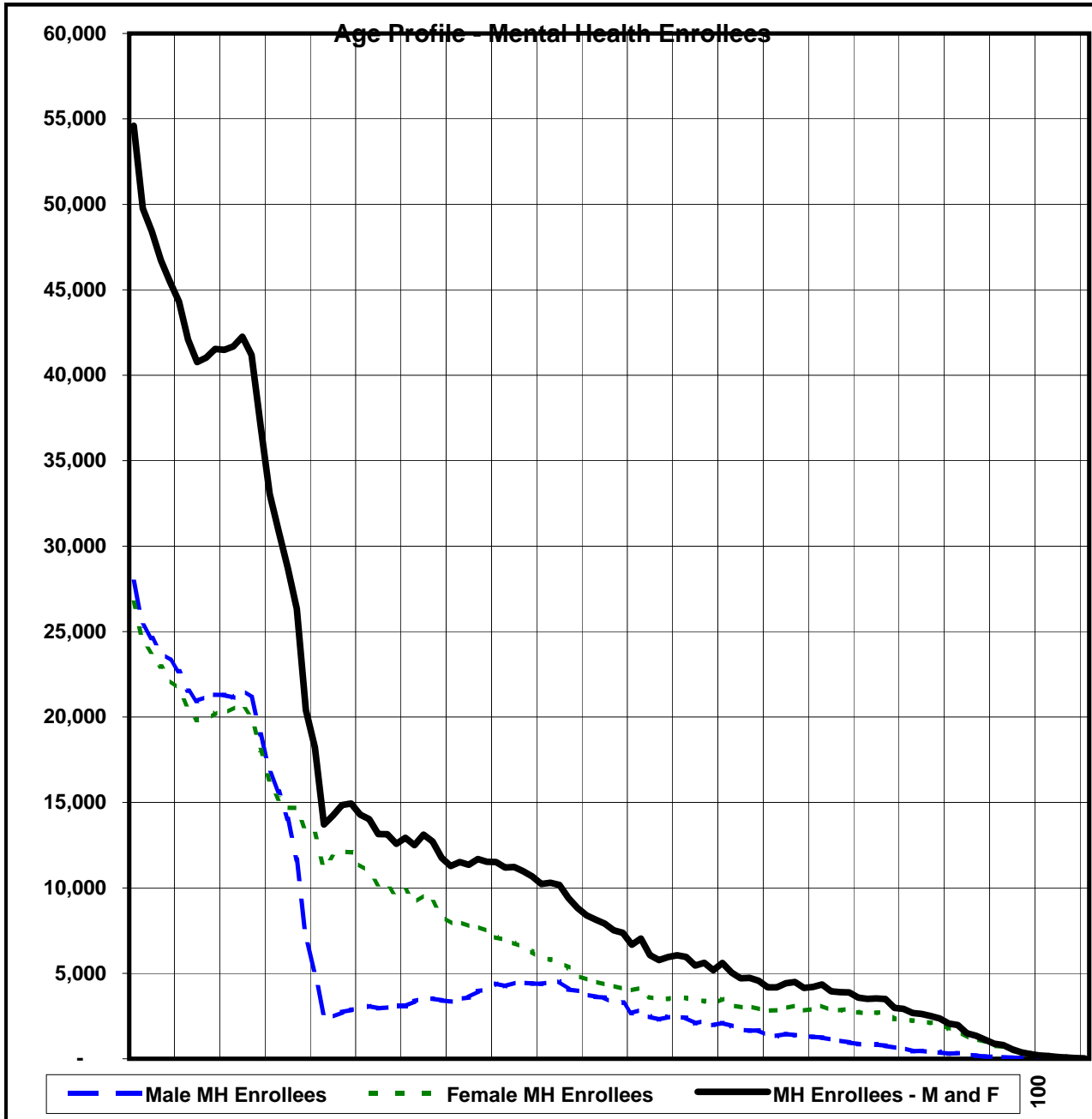
2003-10

Note: The Y axis scales are not the same for the charts.



2003-10

Note: The Y axis scales are not the same for the two subpopulations.



MA Capitation by PHP

3-Dec-2003 00:47

2003-10

MA Capitation DMB Report: 55a2 - qSummary recordcode02 by PHP - MH

| Provider ID | Agent ID | Affiliation Name                        | Eligible Population |                |              |                 | Mental Health Capitation |                   |                    |                 | DD Cap           |
|-------------|----------|---|---------------------|----------------|--------------|-----------------|--------------------------|-------------------|--------------------|-----------------|------------------|
|             |          |   | DAB Eligibles       | TANF Eligibles | DD Eligibles | Total Eligibles | SubTotal DAB Cap         | SubTotal TANF Cap | SubTotal MH/DD Cap | SubTotal MHCap  | SubTotal DDCap   |
| 1705322     | 00ge     | Bay-Arenac Behavioral Health            | 4,210               | 31,370         | 8,831        | 44,411          | \$ 115,950               | \$ 218,731        | \$ 819,746         | \$1,154,426.93  | \$3,222,765.36   |
| 4344340     | 00gg     | CMH for Central Michigan                | 3,029               | 22,914         | 6,918        | 32,861          | \$ 77,347                | \$ 131,845        | \$ 555,152         | \$764,343.95    | \$3,383,365.70   |
| 1712452     | 00ha     | CMH Services of Muskegon County         | 4,217               | 31,911         | 8,723        | 44,851          | \$ 128,138               | \$ 227,966        | \$ 816,526         | \$1,172,629.87  | \$2,944,716.26   |
| 1708001     | 00bj     | CMHA of Clinton-Eaton-Ingham Counties   | 7,298               | 48,438         | 13,708       | 69,444          | \$ 216,600               | \$ 303,687        | \$ 1,225,764       | \$1,746,051.26  | \$4,409,185.19   |
| 3119549     | 00gj     | Detroit Wayne County CMH Agency         | 32,122              | 259,198        | 84,552       | 375,872         | \$ 1,166,486             | \$ 1,608,863      | \$ 9,266,286       | \$12,041,635.57 | \$15,691,664.14  |
| 1705233     | 0028     | Genesee County CMH Services             | 5,033               | 52,773         | 15,077       | 72,883          | \$ 122,032               | \$ 132,524        | \$ 1,002,429       | \$1,256,984.89  | \$4,174,439.20   |
| 3402136     | 00gr     | Kalamazoo CMH Services                  | 5,369               | 37,365         | 10,221       | 52,955          | \$ 191,426               | \$ 262,007        | \$ 1,134,001       | \$1,587,434.22  | \$3,851,608.82   |
| 1705430     | 00gs     | Kent County CMHA                        | 6,434               | 49,588         | 13,720       | 69,742          | \$ 222,375               | \$ 292,224        | \$ 1,395,804       | \$1,910,403.35  | \$3,393,937.24   |
| 1712229     | 00gv     | Lifeways                                | 2,414               | 17,240         | 5,190        | 24,844          | \$ 77,319                | \$ 119,152        | \$ 517,214         | \$713,685.67    | \$1,323,998.99   |
| 3396315     | 00gx     | Macomb County CMH Services              | 7,212               | 39,614         | 11,481       | 58,307          | \$ 198,616               | \$ 262,464        | \$ 1,128,793       | \$1,589,873.46  | \$6,180,809.73   |
| 4476125     | 00hf     | North Country CMH                       | 4,137               | 25,391         | 7,199        | 36,727          | \$ 106,250               | \$ 177,277        | \$ 620,605         | \$904,131.96    | \$3,012,563.90   |
| 1707158     | 00hc     | Northern Lakes CMHA                     | 3,491               | 24,179         | 6,511        | 34,181          | \$ 123,074               | \$ 171,726        | \$ 717,285         | \$1,012,085.34  | \$1,880,676.49   |
| 1705289     | 0058     | Oakland County CMH Authority            | 10,201              | 46,531         | 15,701       | 72,433          | \$ 278,689               | \$ 237,257        | \$ 1,577,141       | \$2,093,087.05  | \$9,647,481.96   |
| 1724945     | 00hj     | Pathways CMH                            | 5,627               | 25,500         | 7,581        | 38,708          | \$ 229,135               | \$ 280,547        | \$ 1,118,337       | \$1,628,019.36  | \$3,607,475.29   |
| 1712541     | 00hq     | Saginaw County CMH Authority            | 2,649               | 23,899         | 8,015        | 34,563          | \$ 66,157                | \$ 97,330         | \$ 610,417         | \$773,904.17    | \$1,461,378.87   |
| 1708164     | 00ho     | St. Clair County CMH Services           | 3,011               | 22,739         | 5,437        | 31,187          | \$ 93,747                | \$ 286,219        | \$ 546,565         | \$926,530.57    | \$3,506,209.46   |
| 2920843     | 00hr     | Summit Pointe                           | 6,677               | 47,571         | 14,306       | 68,554          | \$ 185,472               | \$ 333,049        | \$ 1,242,959       | \$1,761,479.65  | \$3,063,751.41   |
| 1707176     | 00hu     | Washtenaw Community Health Organization | 4,950               | 33,279         | 9,935        | 48,164          | \$ 193,832               | \$ 351,171        | \$ 1,217,654       | \$1,762,656.88  | \$4,374,676.98   |
|             |          |   |                     |                |              |                 |                          |                   |                    |                 |                  |
|             |          |   |                     |                |              |                 |                          |                   |                    |                 |                  |
|             |          | State Subtotals                         | 118,081             | 839,500        | 253,106      | 1,210,687       | \$ 3,792,645             | \$ 5,494,041      | \$ 25,512,678      | \$34,799,364.15 | \$79,130,704.99  |
|             |          |   |                     | 957,581        | 371,187      | -               |                          |                   | 29,305,323         | State Total     | \$113,930,069.14 |
|             |          |   |                     |                |              |                 |                          |                   |                    | \$              | -                |

MA Capitation by PHP by County

3-Dec-2003 00:47

2003-10

MA Capitation DMB Report: 55b2 - qSummary recordcode02 by PHP by County - MH

| Provider ID | Agent ID | Provider Name | Co ID                                | County Name | Eligible Population |                |              |                 | Mental Health Capitation |                   |                    |                | DD Cap         |                |
|-------------|----------|---------------|--------------------------------------|-------------|---------------------|----------------|--------------|-----------------|--------------------------|-------------------|--------------------|----------------|----------------|----------------|
|             |          |               |                                      |             | MH Eligibles        | TANF Eligibles | DD Eligibles | Total Eligibles | SubTotal DAB Cap         | SubTotal TANF Cap | SubTotal MH/DD Cap | SubTotal MHCap | SubTotal DDCap |                |
| 1           | 4476125  | 00HF          | North Country CMH                    | 01          | Alcona              | 159            | 927          | 318             | 1,404                    | \$3,055.24        | \$6,050.31         | \$21,539.96    | \$30,645.51    | \$169,412.88   |
| 2           | 1724945  | 00HJ          | Pathways CMH                         | 02          | Alger               | 164            | 612          | 211             | 987                      | \$6,687.83        | \$9,581.52         | \$33,066.65    | \$49,336.00    | \$114,962.03   |
| 3           | 3402136  | 00GR          | Kalamazoo CMH Services               | 03          | Allegan             | 1,114          | 8,234        | 1,794           | 11,142                   | \$33,887.39       | \$75,021.63        | \$184,204.33   | \$293,113.35   | \$831,720.26   |
| 4           | 4476125  | 00HF          | North Country CMH                    | 04          | Alpena              | 444            | 3,024        | 1,053           | 4,521                    | \$9,142.40        | \$19,696.81        | \$81,076.57    | \$109,915.78   | \$616,686.78   |
| 5           | 4476125  | 00HF          | North Country CMH                    | 05          | Antrim              | 299            | 1,861        | 473             | 2,633                    | \$9,228.13        | \$9,720.23         | \$49,586.14    | \$68,534.50    | \$214,442.61   |
| 6           | 1705322  | 00GE          | Bay-Arenac Behavioral Health         | 06          | Arenac              | 291            | 1,843        | 565             | 2,699                    | \$8,059.80        | \$15,303.98        | \$56,676.38    | \$80,040.16    | \$226,924.21   |
| 7           | 1724945  | 00HJ          | Pathways CMH                         | 07          | Baraga              | 176            | 744          | 198             | 1,118                    | \$6,196.02        | \$4,610.42         | \$23,114.36    | \$33,920.80    | \$88,278.42    |
| 8           | 2920843  | 00HR          | Summit Pointe                        | 08          | Barry               | 564            | 3,871        | 835             | 5,270                    | \$10,934.86       | \$17,179.40        | \$50,541.14    | \$78,655.40    | \$136,027.92   |
| 9           | 1705322  | 00GE          | Bay-Arenac Behavioral Health         | 09          | Bay                 | 1,184          | 9,596        | 2,932           | 13,712                   | \$33,910.41       | \$80,413.44        | \$306,722.34   | \$421,046.19   | \$1,202,415.32 |
| 10          | 1708001  | 00BJ          | CMHA of Clinton-Eaton-Ingham Countie | 10          | Benzie              | 222            | 1,138        | 359             | 1,719                    | \$6,893.37        | \$8,694.68         | \$33,235.05    | \$48,823.10    | \$268,202.98   |
| 11          | 2920843  | 00HR          | Summit Pointe                        | 11          | Berrien             | 2,442          | 16,697       | 5,474           | 24,613                   | \$65,101.29       | \$87,767.11        | \$454,118.05   | \$606,986.45   | \$1,335,736.63 |
| 12          | 2920843  | 00HR          | Summit Pointe                        | 12          | Branch              | 600            | 3,857        | 998             | 5,455                    | \$19,124.91       | \$32,297.83        | \$100,791.75   | \$152,214.49   | \$454,886.01   |
| 13          | 2920843  | 00HR          | Summit Pointe                        | 13          | Calhoun             | 1,872          | 13,455       | 4,680           | 20,007                   | \$47,659.00       | \$120,183.03       | \$375,090.45   | \$542,932.48   | \$695,646.56   |
| 14          | 3402136  | 00GR          | Kalamazoo CMH Services               | 14          | Cass                | 780            | 4,745        | 1,244           | 6,769                    | \$17,488.29       | \$19,229.56        | \$83,817.87    | \$120,535.72   | \$393,059.82   |
| 15          | 4476125  | 00HF          | North Country CMH                    | 15          | Charlevoix          | 290            | 1,953        | 425             | 2,668                    | \$8,919.16        | \$10,316.54        | \$42,750.55    | \$61,986.25    | \$185,485.12   |
| 16          | 4476125  | 00HF          | North Country CMH                    | 16          | Cheboygan           | 447            | 2,782        | 671             | 3,900                    | \$14,188.31       | \$15,166.89        | \$68,091.75    | \$97,446.95    | \$297,334.52   |
| 17          | 1724945  | 00HJ          | Pathways CMH                         | 17          | Chippewa            | 521            | 3,481        | 925             | 4,927                    | \$27,705.60       | \$24,609.07        | \$151,807.05   | \$204,121.72   | \$369,057.37   |
| 18          | 4344340  | 00GG          | CMH for Central Michigan             | 18          | Clare               | 421            | 3,887        | 1,325           | 5,633                    | \$10,220.86       | \$22,563.77        | \$108,723.98   | \$141,508.61   | \$667,555.02   |
| 19          | 1708001  | 00BJ          | CMHA of Clinton-Eaton-Ingham Countie | 19          | Clinton             | 409            | 3,020        | 738             | 4,167                    | \$11,808.12       | \$15,106.83        | \$70,448.95    | \$97,363.90    | \$191,156.53   |
| 20          | 1707158  | 00HC          | Northern Lakes CMHA                  | 20          | Crawford            | 201            | 1,446        | 424             | 2,071                    | \$7,881.18        | \$10,602.32        | \$53,258.46    | \$71,741.96    | \$132,370.87   |
| 21          | 1724945  | 00HJ          | Pathways CMH                         | 21          | Delta               | 629            | 3,460        | 971             | 5,060                    | \$29,633.23       | \$53,782.83        | \$157,910.97   | \$241,327.03   | \$521,423.51   |
| 22          | 1724945  | 00HJ          | Pathways CMH                         | 22          | Dickinson           | 473            | 2,071        | 573             | 3,117                    | \$15,864.41       | \$18,518.97        | \$76,531.69    | \$110,915.07   | \$248,296.78   |
| 23          | 1708001  | 00BJ          | CMHA of Clinton-Eaton-Ingham Countie | 23          | Eaton               | 850            | 6,067        | 1,448           | 8,365                    | \$24,523.49       | \$30,514.48        | \$129,990.47   | \$185,028.44   | \$351,896.81   |
| 24          | 4476125  | 00HF          | North Country CMH                    | 24          | Emmet               | 450            | 2,426        | 606             | 3,482                    | \$11,566.12       | \$12,900.66        | \$61,109.72    | \$85,576.50    | \$271,114.36   |
| 25          | 1705233  | 0028          | Genesee County CMH Services          | 25          | Genesee             | 5,033          | 52,773       | 15,077          | 72,883                   | \$122,031.71      | \$132,524.13       | \$1,002,429.05 | \$1,256,984.89 | \$4,174,439.20 |
| 26          | 4344340  | 00GG          | CMH for Central Michigan             | 26          | Gladwin             | 379            | 2,668        | 807             | 3,854                    | \$8,696.61        | \$15,062.40        | \$65,049.60    | \$88,808.61    | \$402,695.17   |
| 27          | 1724945  | 00HJ          | Pathways CMH                         | 27          | Gogebic             | 444            | 1,476        | 482             | 2,402                    | \$15,603.43       | \$26,273.36        | \$67,663.54    | \$109,540.33   | \$262,197.84   |
| 28          | 1707158  | 00HC          | Northern Lakes CMHA                  | 28          | Grand Traverse      | 875            | 5,154        | 1,397           | 7,426                    | \$35,907.52       | \$37,846.19        | \$179,158.84   | \$252,912.55   | \$442,061.95   |
| 29          | 1708001  | 00BJ          | CMHA of Clinton-Eaton-Ingham Countie | 29          | Gratiot             | 605            | 3,468        | 1,026           | 5,099                    | \$14,193.58       | \$34,637.20        | \$89,481.53    | \$138,312.31   | \$501,830.18   |
| 30          | 1712229  | 00GV          | Lifeways                             | 30          | Hillsdale           | 547            | 3,696        | 1,205           | 5,448                    | \$16,736.85       | \$25,626.00        | \$117,939.49   | \$160,302.34   | \$304,325.38   |
| 31          | 1724945  | 00HJ          | Pathways CMH                         | 31          | Houghton            | 660            | 2,991        | 920             | 4,571                    | \$20,362.93       | \$18,633.49        | \$113,205.81   | \$152,202.23   | \$419,550.08   |

MA Capitation by PHP by County

3-Dec-2003 00:47

2003-10

MA Capitation DMB Report: 55b2 - qSummary recordcode02 by PHP by County - MH

| Provider ID | Agent ID | Provider Name | Co ID                                | County Name | Eligible Population |                |              |                 | Mental Health Capitation |                   |                    |                | DD Cap         |                |
|-------------|----------|---------------|--------------------------------------|-------------|---------------------|----------------|--------------|-----------------|--------------------------|-------------------|--------------------|----------------|----------------|----------------|
|             |          |               |                                      |             | MH Eligibles        | TANF Eligibles | DD Eligibles | Total Eligibles | SubTotal DAB Cap         | SubTotal TANF Cap | SubTotal MH/DD Cap | SubTotal MHCap | SubTotal DDCap |                |
| 32          | 1705322  | 00GE          | Bay-Arenac Behavioral Health         | 32          | Huron               | 590            | 3,237        | 904             | 4,731                    | \$19,289.90       | \$20,581.45        | \$103,175.85   | \$143,047.20   | \$358,573.22   |
| 33          | 1708001  | 00BJ          | CMHA of Clinton-Eaton-Ingham Countie | 33          | Ingham              | 3,518          | 23,003       | 6,742           | 33,263                   | \$112,347.07      | \$117,205.54       | \$602,874.42   | \$832,427.03   | \$1,671,724.40 |
| 34          | 1708001  | 00BJ          | CMHA of Clinton-Eaton-Ingham Countie | 34          | Ionia               | 605            | 4,783        | 1,241           | 6,629                    | \$18,602.82       | \$31,489.48        | \$117,996.41   | \$168,088.71   | \$543,878.78   |
| 35          | 4476125  | 00HF          | North Country CMH                    | 35          | Iosco               | 453            | 2,883        | 809             | 4,145                    | \$9,056.64        | \$31,016.59        | \$60,173.01    | \$100,246.24   | \$177,905.80   |
| 36          | 1724945  | 00HJ          | Pathways CMH                         | 36          | Iron                | 391            | 1,097        | 391             | 1,879                    | \$11,114.67       | \$9,944.22         | \$47,327.17    | \$68,386.06    | \$157,686.70   |
| 37          | 4344340  | 00GG          | CMH for Central Michigan             | 37          | Isabella            | 499            | 4,204        | 1,338           | 6,041                    | \$13,309.27       | \$24,198.49        | \$106,693.90   | \$144,201.66   | \$641,123.44   |
| 38          | 1712229  | 00GV          | Lifeways                             | 38          | Jackson             | 1,867          | 13,544       | 3,985           | 19,396                   | \$60,582.10       | \$93,526.46        | \$399,274.77   | \$553,383.33   | \$1,019,673.61 |
| 39          | 3402136  | 00GR          | Kalamazoo CMH Services               | 39          | Kalamazoo           | 2,572          | 17,944       | 5,698           | 26,214                   | \$107,876.43      | \$124,057.49       | \$711,044.33   | \$942,978.25   | \$2,094,495.14 |
| 40          | 4476125  | 00HF          | North Country CMH                    | 40          | Kalkaska            | 255            | 1,802        | 487             | 2,544                    | \$7,693.48        | \$9,828.40         | \$47,724.29    | \$65,246.17    | \$210,673.93   |
| 41          | 1705430  | 00GS          | Kent County CMHA                     | 41          | Kent                | 6,434          | 49,588       | 13,720          | 69,742                   | \$222,374.94      | \$292,224.45       | \$1,395,803.96 | \$1,910,403.35 | \$3,393,937.24 |
| 42          | 1724945  | 00HJ          | Pathways CMH                         | 42          | Keweenaw            | 70             | 162          | 56              | 288                      | \$2,270.60        | \$1,009.02         | \$6,516.12     | \$9,795.74     | \$24,729.03    |
| 43          | 1707158  | 00HC          | North Central CMHSP                  | 43          | Lake                | 286            | 1,375        | 681             | 2,342                    | \$6,358.79        | \$8,933.73         | \$50,721.40    | \$66,013.92    | \$158,076.76   |
| 44          | 1708164  | 00HO          | St. Clair County CMH Services        | 44          | Lapeer              | 652            | 5,512        | 1,138           | 7,302                    | \$18,675.65       | \$36,952.95        | \$118,106.50   | \$173,735.10   | \$635,158.22   |
| 45          | 1707158  | 00HC          | Northern Lakes CMHA                  | 45          | Leelanau            | 180            | 1,060        | 166             | 1,406                    | \$7,385.42        | \$7,953.93         | \$19,706.86    | \$35,046.21    | \$47,952.22    |
| 46          | 1707176  | 00HU          | Washtenaw Community Health Organiza  | 46          | Lenawee             | 985            | 7,194        | 2,000           | 10,179                   | \$31,800.66       | \$49,288.04        | \$205,494.25   | \$286,582.95   | \$778,193.05   |
| 47          | 1707176  | 00HU          | Washtenaw Community Health Organiza  | 47          | Livingston          | 696            | 4,325        | 1,047           | 6,068                    | \$32,718.00       | \$74,165.48        | \$159,305.56   | \$266,189.04   | \$605,627.18   |
| 48          | 1724945  | 00HJ          | Pathways CMH                         | 48          | Luce                | 158            | 684          | 269             | 1,111                    | \$7,760.76        | \$10,742.05        | \$41,086.22    | \$59,589.03    | \$140,865.51   |
| 49          | 1724945  | 00HJ          | Pathways CMH                         | 49          | Mackinac            | 171            | 934          | 239             | 1,344                    | \$7,588.81        | \$6,538.29         | \$39,438.02    | \$53,565.12    | \$97,077.67    |
| 50          | 3396315  | 00GX          | Macomb County CMH Services           | 50          | Macomb              | 7,212          | 39,614       | 11,481          | 58,307                   | \$198,616.06      | \$262,464.38       | \$1,128,793.02 | \$1,589,873.46 | \$6,180,809.73 |
| 51          | 1708001  | 00BJ          | CMHA of Clinton-Eaton-Ingham Countie | 51          | Manistee            | 370            | 2,137        | 719             | 3,226                    | \$10,770.36       | \$17,063.03        | \$72,575.91    | \$100,409.30   | \$577,111.44   |
| 52          | 1724945  | 00HJ          | Pathways CMH                         | 52          | Marquette           | 956            | 4,320        | 1,301           | 6,577                    | \$48,716.12       | \$68,324.47        | \$219,765.50   | \$336,806.09   | \$724,025.19   |
| 53          | 1707158  | 00HC          | North Central CMHSP                  | 53          | Mason               | 434            | 2,963        | 727             | 4,124                    | \$10,050.84       | \$19,259.02        | \$54,715.13    | \$84,024.99    | \$167,094.40   |
| 54          | 4344340  | 00GG          | CMH for Central Michigan             | 54          | Mecosta             | 492            | 4,057        | 1,077           | 5,626                    | \$12,519.49       | \$23,476.42        | \$82,727.78    | \$118,723.69   | \$498,022.54   |
| 55          | 1724945  | 00HJ          | Pathways CMH                         | 55          | Menominee           | 434            | 1,987        | 520             | 2,941                    | \$15,560.01       | \$17,899.60        | \$63,244.58    | \$96,704.19    | \$212,335.23   |
| 56          | 4344340  | 00GG          | CMH for Central Michigan             | 56          | Midland             | 932            | 5,515        | 1,603           | 8,050                    | \$24,527.04       | \$31,651.45        | \$131,967.34   | \$188,145.83   | \$800,728.11   |
| 57          | 1707158  | 00HC          | Northern Lakes CMHA                  | 57          | Missaukee           | 67             | 159          | 20              | 246                      | \$3,852.36        | \$1,205.18         | \$2,248.26     | \$7,305.80     | \$4,740.64     |
| 58          | 1707176  | 00HU          | Washtenaw Community Health Organiza  | 58          | Monroe              | 1,091          | 8,456        | 2,509           | 12,056                   | \$35,604.14       | \$70,448.09        | \$262,045.80   | \$368,098.03   | \$1,256,327.64 |
| 59          | 1705322  | 00GE          | Bay-Arenac Behavioral Health         | 59          | Montcalm            | 725            | 5,642        | 1,587           | 7,954                    | \$10,818.33       | \$25,140.15        | \$73,440.03    | \$109,398.51   | \$228,966.67   |
| 60          | 4476125  | 00HF          | North Country CMH                    | 60          | Montmorency         | 185            | 1,020        | 350             | 1,555                    | \$3,974.41        | \$6,628.13         | \$24,705.57    | \$35,308.11    | \$193,606.00   |
| 61          | 1712452  | 00HA          | CMH Services of Muskegon County      | 61          | Muskegon            | 2,649          | 20,044       | 6,379           | 29,072                   | \$68,715.45       | \$127,351.08       | \$504,339.57   | \$700,406.10   | \$1,446,302.71 |
| 62          | 1708001  | 00BJ          | CMHA of Clinton-Eaton-Ingham Countie | 62          | Newaygo             | 719            | 4,822        | 1,435           | 6,976                    | \$17,461.41       | \$48,975.60        | \$109,161.46   | \$175,598.47   | \$303,384.07   |



MA Capitation by PHP by County

3-Dec-2003 00:47

2003-10

MA Capitation DMB Report: 55b2 - qSummary recordcode02 by PHP by County - MH

| Provider ID | Agent ID | Provider Name | Co ID                               | County Name | Eligible Population |                |              |                 | Mental Health Capitation |                   |                    |                | DD Cap           |                  |
|-------------|----------|---------------|-------------------------------------|-------------|---------------------|----------------|--------------|-----------------|--------------------------|-------------------|--------------------|----------------|------------------|------------------|
|             |          |               |                                     |             | MH Eligibles        | TANF Eligibles | DD Eligibles | Total Eligibles | SubTotal DAB Cap         | SubTotal TANF Cap | SubTotal MH/DD Cap | SubTotal MHCap | SubTotal DDCap   |                  |
| 63          | 1705289  | 0058          | Oakland County CMH Authority        | 63          | Oakland             | 10,201         | 46,531       | 15,701          | 72,433                   | \$278,689.43      | \$237,257.10       | \$1,577,140.52 | \$2,093,087.05   | \$9,647,481.96   |
| 64          | 1707158  | 00HC          | North Central CMHSP                 | 64          | Oceana              | 363            | 4,351        | 845             | 5,559                    | \$8,634.70        | \$28,559.29        | \$61,338.78    | \$98,532.77      | \$191,564.29     |
| 65          | 4476125  | 00HF          | North Country CMH                   | 65          | Ogemaw              | 428            | 2,497        | 829             | 3,754                    | \$9,380.08        | \$27,025.32        | \$61,690.52    | \$98,095.92      | \$185,006.24     |
| 66          | 1724945  | 00HJ          | Pathways CMH                        | 66          | Ontonagon           | 170            | 567          | 229             | 966                      | \$5,210.33        | \$3,625.14         | \$27,663.00    | \$36,498.47      | \$104,279.19     |
| 67          | 4344340  | 00GG          | CMH for Central Michigan            | 67          | Osceola             | 306            | 2,583        | 768             | 3,657                    | \$8,073.60        | \$14,892.13        | \$59,989.82    | \$82,955.55      | \$373,241.42     |
| 68          | 4476125  | 00HF          | North Country CMH                   | 68          | Oscoda              | 184            | 963          | 326             | 1,473                    | \$4,191.82        | \$10,312.69        | \$24,300.45    | \$38,804.96      | \$72,452.24      |
| 69          | 4476125  | 00HF          | North Country CMH                   | 69          | Otsego              | 279            | 2,343        | 509             | 3,131                    | \$10,619.23       | \$12,914.23        | \$52,510.58    | \$76,044.04      | \$225,675.82     |
| 70          | 1712452  | 00HA          | CMH Services of Muskegon County     | 70          | Ottawa              | 1,568          | 11,867       | 2,344           | 15,779                   | \$59,422.36       | \$100,615.22       | \$312,186.19   | \$472,223.77     | \$1,498,413.55   |
| 71          | 4476125  | 00HF          | North Country CMH                   | 71          | Presque Isle        | 264            | 910          | 343             | 1,517                    | \$5,235.02        | \$5,700.53         | \$25,345.48    | \$36,281.03      | \$192,767.60     |
| 72          | 1707158  | 00HC          | Northern Lakes CMHA                 | 72          | Roscommon           | 419            | 2,775        | 901             | 4,095                    | \$16,441.78       | \$21,360.93        | \$119,154.28   | \$156,956.99     | \$297,845.13     |
| 73          | 1712541  | 00HQ          | Saginaw County CMH Authority        | 73          | Saginaw             | 2,649          | 23,899       | 8,015           | 34,563                   | \$66,157.10       | \$97,330.29        | \$610,416.78   | \$773,904.17     | \$1,461,378.87   |
| 74          | 1708164  | 00HO          | St. Clair County CMH Services       | 74          | St. Clair           | 1,723          | 12,944       | 3,257           | 17,924                   | \$59,252.48       | \$229,758.42       | \$344,336.58   | \$633,347.48     | \$1,820,888.76   |
| 75          | 3402136  | 00GR          | Kalamazoo CMH Services              | 75          | St. Joseph          | 903            | 6,442        | 1,485           | 8,830                    | \$32,173.65       | \$43,698.58        | \$154,934.67   | \$230,806.90     | \$532,333.60     |
| 76          | 1708164  | 00HO          | St. Clair County CMH Services       | 76          | Sanilac             | 636            | 4,283        | 1,042           | 5,961                    | \$15,818.39       | \$19,507.70        | \$84,121.90    | \$119,447.99     | \$1,050,162.48   |
| 77          | 1724945  | 00HJ          | Pathways CMH                        | 77          | Schoolcraft         | 210            | 914          | 296             | 1,420                    | \$8,860.70        | \$6,454.17         | \$49,996.61    | \$65,311.48      | \$122,710.74     |
| 78          | 1705322  | 00GE          | Bay-Arenac Behavioral Health        | 78          | Shiawassee          | 747            | 5,889        | 1,490           | 8,126                    | \$21,936.07       | \$38,132.26        | \$142,971.66   | \$203,039.99     | \$511,462.92     |
| 79          | 1705322  | 00GE          | Bay-Arenac Behavioral Health        | 79          | Tuscola             | 673            | 5,163        | 1,353           | 7,189                    | \$21,935.65       | \$39,159.25        | \$136,759.98   | \$197,854.88     | \$694,423.02     |
| 80          | 2920843  | 00HR          | Summit Pointe                       | 80          | Van Buren           | 1,199          | 9,691        | 2,319           | 13,209                   | \$42,652.16       | \$75,621.31        | \$262,417.36   | \$380,690.83     | \$441,454.29     |
| 81          | 1707176  | 00HU          | Washtenaw Community Health Organiza | 81          | Washtenaw           | 2,178          | 13,304       | 4,379           | 19,861                   | \$93,709.16       | \$157,269.60       | \$590,808.10   | \$841,786.86     | \$1,734,529.11   |
| 82          | 3119549  | 00GJ          | Detroit Wayne County CMH Agency     | 82          | Wayne               | 32,122         | 259,198      | 84,552          | 375,872                  | \$1,166,486.34    | \$1,608,863.28     | \$9,266,285.95 | \$12,041,635.57  | \$15,691,664.14  |
| 83          | 1707158  | 00HC          | Northern Lakes CMHA                 | 83          | Wexford             | 666            | 4,896        | 1,350           | 6,912                    | \$26,561.08       | \$36,005.83        | \$176,983.24   | \$239,550.15     | \$438,970.23     |
| 84          |          |               |                                     |             |                     |                |              |                 |                          |                   |                    |                |                  |                  |
| 85          |          |               |                                     |             |                     |                |              |                 |                          |                   |                    |                |                  |                  |
|             |          |               |                                     |             |                     | 118,081        | 839,500      | 253,106         | 1,210,687                |                   |                    |                | \$ 34,799,364.15 | \$ 79,130,704.99 |

Check Values

\$ - \$ -

Spend Down Enrollment by PHP

3-Dec-2003 00:47

2003-10

MA Capitation DMB Report: 55e2 - qSummary recordcode02 by PHP - Spend Down

|    | Provider ID | Agent ID | Affiliation Name                        | Enrolled Population |             |        | Total Eligibles |
|----|-------------|----------|---|---------------------|-------------|--------|-----------------|
|    |             |          |   | DAB - E&P only      | DAB - Other | TANF   |                 |
| 1  | 1705322     | 00ge     | Bay-Arenac Behavioral Health            | 277                 | 380         | 2,067  | 2,724           |
| 2  | 4344340     | 00gg     | CMH for Central Michigan                | 299                 | 377         | 1,909  | 2,585           |
| 3  | 1712452     | 00ha     | CMH Services of Muskegon County         | 325                 | 252         | 803    | 1,380           |
| 4  | 1708001     | 00bj     | CMHA of Clinton-Eaton-Ingham Counties   | 510                 | 747         | 2,836  | 4,093           |
| 5  | 3119549     | 00gj     | Detroit Wayne County CMH Agency         | 2,393               | 1,549       | 7,047  | 10,989          |
| 6  | 1705233     | 0028     | Genesee County CMH Services             | 368                 | 294         | 1,972  | 2,634           |
| 7  | 3402136     | 00gr     | Kalamazoo CMH Services                  | 568                 | 402         | 2,013  | 2,983           |
| 8  | 1705430     | 00gs     | Kent County CMHA                        | 533                 | 335         | 1,030  | 1,898           |
| 9  | 1712229     | 00gv     | Lifeways                                | 151                 | 131         | 798    | 1,080           |
| 10 | 3396315     | 00gx     | Macomb County CMH Services              | 632                 | 436         | 2,901  | 3,969           |
| 11 | 4476125     | 00hf     | North Country CMH                       | 370                 | 568         | 2,982  | 3,920           |
| 12 | 1707158     | 00hc     | Northern Lakes CMHA                     | 344                 | 428         | 2,234  | 3,006           |
| 13 | 1705289     | 0058     | Oakland County CMH Authority            | 806                 | 531         | 2,924  | 4,261           |
| 14 | 1724945     | 00hj     | Pathways CMH                            | 388                 | 588         | 2,499  | 3,475           |
| 15 | 1712541     | 00hq     | Saginaw County CMH Authority            | 161                 | 121         | 482    | 764             |
| 16 | 1708164     | 00ho     | St. Clair County CMH Services           | 272                 | 227         | 1,354  | 1,853           |
| 17 | 2920843     | 00hr     | Summit Pointe                           | 598                 | 536         | 2,740  | 3,874           |
| 18 | 1707176     | 00hu     | Washtenaw Community Health Organization | 464                 | 509         | 2,040  | 3,013           |
| 19 | 1707176     | 00hu     | Washtenaw Community Health Organization | 464                 | 509         | 2,040  | 3,013           |
| 20 |             |          |   |                     |             |        |                 |
|    |             |          |   | 9,923               | 8,920       | 42,671 | 61,514          |
|    |             |          | Check Value                             |                     | 18,843      |        | 3,013           |

Spend Down Enrollment by PHP by County

3-Dec-2003 00:47

2003-10

MA Capitation DMB Report: 55d2 - qSummary recordcode02 by PHP by County - Spend Down

|    | Provider ID | Agent ID | Provider Name                         | Co ID | County Name    | Enrolled Population |             |       |                 |
|----|-------------|----------|---------------------------------------|-------|----------------|---------------------|-------------|-------|-----------------|
|    |             |          |                                       |       |                | DAB - E&P only      | DAB - Other | TANF  | Total Eligibles |
| 1  | 4476125     | 00hf     | North Country CMH                     | 01    | Alcona         | 21                  | 41          | 107   | 169             |
| 2  | 1724945     | 00hj     | Pathways CMH                          | 02    | Alger          | 6                   | 33          | 87    | 126             |
| 3  | 3402136     | 00gr     | Kalamazoo CMH Services                | 03    | Allegan        | 78                  | 60          | 365   | 503             |
| 4  | 4476125     | 00hf     | North Country CMH                     | 04    | Alpena         | 44                  | 104         | 442   | 590             |
| 5  | 4476125     | 00hf     | North Country CMH                     | 05    | Antrim         | 19                  | 20          | 212   | 251             |
| 6  | 1705322     | 00ge     | Bay-Arenac Behavioral Health          | 06    | Arenac         | 19                  | 20          | 161   | 200             |
| 7  | 1724945     | 00hj     | Pathways CMH                          | 07    | Baraga         | 13                  | 14          | 54    | 81              |
| 8  | 2920843     | 00hr     | Summit Pointe                         | 08    | Barry          | 53                  | 43          | 201   | 297             |
| 9  | 1705322     | 00ge     | Bay-Arenac Behavioral Health          | 09    | Bay            | 81                  | 84          | 527   | 692             |
| 10 | 1708001     | 00bj     | CMHA of Clinton-Eaton-Ingham Counties | 10    | Benzie         | 25                  | 28          | 122   | 175             |
| 11 | 2920843     | 00hr     | Summit Pointe                         | 11    | Berrien        | 172                 | 107         | 588   | 867             |
| 12 | 2920843     | 00hr     | Summit Pointe                         | 12    | Branch         | 55                  | 132         | 349   | 536             |
| 13 | 2920843     | 00hr     | Summit Pointe                         | 13    | Calhoun        | 181                 | 152         | 909   | 1,242           |
| 14 | 3402136     | 00gr     | Kalamazoo CMH Services                | 14    | Cass           | 71                  | 39          | 315   | 425             |
| 15 | 4476125     | 00hf     | North Country CMH                     | 15    | Charlevoix     | 29                  | 18          | 133   | 180             |
| 16 | 4476125     | 00hf     | North Country CMH                     | 16    | Cheboygan      | 31                  | 38          | 312   | 381             |
| 17 | 1724945     | 00hj     | Pathways CMH                          | 17    | Chippewa       | 44                  | 70          | 319   | 433             |
| 18 | 4344340     | 00gg     | CMH for Central Michigan              | 18    | Clare          | 58                  | 76          | 416   | 550             |
| 19 | 1708001     | 00bj     | CMHA of Clinton-Eaton-Ingham Counties | 19    | Clinton        | 27                  | 40          | 236   | 303             |
| 20 | 1707158     | 00hc     | Northern Lakes CMHA                   | 20    | Crawford       | 31                  | 22          | 144   | 197             |
| 21 | 1724945     | 00hj     | Pathways CMH                          | 21    | Delta          | 52                  | 159         | 412   | 623             |
| 22 | 1724945     | 00hj     | Pathways CMH                          | 22    | Dickinson      | 34                  | 31          | 169   | 234             |
| 23 | 1708001     | 00bj     | CMHA of Clinton-Eaton-Ingham Counties | 23    | Eaton          | 68                  | 60          | 323   | 451             |
| 24 | 4476125     | 00hf     | North Country CMH                     | 24    | Emmet          | 30                  | 29          | 212   | 271             |
| 25 | 1705233     | 0028     | Genesee County CMH Services           | 25    | Genesee        | 368                 | 294         | 1,972 | 2,634           |
| 26 | 4344340     | 00gg     | CMH for Central Michigan              | 26    | Gladwin        | 52                  | 44          | 189   | 285             |
| 27 | 1724945     | 00hj     | Pathways CMH                          | 27    | Gogebic        | 18                  | 31          | 48    | 97              |
| 28 | 1707158     | 00hc     | Northern Lakes CMHA                   | 28    | Grand Traverse | 84                  | 78          | 364   | 526             |
| 29 | 1708001     | 00bj     | CMHA of Clinton-Eaton-Ingham Counties | 29    | Gratiot        | 37                  | 127         | 340   | 504             |
| 30 | 1712229     | 00gv     | Lifeways                              | 30    | Hillsdale      | 48                  | 65          | 289   | 402             |
| 31 | 1724945     | 00hj     | Pathways CMH                          | 31    | Houghton       | 42                  | 38          | 274   | 354             |

Spend Down Enrollment by PHP by County

3-Dec-2003 00:47

2003-10

MA Capitation DMB Report: 55d2 - qSummary recordcode02 by PHP by County - Spend Down

|    | Provider ID | Agent ID | Provider Name                           | Co ID | County Name | Enrolled Population |             |       |                 |
|----|-------------|----------|---|-------|-------------|---------------------|-------------|-------|-----------------|
|    |             |          |   |       |             | DAB - E&P only      | DAB - Other | TANF  | Total Eligibles |
| 32 | 1705322     | 00ge     | Bay-Arenac Behavioral Health            | 32    | Huron       | 25                  | 63          | 321   | 409             |
| 33 | 1708001     | 00bj     | CMHA of Clinton-Eaton-Ingham Counties   | 33    | Ingham      | 223                 | 253         | 914   | 1,390           |
| 34 | 1708001     | 00bj     | CMHA of Clinton-Eaton-Ingham Counties   | 34    | Ionia       | 45                  | 113         | 340   | 498             |
| 35 | 4476125     | 00hf     | North Country CMH                       | 35    | Iosco       | 36                  | 43          | 251   | 330             |
| 36 | 1724945     | 00hj     | Pathways CMH                            | 36    | Iron        | 17                  | 30          | 115   | 162             |
| 37 | 4344340     | 00gg     | CMH for Central Michigan                | 37    | Isabella    | 41                  | 93          | 375   | 509             |
| 38 | 1712229     | 00gv     | Lifeways                                | 38    | Jackson     | 103                 | 66          | 509   | 678             |
| 39 | 3402136     | 00gr     | Kalamazoo CMH Services                  | 39    | Kalamazoo   | 327                 | 215         | 921   | 1,463           |
| 40 | 4476125     | 00hf     | North Country CMH                       | 40    | Kalkaska    | 32                  | 30          | 146   | 208             |
| 41 | 1705430     | 00gs     | Kent County CMHA                        | 41    | Kent        | 533                 | 335         | 1,030 | 1,898           |
| 42 | 1724945     | 00hj     | Pathways CMH                            | 42    | Keweenaw    | 1                   | 2           | 13    | 16              |
| 43 | 1707158     | 00hc     | North Central CMHSP                     | 43    | Lake        | 17                  | 18          | 78    | 113             |
| 44 | 1708164     | 00ho     | St. Clair County CMH Services           | 44    | Lapeer      | 36                  | 45          | 318   | 399             |
| 45 | 1707158     | 00hc     | Northern Lakes CMHA                     | 45    | Leelanau    | 19                  | 18          | 120   | 157             |
| 46 | 1707176     | 00hu     | Washtenaw Community Health Organization | 46    | Lenawee     | 91                  | 142         | 569   | 802             |
| 47 | 1707176     | 00hu     | Washtenaw Community Health Organization | 47    | Livingston  | 62                  | 82          | 320   | 464             |
| 48 | 1724945     | 00hj     | Pathways CMH                            | 48    | Luce        | 12                  | 30          | 94    | 136             |
| 49 | 1724945     | 00hj     | Pathways CMH                            | 49    | Mackinac    | 20                  | 16          | 99    | 135             |
| 50 | 3396315     | 00gx     | Macomb County CMH Services              | 50    | Macomb      | 632                 | 436         | 2,901 | 3,969           |
| 51 | 1708001     | 00bj     | CMHA of Clinton-Eaton-Ingham Counties   | 51    | Manistee    | 28                  | 47          | 171   | 246             |
| 52 | 1724945     | 00hj     | Pathways CMH                            | 52    | Marquette   | 60                  | 71          | 475   | 606             |
| 53 | 1707158     | 00hc     | North Central CMHSP                     | 53    | Mason       | 42                  | 70          | 252   | 364             |
| 54 | 4344340     | 00gg     | CMH for Central Michigan                | 54    | Mecosta     | 45                  | 61          | 382   | 488             |
| 55 | 1724945     | 00hj     | Pathways CMH                            | 55    | Menominee   | 30                  | 32          | 188   | 250             |
| 56 | 4344340     | 00gg     | CMH for Central Michigan                | 56    | Midland     | 58                  | 56          | 311   | 425             |
| 57 | 1707158     | 00hc     | Northern Lakes CMHA                     | 57    | Missaukee   |                     |             | 14    | 14              |
| 58 | 1707176     | 00hu     | Washtenaw Community Health Organization | 58    | Monroe      | 119                 | 142         | 632   | 893             |
| 59 | 1705322     | 00ge     | Bay-Arenac Behavioral Health            | 59    | Montcalm    | 52                  | 107         | 367   | 526             |
| 60 | 4476125     | 00hf     | North Country CMH                       | 60    | Montmorency | 17                  | 59          | 181   | 257             |
| 61 | 1712452     | 00ha     | CMH Services of Muskegon County         | 61    | Muskegon    | 222                 | 190         | 461   | 873             |
| 62 | 1708001     | 00bj     | CMHA of Clinton-Eaton-Ingham Counties   | 62    | Newaygo     | 57                  | 79          | 390   | 526             |

Spend Down Enrollment by PHP by County

3-Dec-2003 00:47

2003-10

MA Capitation DMB Report: 55d2 - qSummary recordcode02 by PHP by County - Spend Down

|    | Provider ID | Agent ID | Provider Name                           | Co ID | County Name  | Enrolled Population |             |        |                 |
|----|-------------|----------|---|-------|--------------|---------------------|-------------|--------|-----------------|
|    |             |          |   |       |              | DAB - E&P only      | DAB - Other | TANF   | Total Eligibles |
| 63 | 1705289     | 0058     | Oakland County CMH Authority            | 63    | Oakland      | 806                 | 531         | 2,924  | 4,261           |
| 64 | 1707158     | 00hc     | North Central CMHSP                     | 64    | Oceana       | 37                  | 51          | 556    | 644             |
| 65 | 4476125     | 00hf     | North Country CMH                       | 65    | Ogemaw       | 36                  | 71          | 336    | 443             |
| 66 | 1724945     | 00hj     | Pathways CMH                            | 66    | Ontonagon    | 20                  | 16          | 68     | 104             |
| 67 | 4344340     | 00gg     | CMH for Central Michigan                | 67    | Osceola      | 45                  | 47          | 236    | 328             |
| 68 | 4476125     | 00hf     | North Country CMH                       | 68    | Oscoda       | 29                  | 47          | 188    | 264             |
| 69 | 4476125     | 00hf     | North Country CMH                       | 69    | Otsego       | 39                  | 45          | 290    | 374             |
| 70 | 1712452     | 00ha     | CMH Services of Muskegon County         | 70    | Ottawa       | 103                 | 62          | 342    | 507             |
| 71 | 4476125     | 00hf     | North Country CMH                       | 71    | Presque Isle | 7                   | 23          | 172    | 202             |
| 72 | 1707158     | 00hc     | Northern Lakes CMHA                     | 72    | Roscommon    | 52                  | 62          | 206    | 320             |
| 73 | 1712541     | 00hq     | Saginaw County CMH Authority            | 73    | Saginaw      | 161                 | 121         | 482    | 764             |
| 74 | 1708164     | 00ho     | St. Clair County CMH Services           | 74    | St. Clair    | 184                 | 129         | 766    | 1,079           |
| 75 | 3402136     | 00gr     | Kalamazoo CMH Services                  | 75    | St. Joseph   | 92                  | 88          | 412    | 592             |
| 76 | 1708164     | 00ho     | St. Clair County CMH Services           | 76    | Sanilac      | 52                  | 53          | 270    | 375             |
| 77 | 1724945     | 00hj     | Pathways CMH                            | 77    | Schoolcraft  | 19                  | 15          | 84     | 118             |
| 78 | 1705322     | 00ge     | Bay-Arenac Behavioral Health            | 78    | Shiawassee   | 38                  | 51          | 331    | 420             |
| 79 | 1705322     | 00ge     | Bay-Arenac Behavioral Health            | 79    | Tuscola      | 62                  | 55          | 360    | 477             |
| 80 | 2920843     | 00hr     | Summit Pointe                           | 80    | Van Buren    | 137                 | 102         | 693    | 932             |
| 81 | 1707176     | 00hu     | Washtenaw Community Health Organization | 81    | Washtenaw    | 192                 | 143         | 519    | 854             |
| 82 | 3119549     | 00gj     | Detroit Wayne County CMH Agency         | 82    | Wayne        | 2,393               | 1,549       | 7,047  | 10,989          |
| 83 | 1707158     | 00hc     | Northern Lakes CMHA                     | 83    | Wexford      | 62                  | 109         | 500    | 671             |
| 84 |             |          |   |       |              |                     |             |        |                 |
| 85 |             |          |   |       |              |                     |             |        |                 |
|    |             |          |   |       |              | 9,459               | 8,411       | 40,631 | 58,501          |

Check Value

17,870

-

SA Capitation by PHP

3-Dec-2003 00:47

2003-10

MA Capitation DMB Report: 55c2 - qSummary recordcode02 by PHP - SA

|    | Provider ID | Agent ID | Affiliation Name                        | Eligible Population |                |              | Total Eligibles | SubTotal SA Cap |
|----|-------------|----------|---|---------------------|----------------|--------------|-----------------|-----------------|
|    |             |          |   | DAB Eligibles       | TANF Eligibles | DD Eligibles |                 |                 |
| 1  | 1705322     | 00ge     | Bay-Arenac Behavioral Health            | 4,210               | 31,370         | 8,831        | 44,411          | \$82,926.28     |
| 2  | 4344340     | 00gg     | CMH for Central Michigan                | 3,029               | 22,914         | 6,918        | 32,861          | \$47,927.40     |
| 3  | 1712452     | 00ha     | CMH Services of Muskegon County         | 4,217               | 31,911         | 8,723        | 44,851          | \$68,452.39     |
| 4  | 1708001     | 00bj     | CMHA of Clinton-Eaton-Ingham Counties   | 7,298               | 48,438         | 13,708       | 69,444          | \$101,749.61    |
| 5  | 3119549     | 00gj     | Detroit Wayne County CMH Agency         | 32,122              | 259,198        | 84,552       | 375,872         | \$904,125.09    |
| 6  | 1705233     | 0028     | Genesee County CMH Services             | 5,033               | 52,773         | 15,077       | 72,883          | \$142,030.09    |
| 7  | 3402136     | 00gr     | Kalamazoo CMH Services                  | 5,369               | 37,365         | 10,221       | 52,955          | \$93,363.42     |
| 8  | 1705430     | 00gs     | Kent County CMHA                        | 6,434               | 49,588         | 13,720       | 69,742          | \$118,791.85    |
| 9  | 1712229     | 00gv     | Lifeways                                | 2,414               | 17,240         | 5,190        | 24,844          | \$33,866.45     |
| 10 | 3396315     | 00gx     | Macomb County CMH Services              | 7,212               | 39,614         | 11,481       | 58,307          | \$128,226.40    |
| 11 | 4476125     | 00hf     | North Country CMH                       | 4,137               | 25,391         | 7,199        | 36,727          | \$49,446.17     |
| 12 | 1707158     | 00hc     | Northern Lakes CMHA                     | 3,491               | 24,179         | 6,511        | 34,181          | \$46,837.43     |
| 13 | 1705289     | 0058     | Oakland County CMH Authority            | 10,201              | 46,531         | 15,701       | 72,433          | \$154,406.85    |
| 14 | 1724945     | 00hj     | Pathways CMH                            | 5,627               | 25,500         | 7,581        | 38,708          | \$61,799.02     |
| 15 | 1712541     | 00hq     | Saginaw County CMH Authority            | 2,649               | 23,899         | 8,015        | 34,563          | \$98,675.56     |
| 16 | 1708164     | 00ho     | St. Clair County CMH Services           | 3,011               | 22,739         | 5,437        | 31,187          | \$41,030.08     |
| 17 | 2920843     | 00hr     | Summit Pointe                           | 6,677               | 47,571         | 14,306       | 68,554          | \$108,365.60    |
| 18 | 1707176     | 00hu     | Washtenaw Community Health Organization | 4,950               | 33,279         | 9,935        | 48,164          | \$89,164.56     |
| 19 |             |          |   |                     |                |              |                 |                 |
| 20 |             |          |   |                     |                |              |                 |                 |
|    |             |          |   | 118,081             | 839,500        | 253,106      | 1,210,687       | \$ 2,371,184.25 |

Check Value 957,581 - \$ -

SA Capitation by PHP by County

3-Dec-2003 00:47

2003-10

MA Capitation DMB Report: 55d2 - qSummary recordcode02 by PHP by County - SA

|    | Provider ID | Agent ID | Provider Name                         | Co ID | County Name    | Eligible Population |                |              | Total Eligibles | SubTotal SA Cap |
|----|-------------|----------|---------------------------------------|-------|----------------|---------------------|----------------|--------------|-----------------|-----------------|
|    |             |          |                                       |       |                | DAB Eligibles       | TANF Eligibles | DD Eligibles |                 |                 |
| 1  | 4476125     | 00hf     | North Country CMH                     | 01    | Alcona         | 159                 | 927            | 318          | 1,404           | \$2,012.26      |
| 2  | 1724945     | 00hj     | Pathways CMH                          | 02    | Alger          | 164                 | 612            | 211          | 987             | \$1,411.56      |
| 3  | 3402136     | 00gr     | Kalamazoo CMH Services                | 03    | Allegan        | 1,114               | 8,234          | 1,794        | 11,142          | \$14,982.68     |
| 4  | 4476125     | 00hf     | North Country CMH                     | 04    | Alpena         | 444                 | 3,024          | 1,053        | 4,521           | \$7,304.32      |
| 5  | 4476125     | 00hf     | North Country CMH                     | 05    | Antrim         | 299                 | 1,861          | 473          | 2,633           | \$2,975.60      |
| 6  | 1705322     | 00ge     | Bay-Arenac Behavioral Health          | 06    | Arenac         | 291                 | 1,843          | 565          | 2,699           | \$3,743.44      |
| 7  | 1724945     | 00hj     | Pathways CMH                          | 07    | Baraga         | 176                 | 744            | 198          | 1,118           | \$1,872.02      |
| 8  | 2920843     | 00hr     | Summit Pointe                         | 08    | Barry          | 564                 | 3,871          | 835          | 5,270           | \$9,305.57      |
| 9  | 1705322     | 00ge     | Bay-Arenac Behavioral Health          | 09    | Bay            | 1,184               | 9,596          | 2,932        | 13,712          | \$38,989.49     |
| 10 | 1708001     | 00bj     | CMHA of Clinton-Eaton-Ingham Counties | 10    | Benzie         | 222                 | 1,138          | 359          | 1,719           | \$1,967.22      |
| 11 | 2920843     | 00hr     | Summit Pointe                         | 11    | Berrien        | 2,442               | 16,697         | 5,474        | 24,613          | \$39,174.08     |
| 12 | 2920843     | 00hr     | Summit Pointe                         | 12    | Branch         | 600                 | 3,857          | 998          | 5,455           | \$9,709.47      |
| 13 | 2920843     | 00hr     | Summit Pointe                         | 13    | Calhoun        | 1,872               | 13,455         | 4,680        | 20,007          | \$30,002.06     |
| 14 | 3402136     | 00gr     | Kalamazoo CMH Services                | 14    | Cass           | 780                 | 4,745          | 1,244        | 6,769           | \$10,518.71     |
| 15 | 4476125     | 00hf     | North Country CMH                     | 15    | Charlevoix     | 290                 | 1,953          | 425          | 2,668           | \$2,796.85      |
| 16 | 4476125     | 00hf     | North Country CMH                     | 16    | Cheboygan      | 447                 | 2,782          | 671          | 3,900           | \$4,812.03      |
| 17 | 1724945     | 00hj     | Pathways CMH                          | 17    | Chippewa       | 521                 | 3,481          | 925          | 4,927           | \$6,775.52      |
| 18 | 4344340     | 00gg     | CMH for Central Michigan              | 18    | Clare          | 421                 | 3,887          | 1,325        | 5,633           | \$9,125.57      |
| 19 | 1708001     | 00bj     | CMHA of Clinton-Eaton-Ingham Counties | 19    | Clinton        | 409                 | 3,020          | 738          | 4,167           | \$5,565.82      |
| 20 | 1707158     | 00hc     | Northern Lakes CMHA                   | 20    | Crawford       | 201                 | 1,446          | 424          | 2,071           | \$2,785.64      |
| 21 | 1724945     | 00hj     | Pathways CMH                          | 21    | Delta          | 629                 | 3,460          | 971          | 5,060           | \$7,038.00      |
| 22 | 1724945     | 00hj     | Pathways CMH                          | 22    | Dickinson      | 473                 | 2,071          | 573          | 3,117           | \$6,125.04      |
| 23 | 1708001     | 00bj     | CMHA of Clinton-Eaton-Ingham Counties | 23    | Eaton          | 850                 | 6,067          | 1,448        | 8,365           | \$10,675.60     |
| 24 | 4476125     | 00hf     | North Country CMH                     | 24    | Emmet          | 450                 | 2,426          | 606          | 3,482           | \$3,850.44      |
| 25 | 1705233     | 0028     | Genesee County CMH Services           | 25    | Genesee        | 5,033               | 52,773         | 15,077       | 72,883          | \$142,030.09    |
| 26 | 4344340     | 00gg     | CMH for Central Michigan              | 26    | Gladwin        | 379                 | 2,668          | 807          | 3,854           | \$5,324.10      |
| 27 | 1724945     | 00hj     | Pathways CMH                          | 27    | Gogebic        | 444                 | 1,476          | 482          | 2,402           | \$4,771.08      |
| 28 | 1707158     | 00hc     | Northern Lakes CMHA                   | 28    | Grand Traverse | 875                 | 5,154          | 1,397        | 7,426           | \$9,617.27      |
| 29 | 1708001     | 00bj     | CMHA of Clinton-Eaton-Ingham Counties | 29    | Gratiot        | 605                 | 3,468          | 1,026        | 5,099           | \$6,892.22      |
| 30 | 1712229     | 00gv     | Lifeways                              | 30    | Hillsdale      | 547                 | 3,696          | 1,205        | 5,448           | \$7,561.38      |
| 31 | 1724945     | 00hj     | Pathways CMH                          | 31    | Houghton       | 660                 | 2,991          | 920          | 4,571           | \$8,542.66      |



SA Capitation by PHP by County

3-Dec-2003 00:47

2003-10

MA Capitation DMB Report: 55d2 - qSummary recordcode02 by PHP by County - SA

|    | Provider ID | Agent ID | Provider Name                           | Co ID | County Name | Eligible Population |                |              |                 | SubTotal SA Cap |
|----|-------------|----------|---|-------|-------------|---------------------|----------------|--------------|-----------------|-----------------|
|    |             |          |   |       |             | DAB Eligibles       | TANF Eligibles | DD Eligibles | Total Eligibles |                 |
| 32 | 1705322     | 00ge     | Bay-Arenac Behavioral Health            | 32    | Huron       | 590                 | 3,237          | 904          | 4,731           | \$6,056.69      |
| 33 | 1708001     | 00bj     | CMHA of Clinton-Eaton-Ingham Counties   | 33    | Ingham      | 3,518               | 23,003         | 6,742        | 33,263          | \$47,944.45     |
| 34 | 1708001     | 00bj     | CMHA of Clinton-Eaton-Ingham Counties   | 34    | Ionia       | 605                 | 4,783          | 1,241        | 6,629           | \$11,341.02     |
| 35 | 4476125     | 00hf     | North Country CMH                       | 35    | Iosco       | 453                 | 2,883          | 809          | 4,145           | \$5,979.95      |
| 36 | 1724945     | 00hj     | Pathways CMH                            | 36    | Iron        | 391                 | 1,097          | 391          | 1,879           | \$3,569.76      |
| 37 | 4344340     | 00gg     | CMH for Central Michigan                | 37    | Isabella    | 499                 | 4,204          | 1,338        | 6,041           | \$8,961.43      |
| 38 | 1712229     | 00gv     | Lifeways                                | 38    | Jackson     | 1,867               | 13,544         | 3,985        | 19,396          | \$26,305.07     |
| 39 | 3402136     | 00gr     | Kalamazoo CMH Services                  | 39    | Kalamazoo   | 2,572               | 17,944         | 5,698        | 26,214          | \$52,090.06     |
| 40 | 4476125     | 00hf     | North Country CMH                       | 40    | Kalkaska    | 255                 | 1,802          | 487          | 2,544           | \$3,190.66      |
| 41 | 1705430     | 00gs     | Kent County CMHA                        | 41    | Kent        | 6,434               | 49,588         | 13,720       | 69,742          | \$118,791.85    |
| 42 | 1724945     | 00hj     | Pathways CMH                            | 42    | Keweenaw    | 70                  | 162            | 56           | 288             | \$490.54        |
| 43 | 1707158     | 00hc     | North Central CMHSP                     | 43    | Lake        | 286                 | 1,375          | 681          | 2,342           | \$3,896.77      |
| 44 | 1708164     | 00ho     | St. Clair County CMH Services           | 44    | Lapeer      | 652                 | 5,512          | 1,138        | 7,302           | \$8,618.14      |
| 45 | 1707158     | 00hc     | Northern Lakes CMHA                     | 45    | Leelanau    | 180                 | 1,060          | 166          | 1,406           | \$1,560.67      |
| 46 | 1707176     | 00hu     | Washtenaw Community Health Organization | 46    | Lenawee     | 985                 | 7,194          | 2,000        | 10,179          | \$13,884.58     |
| 47 | 1707176     | 00hu     | Washtenaw Community Health Organization | 47    | Livingston  | 696                 | 4,325          | 1,047        | 6,068           | \$10,494.57     |
| 48 | 1724945     | 00hj     | Pathways CMH                            | 48    | Luce        | 158                 | 684            | 269          | 1,111           | \$1,640.50      |
| 49 | 1724945     | 00hj     | Pathways CMH                            | 49    | Mackinac    | 171                 | 934            | 239          | 1,344           | \$1,753.58      |
| 50 | 3396315     | 00gx     | Macomb County CMH Services              | 50    | Macomb      | 7,212               | 39,614         | 11,481       | 58,307          | \$128,226.40    |
| 51 | 1708001     | 00bj     | CMHA of Clinton-Eaton-Ingham Counties   | 51    | Manistee    | 370                 | 2,137          | 719          | 3,226           | \$4,648.37      |
| 52 | 1724945     | 00hj     | Pathways CMH                            | 52    | Marquette   | 956                 | 4,320          | 1,301        | 6,577           | \$10,029.56     |
| 53 | 1707158     | 00hc     | North Central CMHSP                     | 53    | Mason       | 434                 | 2,963          | 727          | 4,124           | \$5,457.94      |
| 54 | 4344340     | 00gg     | CMH for Central Michigan                | 54    | Mecosta     | 492                 | 4,057          | 1,077        | 5,626           | \$7,753.64      |
| 55 | 1724945     | 00hj     | Pathways CMH                            | 55    | Menominee   | 434                 | 1,987          | 520          | 2,941           | \$3,731.14      |
| 56 | 4344340     | 00gg     | CMH for Central Michigan                | 56    | Midland     | 932                 | 5,515          | 1,603        | 8,050           | \$11,502.18     |
| 57 | 1707158     | 00hc     | Northern Lakes CMHA                     | 57    | Missaukee   | 67                  | 159            | 20           | 246             | \$252.86        |
| 58 | 1707176     | 00hu     | Washtenaw Community Health Organization | 58    | Monroe      | 1,091               | 8,456          | 2,509        | 12,056          | \$24,933.09     |
| 59 | 1705322     | 00ge     | Bay-Arenac Behavioral Health            | 59    | Montcalm    | 725                 | 5,642          | 1,587        | 7,954           | \$13,517.72     |
| 60 | 4476125     | 00hf     | North Country CMH                       | 60    | Montmorency | 185                 | 1,020          | 350          | 1,555           | \$2,280.87      |
| 61 | 1712452     | 00ha     | CMH Services of Muskegon County         | 61    | Muskegon    | 2,649               | 20,044         | 6,379        | 29,072          | \$48,829.63     |
| 62 | 1708001     | 00bj     | CMHA of Clinton-Eaton-Ingham Counties   | 62    | Newaygo     | 719                 | 4,822          | 1,435        | 6,976           | \$12,714.91     |



SA Capitation by PHP by County

3-Dec-2003 00:47

2003-10

MA Capitation DMB Report: 55d2 - qSummary recordcode02 by PHP by County - SA

|    | Provider ID | Agent ID | Provider Name                           | Co ID | County Name  | Eligible Population |                |              | SubTotal SA Cap |                 |
|----|-------------|----------|---|-------|--------------|---------------------|----------------|--------------|-----------------|-----------------|
|    |             |          |   |       |              | DAB Eligibles       | TANF Eligibles | DD Eligibles |                 | Total Eligibles |
| 63 | 1705289     | 0058     | Oakland County CMH Authority            | 63    | Oakland      | 10,201              | 46,531         | 15,701       | 72,433          | \$154,406.85    |
| 64 | 1707158     | 00hc     | North Central CMHSP                     | 64    | Oceana       | 363                 | 4,351          | 845          | 5,559           | \$7,131.65      |
| 65 | 4476125     | 00hf     | North Country CMH                       | 65    | Ogemaw       | 428                 | 2,497          | 829          | 3,754           | \$5,861.80      |
| 66 | 1724945     | 00hj     | Pathways CMH                            | 66    | Ontonagon    | 170                 | 567            | 229          | 966             | \$2,041.54      |
| 67 | 4344340     | 00gg     | CMH for Central Michigan                | 67    | Osceola      | 306                 | 2,583          | 768          | 3,657           | \$5,260.48      |
| 68 | 4476125     | 00hf     | North Country CMH                       | 68    | Oscoda       | 184                 | 963            | 326          | 1,473           | \$2,236.18      |
| 69 | 4476125     | 00hf     | North Country CMH                       | 69    | Otsego       | 279                 | 2,343          | 509          | 3,131           | \$4,093.30      |
| 70 | 1712452     | 00ha     | CMH Services of Muskegon County         | 70    | Ottawa       | 1,568               | 11,867         | 2,344        | 15,779          | \$19,622.76     |
| 71 | 4476125     | 00hf     | North Country CMH                       | 71    | Presque Isle | 264                 | 910            | 343          | 1,517           | \$2,051.91      |
| 72 | 1707158     | 00hc     | Northern Lakes CMHA                     | 72    | Roscommon    | 419                 | 2,775          | 901          | 4,095           | \$6,724.71      |
| 73 | 1712541     | 00hq     | Saginaw County CMH Authority            | 73    | Saginaw      | 2,649               | 23,899         | 8,015        | 34,563          | \$98,675.56     |
| 74 | 1708164     | 00ho     | St. Clair County CMH Services           | 74    | St. Clair    | 1,723               | 12,944         | 3,257        | 17,924          | \$24,836.90     |
| 75 | 3402136     | 00gr     | Kalamazoo CMH Services                  | 75    | St. Joseph   | 903                 | 6,442          | 1,485        | 8,830           | \$15,771.97     |
| 76 | 1708164     | 00ho     | St. Clair County CMH Services           | 76    | Sanilac      | 636                 | 4,283          | 1,042        | 5,961           | \$7,575.04      |
| 77 | 1724945     | 00hj     | Pathways CMH                            | 77    | Schoolcraft  | 210                 | 914            | 296          | 1,420           | \$2,006.52      |
| 78 | 1705322     | 00ge     | Bay-Arenac Behavioral Health            | 78    | Shiawassee   | 747                 | 5,889          | 1,490        | 8,126           | \$11,172.96     |
| 79 | 1705322     | 00ge     | Bay-Arenac Behavioral Health            | 79    | Tuscola      | 673                 | 5,163          | 1,353        | 7,189           | \$9,445.98      |
| 80 | 2920843     | 00hr     | Summit Pointe                           | 80    | Van Buren    | 1,199               | 9,691          | 2,319        | 13,209          | \$20,174.42     |
| 81 | 1707176     | 00hu     | Washtenaw Community Health Organization | 81    | Washtenaw    | 2,178               | 13,304         | 4,379        | 19,861          | \$39,852.32     |
| 82 | 3119549     | 00gj     | Detroit Wayne County CMH Agency         | 82    | Wayne        | 32,122              | 259,198        | 84,552       | 375,872         | \$904,125.09    |
| 83 | 1707158     | 00hc     | Northern Lakes CMHA                     | 83    | Wexford      | 666                 | 4,896          | 1,350        | 6,912           | \$9,409.92      |
| 84 |             |          |   |       |              |                     |                |              |                 |                 |
| 85 |             |          |   |       |              |                     |                |              |                 |                 |
|    |             |          |   |       |              | 118,081             | 839,500        | 253,106      | 1,210,687       | \$ 2,371,184.25 |

Check Value

\$

MA DAB Population by PHP by Age Group

3-Dec-2003 00:47

2003-10

MA Capitation DMB Report: 56a2 - qSummary recordcode02 by PHP - Pop - DAB

|             |          |                  | Eligible Population by Age Group        |         |         |         |         |        |        |         |
|-------------|----------|------------------|---|---------|---------|---------|---------|--------|--------|---------|
| Provider ID | Agent ID | Affiliation Name | 0 - 17                                  | 18 - 25 | 26 - 39 | 40 - 49 | 50 - 64 | 65+    | Total  |         |
| 1           | 1705322  | 00ge             | Bay-Arenac Behavioral Health            | 1,792   | 1,307   | 1,781   | 2,047   | 2,617  | 3,497  | 13,041  |
| 2           | 4344340  | 00gg             | CMH for Central Michigan                | 1,558   | 1,028   | 1,384   | 1,573   | 2,087  | 2,317  | 9,947   |
| 3           | 1712452  | 00ha             | CMH Services of Muskegon County         | 2,259   | 1,348   | 1,829   | 1,998   | 2,419  | 3,087  | 12,940  |
| 4           | 1708001  | 00bj             | CMHA of Clinton-Eaton-Ingham Counties   | 3,918   | 2,222   | 2,760   | 3,084   | 3,881  | 5,141  | 21,006  |
| 5           | 3119549  | 00gj             | Detroit Wayne County CMH Agency         | 23,134  | 9,119   | 14,984  | 18,065  | 24,844 | 26,528 | 116,674 |
| 6           | 1705233  | 0028             | Genesee County CMH Services             | 4,457   | 2,030   | 3,133   | 3,399   | 3,726  | 3,365  | 20,110  |
| 7           | 3402136  | 00gr             | Kalamazoo CMH Services                  | 2,873   | 1,617   | 2,073   | 2,263   | 2,916  | 3,848  | 15,590  |
| 8           | 1705430  | 00gs             | Kent County CMHA                        | 4,060   | 2,482   | 2,825   | 2,818   | 3,333  | 4,636  | 20,154  |
| 9           | 1712229  | 00gv             | Lifeways                                | 1,651   | 697     | 1,048   | 1,104   | 1,355  | 1,749  | 7,604   |
| 10          | 3396315  | 00gx             | Macomb County CMH Services              | 2,433   | 1,639   | 2,187   | 2,498   | 3,475  | 6,461  | 18,693  |
| 11          | 4476125  | 00hf             | North Country CMH                       | 1,456   | 989     | 1,313   | 1,749   | 2,350  | 3,479  | 11,336  |
| 12          | 1707158  | 00hc             | Northern Lakes CMHA                     | 1,546   | 963     | 1,251   | 1,542   | 2,012  | 2,688  | 10,002  |
| 13          | 1705289  | 0058             | Oakland County CMH Authority            | 3,615   | 1,991   | 3,143   | 3,344   | 4,583  | 9,226  | 25,902  |
| 14          | 1724945  | 00hj             | Pathways CMH                            | 1,359   | 1,239   | 1,355   | 1,726   | 2,498  | 5,031  | 13,208  |
| 15          | 1712541  | 00hq             | Saginaw County CMH Authority            | 2,008   | 1,167   | 1,645   | 1,750   | 1,908  | 2,186  | 10,664  |
| 16          | 1708164  | 00ho             | St. Clair County CMH Services           | 1,411   | 815     | 1,099   | 1,230   | 1,680  | 2,213  | 8,448   |
| 17          | 2920843  | 00hr             | Summit Pointe                           | 3,887   | 1,966   | 2,685   | 3,134   | 4,020  | 5,291  | 20,983  |
| 18          | 1707176  | 00hu             | Washtenaw Community Health Organization | 2,619   | 1,537   | 2,107   | 2,210   | 2,648  | 3,764  | 14,885  |
| 19          |          |                  |   |         |         |         |         |        |        | -       |
| 20          |          |                  |   |         |         |         |         |        |        |         |
|             |          | State Subtotals  | 66,036                                  | 34,156  | 48,602  | 55,534  | 72,352  | 94,507 |        | 371,187 |

Check Values

MA DAB Population by PHP by County by Age Group

3-Dec-2003 00:47

2003-10

MA Capitation DMB Report: 56b2 - qSummary recordcode02 by PHP by County - Pop - DAB

| Provider ID | Agent ID | Provider Name | Co ID                                 | County Name | Eligible Population by Age Group |         |         |         |         |       | Total |        |
|-------------|----------|---------------|---------------------------------------|-------------|----------------------------------|---------|---------|---------|---------|-------|-------|--------|
|             |          |               |                                       |             | 0 - 17                           | 18 - 25 | 26 - 39 | 40 - 49 | 50 - 64 | 65+   |       |        |
| 1           | 4476125  | 00hf          | North Country CMH                     | 01          | Alcona                           | 40      | 35      | 41      | 70      | 121   | 170   | 477    |
| 2           | 1724945  | 00hj          | Pathways CMH                          | 02          | Alger                            | 25      | 20      | 36      | 45      | 82    | 167   | 375    |
| 3           | 3402136  | 00gr          | Kalamazoo CMH Services                | 03          | Allegan                          | 492     | 284     | 359     | 369     | 538   | 866   | 2,908  |
| 4           | 4476125  | 00hf          | North Country CMH                     | 04          | Alpena                           | 137     | 135     | 212     | 274     | 333   | 406   | 1,497  |
| 5           | 4476125  | 00hf          | North Country CMH                     | 05          | Antrim                           | 126     | 63      | 83      | 131     | 148   | 221   | 772    |
| 6           | 1705322  | 00ge          | Bay-Arenac Behavioral Health          | 06          | Arenac                           | 86      | 66      | 85      | 148     | 202   | 269   | 856    |
| 7           | 1724945  | 00hj          | Pathways CMH                          | 07          | Baraga                           | 37      | 29      | 33      | 36      | 74    | 165   | 374    |
| 8           | 2920843  | 00hr          | Summit Pointe                         | 08          | Barry                            | 218     | 163     | 147     | 195     | 265   | 411   | 1,399  |
| 9           | 1705322  | 00ge          | Bay-Arenac Behavioral Health          | 09          | Bay                              | 459     | 381     | 637     | 708     | 843   | 1,088 | 4,116  |
| 10          | 1708001  | 00bj          | CMHA of Clinton-Eaton-Ingham Counties | 10          | Benzie                           | 92      | 55      | 55      | 69      | 123   | 187   | 581    |
| 11          | 2920843  | 00hr          | Summit Pointe                         | 11          | Berrien                          | 1,638   | 685     | 939     | 1,172   | 1,501 | 1,981 | 7,916  |
| 12          | 2920843  | 00hr          | Summit Pointe                         | 12          | Branch                           | 300     | 139     | 201     | 219     | 290   | 449   | 1,598  |
| 13          | 2920843  | 00hr          | Summit Pointe                         | 13          | Calhoun                          | 1,160   | 645     | 981     | 1,042   | 1,247 | 1,477 | 6,552  |
| 14          | 3402136  | 00gr          | Kalamazoo CMH Services                | 14          | Cass                             | 414     | 208     | 253     | 257     | 389   | 503   | 2,024  |
| 15          | 4476125  | 00hf          | North Country CMH                     | 15          | Charlevoix                       | 121     | 65      | 86      | 84      | 141   | 218   | 715    |
| 16          | 4476125  | 00hf          | North Country CMH                     | 16          | Cheboygan                        | 187     | 95      | 135     | 150     | 211   | 340   | 1,118  |
| 17          | 1724945  | 00hj          | Pathways CMH                          | 17          | Chippewa                         | 251     | 137     | 170     | 217     | 291   | 380   | 1,446  |
| 18          | 4344340  | 00gg          | CMH for Central Michigan              | 18          | Clare                            | 213     | 150     | 260     | 331     | 424   | 368   | 1,746  |
| 19          | 1708001  | 00bj          | CMHA of Clinton-Eaton-Ingham Counties | 19          | Clinton                          | 239     | 114     | 185     | 170     | 179   | 260   | 1,147  |
| 20          | 1707158  | 00hc          | Northern Lakes CMHA                   | 20          | Crawford                         | 106     | 56      | 73      | 108     | 117   | 165   | 625    |
| 21          | 1724945  | 00hj          | Pathways CMH                          | 21          | Delta                            | 165     | 179     | 176     | 223     | 305   | 552   | 1,600  |
| 22          | 1724945  | 00hj          | Pathways CMH                          | 22          | Dickinson                        | 122     | 88      | 109     | 151     | 162   | 414   | 1,046  |
| 23          | 1708001  | 00bj          | CMHA of Clinton-Eaton-Ingham Counties | 23          | Eaton                            | 446     | 253     | 308     | 306     | 384   | 601   | 2,298  |
| 24          | 4476125  | 00hf          | North Country CMH                     | 24          | Emmet                            | 107     | 79      | 117     | 129     | 208   | 416   | 1,056  |
| 25          | 1705233  | 0028          | Genesee County CMH Services           | 25          | Genesee                          | 4,457   | 2,030   | 3,133   | 3,399   | 3,726 | 3,365 | 20,110 |
| 26          | 4344340  | 00gg          | CMH for Central Michigan              | 26          | Gladwin                          | 146     | 87      | 155     | 188     | 284   | 326   | 1,186  |
| 27          | 1724945  | 00hj          | Pathways CMH                          | 27          | Gogebic                          | 87      | 78      | 81      | 130     | 132   | 418   | 926    |
| 28          | 1707158  | 00hc          | Northern Lakes CMHA                   | 28          | Grand Traverse                   | 411     | 208     | 300     | 311     | 408   | 634   | 2,272  |
| 29          | 1708001  | 00bj          | CMHA of Clinton-Eaton-Ingham Counties | 29          | Gratiot                          | 195     | 133     | 205     | 217     | 315   | 566   | 1,631  |
| 30          | 1712229  | 00gv          | Lifeways                              | 30          | Hillsdale                        | 328     | 168     | 228     | 245     | 341   | 442   | 1,752  |
| 31          | 1724945  | 00hj          | Pathways CMH                          | 31          | Houghton                         | 99      | 130     | 158     | 193     | 324   | 676   | 1,580  |

MA DAB Population by PHP by County by Age Group

3-Dec-2003 00:47

2003-10

MA Capitation DMB Report: 56b2 - qSummary recordcode02 by PHP by County - Pop - DAB

| Provider ID | Agent ID | Provider Name | Co ID                                   | County Name | Eligible Population by Age Group |         |         |         |         |       | Total |        |
|-------------|----------|---------------|---|-------------|----------------------------------|---------|---------|---------|---------|-------|-------|--------|
|             |          |               |   |             | 0 - 17                           | 18 - 25 | 26 - 39 | 40 - 49 | 50 - 64 | 65+   |       |        |
| 32          | 1705322  | 00ge          | Bay-Arenac Behavioral Health            | 32          | Huron                            | 148     | 140     | 152     | 200     | 317   | 537   | 1,494  |
| 33          | 1708001  | 00bj          | CMHA of Clinton-Eaton-Ingham Counties   | 33          | Ingham                           | 2,200   | 1,146   | 1,325   | 1,540   | 1,825 | 2,224 | 10,260 |
| 34          | 1708001  | 00bj          | CMHA of Clinton-Eaton-Ingham Counties   | 34          | Ionia                            | 294     | 215     | 283     | 268     | 353   | 433   | 1,846  |
| 35          | 4476125  | 00hf          | North Country CMH                       | 35          | Iosco                            | 148     | 100     | 148     | 201     | 264   | 401   | 1,262  |
| 36          | 1724945  | 00hj          | Pathways CMH                            | 36          | Iron                             | 61      | 51      | 57      | 75      | 150   | 388   | 782    |
| 37          | 4344340  | 00gg          | CMH for Central Michigan                | 37          | Isabella                         | 284     | 229     | 289     | 279     | 364   | 392   | 1,837  |
| 38          | 1712229  | 00gv          | Lifeways                                | 38          | Jackson                          | 1,323   | 529     | 820     | 859     | 1,014 | 1,307 | 5,852  |
| 39          | 3402136  | 00gr          | Kalamazoo CMH Services                  | 39          | Kalamazoo                        | 1,554   | 846     | 1,162   | 1,292   | 1,546 | 1,870 | 8,270  |
| 40          | 4476125  | 00hf          | North Country CMH                       | 40          | Kalkaska                         | 134     | 47      | 92      | 97      | 162   | 210   | 742    |
| 41          | 1705430  | 00gs          | Kent County CMHA                        | 41          | Kent                             | 4,060   | 2,482   | 2,825   | 2,818   | 3,333 | 4,636 | 20,154 |
| 42          | 1724945  | 00hj          | Pathways CMH                            | 42          | Keweenaw                         | 12      | 9       | 7       | 13      | 20    | 65    | 126    |
| 43          | 1707158  | 00hc          | North Central CMHSP                     | 43          | Lake                             | 145     | 66      | 105     | 179     | 229   | 243   | 967    |
| 44          | 1708164  | 00ho          | St. Clair County CMH Services           | 44          | Lapeer                           | 244     | 153     | 260     | 249     | 323   | 561   | 1,790  |
| 45          | 1707158  | 00hc          | Northern Lakes CMHA                     | 45          | Leelanau                         | 77      | 33      | 34      | 25      | 57    | 120   | 346    |
| 46          | 1707176  | 00hu          | Washtenaw Community Health Organization | 46          | Lenawee                          | 513     | 294     | 421     | 433     | 569   | 755   | 2,985  |
| 47          | 1707176  | 00hu          | Washtenaw Community Health Organization | 47          | Livingston                       | 335     | 204     | 240     | 219     | 277   | 468   | 1,743  |
| 48          | 1724945  | 00hj          | Pathways CMH                            | 48          | Luce                             | 56      | 41      | 47      | 50      | 90    | 143   | 427    |
| 49          | 1724945  | 00hj          | Pathways CMH                            | 49          | Mackinac                         | 44      | 33      | 33      | 67      | 85    | 148   | 410    |
| 50          | 3396315  | 00gx          | Macomb County CMH Services              | 50          | Macomb                           | 2,433   | 1,639   | 2,187   | 2,498   | 3,475 | 6,461 | 18,693 |
| 51          | 1708001  | 00bj          | CMHA of Clinton-Eaton-Ingham Counties   | 51          | Manistee                         | 111     | 96      | 129     | 158     | 271   | 324   | 1,089  |
| 52          | 1724945  | 00hj          | Pathways CMH                            | 52          | Marquette                        | 243     | 278     | 262     | 311     | 418   | 745   | 2,257  |
| 53          | 1707158  | 00hc          | North Central CMHSP                     | 53          | Mason                            | 174     | 134     | 151     | 162     | 199   | 341   | 1,161  |
| 54          | 4344340  | 00gg          | CMH for Central Michigan                | 54          | Mecosta                          | 267     | 184     | 199     | 229     | 295   | 395   | 1,569  |
| 55          | 1724945  | 00hj          | Pathways CMH                            | 55          | Menominee                        | 94      | 99      | 82      | 104     | 181   | 394   | 954    |
| 56          | 4344340  | 00gg          | CMH for Central Michigan                | 56          | Midland                          | 485     | 258     | 335     | 382     | 485   | 590   | 2,535  |
| 57          | 1707158  | 00hc          | Northern Lakes CMHA                     | 57          | Missaukee                        | 61      | 8       | 4       | 4       | 4     | 6     | 87     |
| 58          | 1707176  | 00hu          | Washtenaw Community Health Organization | 58          | Monroe                           | 633     | 372     | 527     | 568     | 650   | 850   | 3,600  |
| 59          | 1705322  | 00ge          | Bay-Arenac Behavioral Health            | 59          | Montcalm                         | 397     | 245     | 308     | 367     | 447   | 548   | 2,312  |
| 60          | 4476125  | 00hf          | North Country CMH                       | 60          | Montmorency                      | 65      | 43      | 56      | 79      | 124   | 168   | 535    |
| 61          | 1712452  | 00ha          | CMH Services of Muskegon County         | 61          | Muskegon                         | 1,563   | 897     | 1,319   | 1,491   | 1,822 | 1,936 | 9,028  |
| 62          | 1708001  | 00bj          | CMHA of Clinton-Eaton-Ingham Counties   | 62          | Newaygo                          | 341     | 210     | 270     | 356     | 431   | 546   | 2,154  |

MA DAB Population by PHP by County by Age Group

3-Dec-2003 00:47

2003-10

MA Capitation DMB Report: 56b2 - qSummary recordcode02 by PHP by County - Pop - DAB

|    | Provider ID | Agent ID | Provider Name                           | Co ID | County Name  | Eligible Population by Age Group |         |         |         |         |        | Total   |
|----|-------------|----------|---|-------|--------------|----------------------------------|---------|---------|---------|---------|--------|---------|
|    |             |          |   |       |              | 0 - 17                           | 18 - 25 | 26 - 39 | 40 - 49 | 50 - 64 | 65+    |         |
| 63 | 1705289     | 0058     | Oakland County CMH Authority            | 63    | Oakland      | 3,615                            | 1,991   | 3,143   | 3,344   | 4,583   | 9,226  | 25,902  |
| 64 | 1707158     | 00hc     | North Central CMHSP                     | 64    | Oceana       | 155                              | 127     | 139     | 188     | 285     | 314    | 1,208   |
| 65 | 4476125     | 00hf     | North Country CMH                       | 65    | Ogemaw       | 145                              | 124     | 124     | 232     | 278     | 354    | 1,257   |
| 66 | 1724945     | 00hj     | Pathways CMH                            | 66    | Ontonagon    | 34                               | 25      | 38      | 51      | 74      | 177    | 399     |
| 67 | 4344340     | 00gg     | CMH for Central Michigan                | 67    | Osceola      | 163                              | 120     | 146     | 164     | 235     | 246    | 1,074   |
| 68 | 4476125     | 00hf     | North Country CMH                       | 68    | Oscoda       | 63                               | 43      | 50      | 91      | 117     | 146    | 510     |
| 69 | 4476125     | 00hf     | North Country CMH                       | 69    | Otsego       | 120                              | 103     | 108     | 127     | 130     | 200    | 788     |
| 70 | 1712452     | 00ha     | CMH Services of Muskegon County         | 70    | Ottawa       | 696                              | 451     | 510     | 507     | 597     | 1,151  | 3,912   |
| 71 | 4476125     | 00hf     | North Country CMH                       | 71    | Presque Isle | 63                               | 57      | 61      | 84      | 113     | 229    | 607     |
| 72 | 1707158     | 00hc     | Northern Lakes CMHA                     | 72    | Roscommon    | 150                              | 119     | 183     | 226     | 295     | 347    | 1,320   |
| 73 | 1712541     | 00hq     | Saginaw County CMH Authority            | 73    | Saginaw      | 2,008                            | 1,167   | 1,645   | 1,750   | 1,908   | 2,186  | 10,664  |
| 74 | 1708164     | 00ho     | St. Clair County CMH Services           | 74    | St. Clair    | 976                              | 482     | 666     | 748     | 997     | 1,111  | 4,980   |
| 75 | 3402136     | 00gr     | Kalamazoo CMH Services                  | 75    | St. Joseph   | 413                              | 279     | 299     | 345     | 443     | 609    | 2,388   |
| 76 | 1708164     | 00ho     | St. Clair County CMH Services           | 76    | Sanilac      | 191                              | 180     | 173     | 233     | 360     | 541    | 1,678   |
| 77 | 1724945     | 00hj     | Pathways CMH                            | 77    | Schoolcraft  | 29                               | 42      | 66      | 60      | 110     | 199    | 506     |
| 78 | 1705322     | 00ge     | Bay-Arenac Behavioral Health            | 78    | Shiawassee   | 354                              | 232     | 324     | 332     | 417     | 578    | 2,237   |
| 79 | 1705322     | 00ge     | Bay-Arenac Behavioral Health            | 79    | Tuscola      | 348                              | 243     | 275     | 292     | 391     | 477    | 2,026   |
| 80 | 2920843     | 00hr     | Summit Pointe                           | 80    | Van Buren    | 571                              | 334     | 417     | 506     | 717     | 973    | 3,518   |
| 81 | 1707176     | 00hu     | Washtenaw Community Health Organization | 81    | Washtenaw    | 1,138                            | 667     | 919     | 990     | 1,152   | 1,691  | 6,557   |
| 82 | 3119549     | 00gj     | Detroit Wayne County CMH Agency         | 82    | Wayne        | 23,134                           | 9,119   | 14,984  | 18,065  | 24,844  | 26,528 | 116,674 |
| 83 | 1707158     | 00hc     | Northern Lakes CMHA                     | 83    | Wexford      | 267                              | 212     | 262     | 339     | 418     | 518    | 2,016   |
| 84 |             |          |   |       |              |                                  |         |         |         |         |        |         |
| 85 |             |          |   |       |              |                                  |         |         |         |         |        |         |
|    |             |          |   |       |              | 66,036                           | 34,156  | 48,602  | 55,534  | 72,352  | 94,507 | 371,187 |

Check Values

MA TANF Population by PHP by Age Group

3-Dec-2003 00:47

2003-10

MA Capitation DMB Report: 56c2 - qSummary recordcode02 by PHP - Pop - TANF

|             |          |                  | Eligible Population by Age Group        |         |         |         |         |       |       |         |
|-------------|----------|------------------|---|---------|---------|---------|---------|-------|-------|---------|
| Provider ID | Agent ID | Affiliation Name | 0 - 17                                  | 18 - 25 | 26 - 39 | 40 - 49 | 50 - 64 | 65+   | Total |         |
| 1           | 1705322  | 00ge             | Bay-Arenac Behavioral Health            | 23,406  | 3,303   | 3,514   | 1,005   | 141   | 1     | 31,370  |
| 2           | 4344340  | 00gg             | CMH for Central Michigan                | 16,493  | 2,622   | 2,848   | 815     | 136   |       | 22,914  |
| 3           | 1712452  | 00ha             | CMH Services of Muskegon County         | 23,976  | 3,538   | 3,420   | 852     | 125   |       | 31,911  |
| 4           | 1708001  | 00bj             | CMHA of Clinton-Eaton-Ingham Counties   | 35,777  | 5,300   | 5,659   | 1,443   | 257   | 2     | 48,438  |
| 5           | 3119549  | 00gj             | Detroit Wayne County CMH Agency         | 193,879 | 23,857  | 30,264  | 9,173   | 1,991 | 34    | 259,198 |
| 6           | 1705233  | 0028             | Genesee County CMH Services             | 37,919  | 5,622   | 7,064   | 1,878   | 285   | 5     | 52,773  |
| 7           | 3402136  | 00gr             | Kalamazoo CMH Services                  | 27,501  | 4,110   | 4,435   | 1,110   | 208   | 1     | 37,365  |
| 8           | 1705430  | 00gs             | Kent County CMHA                        | 36,814  | 5,308   | 5,780   | 1,395   | 289   | 2     | 49,588  |
| 9           | 1712229  | 00gv             | Lifeways                                | 13,034  | 1,871   | 1,778   | 456     | 101   |       | 17,240  |
| 10          | 3396315  | 00gx             | Macomb County CMH Services              | 29,222  | 3,816   | 4,513   | 1,625   | 432   | 6     | 39,614  |
| 11          | 4476125  | 00hf             | North Country CMH                       | 19,103  | 2,575   | 2,710   | 883     | 117   | 3     | 25,391  |
| 12          | 1707158  | 00hc             | Northern Lakes CMHA                     | 17,864  | 2,456   | 2,818   | 863     | 176   | 2     | 24,179  |
| 13          | 1705289  | 0058             | Oakland County CMH Authority            | 35,322  | 4,133   | 4,962   | 1,680   | 428   | 6     | 46,531  |
| 14          | 1724945  | 00hj             | Pathways CMH                            | 19,045  | 2,677   | 2,772   | 859     | 147   |       | 25,500  |
| 15          | 1712541  | 00hq             | Saginaw County CMH Authority            | 17,638  | 2,446   | 2,928   | 776     | 111   |       | 23,899  |
| 16          | 1708164  | 00ho             | St. Clair County CMH Services           | 16,654  | 2,443   | 2,674   | 809     | 157   | 2     | 22,739  |
| 17          | 2920843  | 00hr             | Summit Pointe                           | 34,894  | 5,234   | 5,594   | 1,531   | 311   | 7     | 47,571  |
| 18          | 1707176  | 00hu             | Washtenaw Community Health Organization | 24,870  | 3,481   | 3,787   | 953     | 182   | 6     | 33,279  |
| 19          |          |                  |   |         |         |         |         |       |       | -       |
| 20          |          |                  |   |         |         |         |         |       |       |         |
|             |          | State Subtotals  | 623,411                                 | 84,792  | 97,520  | 28,106  | 5,594   | 77    |       | 839,500 |

Check Values

MA TANF Population by PHP by County by Age Group

3-Dec-2003 00:47

2003-10

MA Capitation DMB Report: 56d2 - qSummary recordcode02 by PHP by County - Pop - TANF

| Provider ID | Agent ID | Provider Name | Co ID                                 | County Name | Eligible Population by Age Group |         |         |         |         |     | Total |        |
|-------------|----------|---------------|---------------------------------------|-------------|----------------------------------|---------|---------|---------|---------|-----|-------|--------|
|             |          |               |                                       |             | 0 - 17                           | 18 - 25 | 26 - 39 | 40 - 49 | 50 - 64 | 65+ |       |        |
| 1           | 4476125  | 00hf          | North Country CMH                     | 01          | Alcona                           | 685     | 73      | 120     | 42      | 7   |       | 927    |
| 2           | 1724945  | 00hj          | Pathways CMH                          | 02          | Alger                            | 456     | 59      | 61      | 31      | 5   |       | 612    |
| 3           | 3402136  | 00gr          | Kalamazoo CMH Services                | 03          | Allegan                          | 6,200   | 859     | 889     | 227     | 59  |       | 8,234  |
| 4           | 4476125  | 00hf          | North Country CMH                     | 04          | Alpena                           | 2,147   | 347     | 380     | 133     | 16  | 1     | 3,024  |
| 5           | 4476125  | 00hf          | North Country CMH                     | 05          | Antrim                           | 1,535   | 169     | 119     | 31      | 7   |       | 1,861  |
| 6           | 1705322  | 00ge          | Bay-Arenac Behavioral Health          | 06          | Arenac                           | 1,404   | 178     | 166     | 84      | 11  |       | 1,843  |
| 7           | 1724945  | 00hj          | Pathways CMH                          | 07          | Baraga                           | 584     | 67      | 69      | 18      | 6   |       | 744    |
| 8           | 2920843  | 00hr          | Summit Pointe                         | 08          | Barry                            | 2,859   | 395     | 469     | 128     | 20  |       | 3,871  |
| 9           | 1705322  | 00ge          | Bay-Arenac Behavioral Health          | 09          | Bay                              | 7,029   | 1,069   | 1,172   | 291     | 35  |       | 9,596  |
| 10          | 1708001  | 00bj          | CMHA of Clinton-Eaton-Ingham Counties | 10          | Benzie                           | 907     | 118     | 78      | 31      | 4   |       | 1,138  |
| 11          | 2920843  | 00hr          | Summit Pointe                         | 11          | Berrien                          | 12,250  | 1,798   | 2,023   | 514     | 111 | 1     | 16,697 |
| 12          | 2920843  | 00hr          | Summit Pointe                         | 12          | Branch                           | 2,867   | 429     | 437     | 105     | 18  | 1     | 3,857  |
| 13          | 2920843  | 00hr          | Summit Pointe                         | 13          | Calhoun                          | 10,072  | 1,504   | 1,433   | 377     | 68  | 1     | 13,455 |
| 14          | 3402136  | 00gr          | Kalamazoo CMH Services                | 14          | Cass                             | 3,375   | 534     | 630     | 168     | 38  |       | 4,745  |
| 15          | 4476125  | 00hf          | North Country CMH                     | 15          | Charlevoix                       | 1,585   | 174     | 134     | 51      | 7   | 2     | 1,953  |
| 16          | 4476125  | 00hf          | North Country CMH                     | 16          | Cheboygan                        | 2,116   | 279     | 297     | 80      | 10  |       | 2,782  |
| 17          | 1724945  | 00hj          | Pathways CMH                          | 17          | Chippewa                         | 2,621   | 367     | 370     | 108     | 15  |       | 3,481  |
| 18          | 4344340  | 00gg          | CMH for Central Michigan              | 18          | Clare                            | 2,782   | 419     | 497     | 174     | 15  |       | 3,887  |
| 19          | 1708001  | 00bj          | CMHA of Clinton-Eaton-Ingham Counties | 19          | Clinton                          | 2,283   | 327     | 320     | 78      | 12  |       | 3,020  |
| 20          | 1707158  | 00hc          | Northern Lakes CMHA                   | 20          | Crawford                         | 1,109   | 136     | 142     | 49      | 10  |       | 1,446  |
| 21          | 1724945  | 00hj          | Pathways CMH                          | 21          | Delta                            | 2,577   | 355     | 401     | 103     | 24  |       | 3,460  |
| 22          | 1724945  | 00hj          | Pathways CMH                          | 22          | Dickinson                        | 1,556   | 234     | 205     | 70      | 6   |       | 2,071  |
| 23          | 1708001  | 00bj          | CMHA of Clinton-Eaton-Ingham Counties | 23          | Eaton                            | 4,520   | 678     | 692     | 152     | 25  |       | 6,067  |
| 24          | 4476125  | 00hf          | North Country CMH                     | 24          | Emmet                            | 1,940   | 224     | 207     | 46      | 9   |       | 2,426  |
| 25          | 1705233  | 0028          | Genesee County CMH Services           | 25          | Genesee                          | 37,919  | 5,622   | 7,064   | 1,878   | 285 | 5     | 52,773 |
| 26          | 4344340  | 00gg          | CMH for Central Michigan              | 26          | Gladwin                          | 2,016   | 278     | 260     | 96      | 18  |       | 2,668  |
| 27          | 1724945  | 00hj          | Pathways CMH                          | 27          | Gogebic                          | 1,119   | 148     | 146     | 56      | 7   |       | 1,476  |
| 28          | 1707158  | 00hc          | Northern Lakes CMHA                   | 28          | Grand Traverse                   | 3,953   | 466     | 547     | 153     | 35  |       | 5,154  |
| 29          | 1708001  | 00bj          | CMHA of Clinton-Eaton-Ingham Counties | 29          | Gratiot                          | 2,572   | 395     | 390     | 92      | 19  |       | 3,468  |
| 30          | 1712229  | 00gv          | Lifeways                              | 30          | Hillsdale                        | 2,761   | 420     | 390     | 100     | 25  |       | 3,696  |
| 31          | 1724945  | 00hj          | Pathways CMH                          | 31          | Houghton                         | 2,330   | 273     | 282     | 92      | 14  |       | 2,991  |



MA TANF Population by PHP by County by Age Group

3-Dec-2003 00:47

2003-10

MA Capitation DMB Report: 56d2 - qSummary recordcode02 by PHP by County - Pop - TANF

| Provider ID | Agent ID | Provider Name | Co ID                                   | County Name | Eligible Population by Age Group |         |         |         |         |     | Total |        |
|-------------|----------|---------------|---|-------------|----------------------------------|---------|---------|---------|---------|-----|-------|--------|
|             |          |               |   |             | 0 - 17                           | 18 - 25 | 26 - 39 | 40 - 49 | 50 - 64 | 65+ |       |        |
| 32          | 1705322  | 00ge          | Bay-Arenac Behavioral Health            | 32          | Huron                            | 2,468   | 289     | 344     | 116     | 19  | 1     | 3,237  |
| 33          | 1708001  | 00bj          | CMHA of Clinton-Eaton-Ingham Counties   | 33          | Ingham                           | 16,815  | 2,481   | 2,852   | 719     | 134 | 2     | 23,003 |
| 34          | 1708001  | 00bj          | CMHA of Clinton-Eaton-Ingham Counties   | 34          | Ionia                            | 3,536   | 557     | 538     | 123     | 29  |       | 4,783  |
| 35          | 4476125  | 00hf          | North Country CMH                       | 35          | Iosco                            | 2,085   | 297     | 350     | 136     | 15  |       | 2,883  |
| 36          | 1724945  | 00hj          | Pathways CMH                            | 36          | Iron                             | 814     | 115     | 108     | 53      | 7   |       | 1,097  |
| 37          | 4344340  | 00gg          | CMH for Central Michigan                | 37          | Isabella                         | 2,951   | 560     | 539     | 132     | 22  |       | 4,204  |
| 38          | 1712229  | 00gv          | Lifeways                                | 38          | Jackson                          | 10,273  | 1,451   | 1,388   | 356     | 76  |       | 13,544 |
| 39          | 3402136  | 00gr          | Kalamazoo CMH Services                  | 39          | Kalamazoo                        | 13,171  | 1,978   | 2,187   | 522     | 86  |       | 17,944 |
| 40          | 4476125  | 00hf          | North Country CMH                       | 40          | Kalkaska                         | 1,383   | 167     | 185     | 59      | 8   |       | 1,802  |
| 41          | 1705430  | 00gs          | Kent County CMHA                        | 41          | Kent                             | 36,814  | 5,308   | 5,780   | 1,395   | 289 | 2     | 49,588 |
| 42          | 1724945  | 00hj          | Pathways CMH                            | 42          | Keweenaw                         | 133     | 7       | 16      | 5       | 1   |       | 162    |
| 43          | 1707158  | 00hc          | North Central CMHSP                     | 43          | Lake                             | 1,020   | 134     | 170     | 44      | 7   |       | 1,375  |
| 44          | 1708164  | 00ho          | St. Clair County CMH Services           | 44          | Lapeer                           | 4,216   | 551     | 546     | 164     | 35  |       | 5,512  |
| 45          | 1707158  | 00hc          | Northern Lakes CMHA                     | 45          | Leelanau                         | 786     | 91      | 125     | 47      | 10  | 1     | 1,060  |
| 46          | 1707176  | 00hu          | Washtenaw Community Health Organization | 46          | Lenawee                          | 5,393   | 784     | 768     | 206     | 42  | 1     | 7,194  |
| 47          | 1707176  | 00hu          | Washtenaw Community Health Organization | 47          | Livingston                       | 3,284   | 420     | 456     | 150     | 15  |       | 4,325  |
| 48          | 1724945  | 00hj          | Pathways CMH                            | 48          | Luce                             | 499     | 69      | 90      | 18      | 8   |       | 684    |
| 49          | 1724945  | 00hj          | Pathways CMH                            | 49          | Mackinac                         | 730     | 83      | 83      | 32      | 6   |       | 934    |
| 50          | 3396315  | 00gx          | Macomb County CMH Services              | 50          | Macomb                           | 29,222  | 3,816   | 4,513   | 1,625   | 432 | 6     | 39,614 |
| 51          | 1708001  | 00bj          | CMHA of Clinton-Eaton-Ingham Counties   | 51          | Manistee                         | 1,583   | 212     | 260     | 73      | 9   |       | 2,137  |
| 52          | 1724945  | 00hj          | Pathways CMH                            | 52          | Marquette                        | 3,045   | 527     | 564     | 157     | 27  |       | 4,320  |
| 53          | 1707158  | 00hc          | North Central CMHSP                     | 53          | Mason                            | 2,174   | 320     | 342     | 113     | 14  |       | 2,963  |
| 54          | 4344340  | 00gg          | CMH for Central Michigan                | 54          | Mecosta                          | 2,858   | 493     | 549     | 131     | 26  |       | 4,057  |
| 55          | 1724945  | 00hj          | Pathways CMH                            | 55          | Menominee                        | 1,475   | 220     | 213     | 68      | 11  |       | 1,987  |
| 56          | 4344340  | 00gg          | CMH for Central Michigan                | 56          | Midland                          | 4,022   | 590     | 684     | 184     | 35  |       | 5,515  |
| 57          | 1707158  | 00hc          | Northern Lakes CMHA                     | 57          | Missaukee                        | 107     | 23      | 26      | 3       |     |       | 159    |
| 58          | 1707176  | 00hu          | Washtenaw Community Health Organization | 58          | Monroe                           | 6,377   | 835     | 995     | 215     | 34  |       | 8,456  |
| 59          | 1705322  | 00ge          | Bay-Arenac Behavioral Health            | 59          | Montcalm                         | 4,299   | 594     | 559     | 169     | 21  |       | 5,642  |
| 60          | 4476125  | 00hf          | North Country CMH                       | 60          | Montmorency                      | 718     | 129     | 117     | 48      | 8   |       | 1,020  |
| 61          | 1712452  | 00ha          | CMH Services of Muskegon County         | 61          | Muskegon                         | 14,699  | 2,357   | 2,305   | 611     | 72  |       | 20,044 |
| 62          | 1708001  | 00bj          | CMHA of Clinton-Eaton-Ingham Counties   | 62          | Newaygo                          | 3,561   | 532     | 529     | 175     | 25  |       | 4,822  |



MA TANF Population by PHP by County by Age Group

3-Dec-2003 00:47

2003-10

MA Capitation DMB Report: 56d2 - qSummary recordcode02 by PHP by County - Pop - TANF

| Provider ID | Agent ID | Provider Name | Co ID                                   | County Name | Eligible Population by Age Group |         |         |         |         |       | Total |         |
|-------------|----------|---------------|---|-------------|----------------------------------|---------|---------|---------|---------|-------|-------|---------|
|             |          |               |   |             | 0 - 17                           | 18 - 25 | 26 - 39 | 40 - 49 | 50 - 64 | 65+   |       |         |
| 63          | 1705289  | 0058          | Oakland County CMH Authority            | 63          | Oakland                          | 35,322  | 4,133   | 4,962   | 1,680   | 428   | 6     | 46,531  |
| 64          | 1707158  | 00hc          | North Central CMHSP                     | 64          | Oceana                           | 3,140   | 453     | 532     | 177     | 48    | 1     | 4,351   |
| 65          | 4476125  | 00hf          | North Country CMH                       | 65          | Ogemaw                           | 1,752   | 291     | 337     | 106     | 11    |       | 2,497   |
| 66          | 1724945  | 00hj          | Pathways CMH                            | 66          | Ontonagon                        | 412     | 62      | 68      | 20      | 5     |       | 567     |
| 67          | 4344340  | 00gg          | CMH for Central Michigan                | 67          | Osceola                          | 1,864   | 282     | 319     | 98      | 20    |       | 2,583   |
| 68          | 4476125  | 00hf          | North Country CMH                       | 68          | Oscoda                           | 703     | 96      | 118     | 38      | 8     |       | 963     |
| 69          | 4476125  | 00hf          | North Country CMH                       | 69          | Otsego                           | 1,748   | 238     | 265     | 85      | 7     |       | 2,343   |
| 70          | 1712452  | 00ha          | CMH Services of Muskegon County         | 70          | Ottawa                           | 9,277   | 1,181   | 1,115   | 241     | 53    |       | 11,867  |
| 71          | 4476125  | 00hf          | North Country CMH                       | 71          | Presque Isle                     | 706     | 91      | 81      | 28      | 4     |       | 910     |
| 72          | 1707158  | 00hc          | Northern Lakes CMHA                     | 72          | Roscommon                        | 1,926   | 284     | 396     | 146     | 23    |       | 2,775   |
| 73          | 1712541  | 00hq          | Saginaw County CMH Authority            | 73          | Saginaw                          | 17,638  | 2,446   | 2,928   | 776     | 111   |       | 23,899  |
| 74          | 1708164  | 00ho          | St. Clair County CMH Services           | 74          | St. Clair                        | 9,254   | 1,472   | 1,634   | 492     | 92    |       | 12,944  |
| 75          | 3402136  | 00gr          | Kalamazoo CMH Services                  | 75          | St. Joseph                       | 4,755   | 739     | 729     | 193     | 25    | 1     | 6,442   |
| 76          | 1708164  | 00ho          | St. Clair County CMH Services           | 76          | Sanilac                          | 3,184   | 420     | 494     | 153     | 30    | 2     | 4,283   |
| 77          | 1724945  | 00hj          | Pathways CMH                            | 77          | Schoolcraft                      | 694     | 91      | 96      | 28      | 5     |       | 914     |
| 78          | 1705322  | 00ge          | Bay-Arenac Behavioral Health            | 78          | Shiawassee                       | 4,325   | 654     | 708     | 176     | 26    |       | 5,889   |
| 79          | 1705322  | 00ge          | Bay-Arenac Behavioral Health            | 79          | Tuscola                          | 3,881   | 519     | 565     | 169     | 29    |       | 5,163   |
| 80          | 2920843  | 00hr          | Summit Pointe                           | 80          | Van Buren                        | 6,846   | 1,108   | 1,232   | 407     | 94    | 4     | 9,691   |
| 81          | 1707176  | 00hu          | Washtenaw Community Health Organization | 81          | Washtenaw                        | 9,816   | 1,442   | 1,568   | 382     | 91    | 5     | 13,304  |
| 82          | 3119549  | 00gj          | Detroit Wayne County CMH Agency         | 82          | Wayne                            | 193,879 | 23,857  | 30,264  | 9,173   | 1,991 | 34    | 259,198 |
| 83          | 1707158  | 00hc          | Northern Lakes CMHA                     | 83          | Wexford                          | 3,649   | 549     | 538     | 131     | 29    |       | 4,896   |
| 84          |          |               |   |             |                                  |         |         |         |         |       |       |         |
| 85          |          |               |   |             |                                  |         |         |         |         |       |       |         |
|             |          |               |   |             |                                  | 623,411 | 84,792  | 97,520  | 28,106  | 5,594 | 77    | 839,500 |

Check Values

MA DD Population by PHP by Age Group

3-Dec-2003 00:47

2003-10

MA Capitation DMB Report: 56e2 - qSummary recordcode02 by PHP - Pop - DD

|             |          |                  | Eligible Population by Age Group        |         |         |         |         |        |       |         |
|-------------|----------|------------------|---|---------|---------|---------|---------|--------|-------|---------|
| Provider ID | Agent ID | Affiliation Name | 0 - 17                                  | 18 - 25 | 26 - 39 | 40 - 49 | 50 - 64 | 65+    | Total |         |
| 1           | 1705322  | 00ge             | Bay-Arenac Behavioral Health            | 996     | 761     | 1,763   | 2,031   | 2,596  | 684   | 8,831   |
| 2           | 4344340  | 00gg             | CMH for Central Michigan                | 782     | 612     | 1,375   | 1,556   | 2,075  | 518   | 6,918   |
| 3           | 1712452  | 00ha             | CMH Services of Muskegon County         | 1,137   | 813     | 1,815   | 1,982   | 2,396  | 580   | 8,723   |
| 4           | 1708001  | 00bj             | CMHA of Clinton-Eaton-Ingham Counties   | 1,753   | 1,286   | 2,725   | 3,040   | 3,834  | 1,070 | 13,708  |
| 5           | 3119549  | 00gj             | Detroit Wayne County CMH Agency         | 12,479  | 6,253   | 14,857  | 17,906  | 24,654 | 8,403 | 84,552  |
| 6           | 1705233  | 0028             | Genesee County CMH Services             | 2,567   | 1,290   | 3,104   | 3,370   | 3,688  | 1,058 | 15,077  |
| 7           | 3402136  | 00gr             | Kalamazoo CMH Services                  | 1,306   | 915     | 2,045   | 2,243   | 2,894  | 818   | 10,221  |
| 8           | 1705430  | 00gs             | Kent County CMHA                        | 2,276   | 1,538   | 2,802   | 2,788   | 3,297  | 1,019 | 13,720  |
| 9           | 1712229  | 00gv             | Lifeways                                | 821     | 482     | 1,042   | 1,096   | 1,339  | 410   | 5,190   |
| 10          | 3396315  | 00gx             | Macomb County CMH Services              | 1,173   | 963     | 2,166   | 2,473   | 3,451  | 1,255 | 11,481  |
| 11          | 4476125  | 00hf             | North Country CMH                       | 722     | 527     | 1,292   | 1,722   | 2,329  | 607   | 7,199   |
| 12          | 1707158  | 00hc             | Northern Lakes CMHA                     | 724     | 535     | 1,223   | 1,523   | 1,993  | 513   | 6,511   |
| 13          | 1705289  | 0058             | Oakland County CMH Authority            | 1,583   | 1,323   | 3,107   | 3,307   | 4,550  | 1,831 | 15,701  |
| 14          | 1724945  | 00hj             | Pathways CMH                            | 678     | 588     | 1,330   | 1,712   | 2,484  | 789   | 7,581   |
| 15          | 1712541  | 00hq             | Saginaw County CMH Authority            | 1,326   | 782     | 1,635   | 1,743   | 1,897  | 632   | 8,015   |
| 16          | 1708164  | 00ho             | St. Clair County CMH Services           | 570     | 468     | 1,084   | 1,222   | 1,669  | 424   | 5,437   |
| 17          | 2920843  | 00hr             | Summit Pointe                           | 2,020   | 1,308   | 2,648   | 3,103   | 3,979  | 1,248 | 14,306  |
| 18          | 1707176  | 00hu             | Washtenaw Community Health Organization | 1,274   | 988     | 2,074   | 2,183   | 2,624  | 792   | 9,935   |
| 19          |          |                  |   |         |         |         |         |        |       | -       |
| 20          |          |                  |   |         |         |         |         |        |       |         |
|             |          | State Subtotals  | 34,187                                  | 21,432  | 48,087  | 55,000  | 71,749  | 22,651 |       | 253,106 |

Check Values

MA DD Population by PHP by County by Age Group

3-Dec-2003 00:47

2003-10

MA Capitation DMB Report: 56f2 - qSummary recordcode02 by PHP by County - Pop - DD

| Provider ID | Agent ID | Provider Name | Co ID                                 | County Name | Eligible Population by Age Group |         |         |         |         |       | Total |        |
|-------------|----------|---------------|---------------------------------------|-------------|----------------------------------|---------|---------|---------|---------|-------|-------|--------|
|             |          |               |                                       |             | 0 - 17                           | 18 - 25 | 26 - 39 | 40 - 49 | 50 - 64 | 65+   |       |        |
| 1           | 4476125  | 00hf          | North Country CMH                     | 01          | Alcona                           | 34      | 13      | 40      | 70      | 121   | 40    | 318    |
| 2           | 1724945  | 00hj          | Pathways CMH                          | 02          | Alger                            | 15      | 4       | 36      | 44      | 81    | 31    | 211    |
| 3           | 3402136  | 00gr          | Kalamazoo CMH Services                | 03          | Allegan                          | 216     | 171     | 359     | 366     | 532   | 150   | 1,794  |
| 4           | 4476125  | 00hf          | North Country CMH                     | 04          | Alpena                           | 84      | 85      | 210     | 271     | 329   | 74    | 1,053  |
| 5           | 4476125  | 00hf          | North Country CMH                     | 05          | Antrim                           | 50      | 45      | 81      | 126     | 145   | 26    | 473    |
| 6           | 1705322  | 00ge          | Bay-Arenac Behavioral Health          | 06          | Arenac                           | 52      | 32      | 84      | 148     | 198   | 51    | 565    |
| 7           | 1724945  | 00hj          | Pathways CMH                          | 07          | Baraga                           | 13      | 11      | 31      | 36      | 74    | 33    | 198    |
| 8           | 2920843  | 00hr          | Summit Pointe                         | 08          | Barry                            | 97      | 89      | 144     | 191     | 258   | 56    | 835    |
| 9           | 1705322  | 00ge          | Bay-Arenac Behavioral Health          | 09          | Bay                              | 293     | 237     | 630     | 705     | 838   | 229   | 2,932  |
| 10          | 1708001  | 00bj          | CMHA of Clinton-Eaton-Ingham Counties | 10          | Benzie                           | 43      | 30      | 53      | 68      | 122   | 43    | 359    |
| 11          | 2920843  | 00hr          | Summit Pointe                         | 11          | Berrien                          | 922     | 485     | 925     | 1,161   | 1,489 | 492   | 5,474  |
| 12          | 2920843  | 00hr          | Summit Pointe                         | 12          | Branch                           | 120     | 80      | 198     | 217     | 287   | 96    | 998    |
| 13          | 2920843  | 00hr          | Summit Pointe                         | 13          | Calhoun                          | 618     | 453     | 972     | 1,030   | 1,229 | 378   | 4,680  |
| 14          | 3402136  | 00gr          | Kalamazoo CMH Services                | 14          | Cass                             | 153     | 109     | 252     | 254     | 385   | 91    | 1,244  |
| 15          | 4476125  | 00hf          | North Country CMH                     | 15          | Charlevoix                       | 49      | 33      | 86      | 82      | 140   | 35    | 425    |
| 16          | 4476125  | 00hf          | North Country CMH                     | 16          | Cheboygan                        | 82      | 42      | 132     | 148     | 208   | 59    | 671    |
| 17          | 1724945  | 00hj          | Pathways CMH                          | 17          | Chippewa                         | 95      | 68      | 168     | 217     | 290   | 87    | 925    |
| 18          | 4344340  | 00gg          | CMH for Central Michigan              | 18          | Clare                            | 132     | 88      | 260     | 329     | 422   | 94    | 1,325  |
| 19          | 1708001  | 00bj          | CMHA of Clinton-Eaton-Ingham Counties | 19          | Clinton                          | 100     | 74      | 183     | 169     | 177   | 35    | 738    |
| 20          | 1707158  | 00hc          | Northern Lakes CMHA                   | 20          | Crawford                         | 61      | 31      | 73      | 107     | 114   | 38    | 424    |
| 21          | 1724945  | 00hj          | Pathways CMH                          | 21          | Delta                            | 94      | 97      | 172     | 219     | 303   | 86    | 971    |
| 22          | 1724945  | 00hj          | Pathways CMH                          | 22          | Dickinson                        | 66      | 47      | 106     | 150     | 162   | 42    | 573    |
| 23          | 1708001  | 00bj          | CMHA of Clinton-Eaton-Ingham Counties | 23          | Eaton                            | 231     | 149     | 303     | 299     | 380   | 86    | 1,448  |
| 24          | 4476125  | 00hf          | North Country CMH                     | 24          | Emmet                            | 56      | 38      | 116     | 128     | 208   | 60    | 606    |
| 25          | 1705233  | 0028          | Genesee County CMH Services           | 25          | Genesee                          | 2,567   | 1,290   | 3,104   | 3,370   | 3,688 | 1,058 | 15,077 |
| 26          | 4344340  | 00gg          | CMH for Central Michigan              | 26          | Gladwin                          | 72      | 47      | 154     | 185     | 284   | 65    | 807    |
| 27          | 1724945  | 00hj          | Pathways CMH                          | 27          | Gogebic                          | 50      | 35      | 80      | 129     | 132   | 56    | 482    |
| 28          | 1707158  | 00hc          | Northern Lakes CMHA                   | 28          | Grand Traverse                   | 173     | 111     | 291     | 305     | 406   | 111   | 1,397  |
| 29          | 1708001  | 00bj          | CMHA of Clinton-Eaton-Ingham Counties | 29          | Gratiot                          | 116     | 80      | 201     | 215     | 313   | 101   | 1,026  |
| 30          | 1712229  | 00gv          | Lifeways                              | 30          | Hillsdale                        | 176     | 118     | 226     | 243     | 338   | 104   | 1,205  |
| 31          | 1724945  | 00hj          | Pathways CMH                          | 31          | Houghton                         | 68      | 67      | 157     | 191     | 321   | 116   | 920    |

MA DD Population by PHP by County by Age Group

3-Dec-2003 00:47

2003-10

MA Capitation DMB Report: 56f2 - qSummary recordcode02 by PHP by County - Pop - DD

| Provider ID | Agent ID | Provider Name | Co ID                                   | County Name | Eligible Population by Age Group |         |         |         |         |       | Total |        |
|-------------|----------|---------------|---|-------------|----------------------------------|---------|---------|---------|---------|-------|-------|--------|
|             |          |               |   |             | 0 - 17                           | 18 - 25 | 26 - 39 | 40 - 49 | 50 - 64 | 65+   |       |        |
| 32          | 1705322  | 00ge          | Bay-Arenac Behavioral Health            | 32          | Huron                            | 71      | 70      | 150     | 197     | 316   | 100   | 904    |
| 33          | 1708001  | 00bj          | CMHA of Clinton-Eaton-Ingham Counties   | 33          | Ingham                           | 922     | 660     | 1,310   | 1,516   | 1,798 | 536   | 6,742  |
| 34          | 1708001  | 00bj          | CMHA of Clinton-Eaton-Ingham Counties   | 34          | Ionia                            | 126     | 122     | 282     | 265     | 351   | 95    | 1,241  |
| 35          | 4476125  | 00hf          | North Country CMH                       | 35          | Iosco                            | 82      | 56      | 147     | 198     | 262   | 64    | 809    |
| 36          | 1724945  | 00hj          | Pathways CMH                            | 36          | Iron                             | 40      | 25      | 57      | 75      | 150   | 44    | 391    |
| 37          | 4344340  | 00gg          | CMH for Central Michigan                | 37          | Isabella                         | 177     | 141     | 285     | 277     | 363   | 95    | 1,338  |
| 38          | 1712229  | 00gv          | Lifeways                                | 38          | Jackson                          | 645     | 364     | 816     | 853     | 1,001 | 306   | 3,985  |
| 39          | 3402136  | 00gr          | Kalamazoo CMH Services                  | 39          | Kalamazoo                        | 785     | 508     | 1,138   | 1,283   | 1,535 | 449   | 5,698  |
| 40          | 4476125  | 00hf          | North Country CMH                       | 40          | Kalkaska                         | 59      | 27      | 91      | 96      | 162   | 52    | 487    |
| 41          | 1705430  | 00gs          | Kent County CMHA                        | 41          | Kent                             | 2,276   | 1,538   | 2,802   | 2,788   | 3,297 | 1,019 | 13,720 |
| 42          | 1724945  | 00hj          | Pathways CMH                            | 42          | Keweenaw                         | 6       | 2       | 7       | 13      | 19    | 9     | 56     |
| 43          | 1707158  | 00hc          | North Central CMHSP                     | 43          | Lake                             | 75      | 42      | 104     | 177     | 226   | 57    | 681    |
| 44          | 1708164  | 00ho          | St. Clair County CMH Services           | 44          | Lapeer                           | 99      | 92      | 258     | 249     | 321   | 119   | 1,138  |
| 45          | 1707158  | 00hc          | Northern Lakes CMHA                     | 45          | Leelanau                         | 24      | 17      | 31      | 25      | 55    | 14    | 166    |
| 46          | 1707176  | 00hu          | Washtenaw Community Health Organization | 46          | Lenawee                          | 263     | 179     | 415     | 428     | 563   | 152   | 2,000  |
| 47          | 1707176  | 00hu          | Washtenaw Community Health Organization | 47          | Livingston                       | 108     | 142     | 235     | 217     | 274   | 71    | 1,047  |
| 48          | 1724945  | 00hj          | Pathways CMH                            | 48          | Luce                             | 23      | 21      | 46      | 50      | 90    | 39    | 269    |
| 49          | 1724945  | 00hj          | Pathways CMH                            | 49          | Mackinac                         | 21      | 13      | 33      | 67      | 84    | 21    | 239    |
| 50          | 3396315  | 00gx          | Macomb County CMH Services              | 50          | Macomb                           | 1,173   | 963     | 2,166   | 2,473   | 3,451 | 1,255 | 11,481 |
| 51          | 1708001  | 00bj          | CMHA of Clinton-Eaton-Ingham Counties   | 51          | Manistee                         | 61      | 54      | 126     | 156     | 268   | 54    | 719    |
| 52          | 1724945  | 00hj          | Pathways CMH                            | 52          | Marquette                        | 100     | 127     | 255     | 306     | 416   | 97    | 1,301  |
| 53          | 1707158  | 00hc          | North Central CMHSP                     | 53          | Mason                            | 86      | 79      | 147     | 160     | 198   | 57    | 727    |
| 54          | 4344340  | 00gg          | CMH for Central Michigan                | 54          | Mecosta                          | 168     | 104     | 198     | 226     | 293   | 88    | 1,077  |
| 55          | 1724945  | 00hj          | Pathways CMH                            | 55          | Menominee                        | 51      | 40      | 80      | 104     | 180   | 65    | 520    |
| 56          | 4344340  | 00gg          | CMH for Central Michigan                | 56          | Midland                          | 163     | 154     | 332     | 378     | 478   | 98    | 1,603  |
| 57          | 1707158  | 00hc          | Northern Lakes CMHA                     | 57          | Missaukee                        | 6       | 5       | 3       | 3       | 3     |       | 20     |
| 58          | 1707176  | 00hu          | Washtenaw Community Health Organization | 58          | Monroe                           | 361     | 243     | 521     | 561     | 645   | 178   | 2,509  |
| 59          | 1705322  | 00ge          | Bay-Arenac Behavioral Health            | 59          | Montcalm                         | 231     | 136     | 304     | 365     | 443   | 108   | 1,587  |
| 60          | 4476125  | 00hf          | North Country CMH                       | 60          | Montmorency                      | 31      | 20      | 56      | 78      | 123   | 42    | 350    |
| 61          | 1712452  | 00ha          | CMH Services of Muskegon County         | 61          | Muskegon                         | 847     | 504     | 1,309   | 1,477   | 1,803 | 439   | 6,379  |
| 62          | 1708001  | 00bj          | CMHA of Clinton-Eaton-Ingham Counties   | 62          | Newaygo                          | 154     | 117     | 267     | 352     | 425   | 120   | 1,435  |

MA DD Population by PHP by County by Age Group

3-Dec-2003 00:47

2003-10

MA Capitation DMB Report: 56f2 - qSummary recordcode02 by PHP by County - Pop - DD

|    | Provider ID | Agent ID | Provider Name                           | Co ID | County Name  | Eligible Population by Age Group |         |         |         |         |        | Total   |
|----|-------------|----------|---|-------|--------------|----------------------------------|---------|---------|---------|---------|--------|---------|
|    |             |          |   |       |              | 0 - 17                           | 18 - 25 | 26 - 39 | 40 - 49 | 50 - 64 | 65+    |         |
| 63 | 1705289     | 0058     | Oakland County CMH Authority            | 63    | Oakland      | 1,583                            | 1,323   | 3,107   | 3,307   | 4,550   | 1,831  | 15,701  |
| 64 | 1707158     | 00hc     | North Central CMHSP                     | 64    | Oceana       | 87                               | 70      | 137     | 186     | 284     | 81     | 845     |
| 65 | 4476125     | 00hf     | North Country CMH                       | 65    | Ogemaw       | 62                               | 72      | 123     | 229     | 276     | 67     | 829     |
| 66 | 1724945     | 00hj     | Pathways CMH                            | 66    | Ontonagon    | 20                               | 12      | 37      | 51      | 74      | 35     | 229     |
| 67 | 4344340     | 00gg     | CMH for Central Michigan                | 67    | Osceola      | 70                               | 78      | 146     | 161     | 235     | 78     | 768     |
| 68 | 4476125     | 00hf     | North Country CMH                       | 68    | Oscoda       | 31                               | 15      | 48      | 91      | 117     | 24     | 326     |
| 69 | 4476125     | 00hf     | North Country CMH                       | 69    | Otsego       | 68                               | 55      | 102     | 122     | 125     | 37     | 509     |
| 70 | 1712452     | 00ha     | CMH Services of Muskegon County         | 70    | Ottawa       | 290                              | 309     | 506     | 505     | 593     | 141    | 2,344   |
| 71 | 4476125     | 00hf     | North Country CMH                       | 71    | Presque Isle | 34                               | 26      | 60      | 83      | 113     | 27     | 343     |
| 72 | 1707158     | 00hc     | Northern Lakes CMHA                     | 72    | Roscommon    | 82                               | 57      | 181     | 224     | 291     | 66     | 901     |
| 73 | 1712541     | 00hq     | Saginaw County CMH Authority            | 73    | Saginaw      | 1,326                            | 782     | 1,635   | 1,743   | 1,897   | 632    | 8,015   |
| 74 | 1708164     | 00ho     | St. Clair County CMH Services           | 74    | St. Clair    | 367                              | 294     | 659     | 740     | 988     | 209    | 3,257   |
| 75 | 3402136     | 00gr     | Kalamazoo CMH Services                  | 75    | St. Joseph   | 152                              | 127     | 296     | 340     | 442     | 128    | 1,485   |
| 76 | 1708164     | 00ho     | St. Clair County CMH Services           | 76    | Sanilac      | 104                              | 82      | 167     | 233     | 360     | 96     | 1,042   |
| 77 | 1724945     | 00hj     | Pathways CMH                            | 77    | Schoolcraft  | 16                               | 19      | 65      | 60      | 108     | 28     | 296     |
| 78 | 1705322     | 00ge     | Bay-Arenac Behavioral Health            | 78    | Shiawassee   | 194                              | 132     | 322     | 328     | 410     | 104    | 1,490   |
| 79 | 1705322     | 00ge     | Bay-Arenac Behavioral Health            | 79    | Tuscola      | 155                              | 154     | 273     | 288     | 391     | 92     | 1,353   |
| 80 | 2920843     | 00hr     | Summit Pointe                           | 80    | Van Buren    | 263                              | 201     | 409     | 504     | 716     | 226    | 2,319   |
| 81 | 1707176     | 00hu     | Washtenaw Community Health Organization | 81    | Washtenaw    | 542                              | 424     | 903     | 977     | 1,142   | 391    | 4,379   |
| 82 | 3119549     | 00gj     | Detroit Wayne County CMH Agency         | 82    | Wayne        | 12,479                           | 6,253   | 14,857  | 17,906  | 24,654  | 8,403  | 84,552  |
| 83 | 1707158     | 00hc     | Northern Lakes CMHA                     | 83    | Wexford      | 130                              | 123     | 256     | 336     | 416     | 89     | 1,350   |
| 84 |             |          |   |       |              |                                  |         |         |         |         |        |         |
| 85 |             |          |   |       |              |                                  |         |         |         |         |        |         |
|    |             |          |   |       |              | 34,187                           | 21,432  | 48,087  | 55,000  | 71,749  | 22,651 | 253,106 |

Check Values

MA Spend Down Population by PHP by Age Group

3-Dec-2003 00:47

2003-10

MA Capitation DMB Report: 56g2 - Summary recordcode02 by PHP - Pop - Spend Down

|             |          |                  | Eligible Population by Age Group        |         |         |         |         |       |        |        |
|-------------|----------|------------------|---|---------|---------|---------|---------|-------|--------|--------|
| Provider ID | Agent ID | Affiliation Name | 0 - 17                                  | 18 - 25 | 26 - 39 | 40 - 49 | 50 - 64 | 65+   | Total  |        |
| 1           | 1705322  | 00ge             | Bay-Arenac Behavioral Health            | 121     | 451     | 1,189   | 547     | 270   | 146    | 2,724  |
| 2           | 4344340  | 00gg             | CMH for Central Michigan                | 220     | 399     | 1,075   | 467     | 276   | 148    | 2,585  |
| 3           | 1712452  | 00ha             | CMH Services of Muskegon County         | 24      | 220     | 469     | 302     | 217   | 148    | 1,380  |
| 4           | 1708001  | 00bj             | CMHA of Clinton-Eaton-Ingham Counties   | 372     | 660     | 1,557   | 792     | 441   | 271    | 4,093  |
| 5           | 3119549  | 00gj             | Detroit Wayne County CMH Agency         | 400     | 1,321   | 3,997   | 2,196   | 1,693 | 1,382  | 10,989 |
| 6           | 1705233  | 0028             | Genesee County CMH Services             | 115     | 435     | 1,151   | 528     | 270   | 135    | 2,634  |
| 7           | 3402136  | 00gr             | Kalamazoo CMH Services                  | 109     | 472     | 1,165   | 580     | 400   | 257    | 2,983  |
| 8           | 1705430  | 00gs             | Kent County CMHA                        | 19      | 295     | 594     | 365     | 361   | 264    | 1,898  |
| 9           | 1712229  | 00gv             | Lifeways                                | 27      | 176     | 461     | 205     | 135   | 76     | 1,080  |
| 10          | 3396315  | 00gx             | Macomb County CMH Services              | 148     | 517     | 1,564   | 977     | 548   | 215    | 3,969  |
| 11          | 4476125  | 00hf             | North Country CMH                       | 246     | 604     | 1,573   | 935     | 353   | 209    | 3,920  |
| 12          | 1707158  | 00hc             | Northern Lakes CMHA                     | 157     | 471     | 1,214   | 628     | 332   | 204    | 3,006  |
| 13          | 1705289  | 0058             | Oakland County CMH Authority            | 229     | 560     | 1,564   | 970     | 635   | 303    | 4,261  |
| 14          | 1724945  | 00hj             | Pathways CMH                            | 198     | 574     | 1,320   | 769     | 400   | 214    | 3,475  |
| 15          | 1712541  | 00hq             | Saginaw County CMH Authority            | 4       | 114     | 291     | 147     | 122   | 86     | 764    |
| 16          | 1708164  | 00ho             | St. Clair County CMH Services           | 24      | 306     | 766     | 412     | 230   | 115    | 1,853  |
| 17          | 2920843  | 00hr             | Summit Pointe                           | 237     | 582     | 1,506   | 746     | 554   | 249    | 3,874  |
| 18          | 1707176  | 00hu             | Washtenaw Community Health Organization | 287     | 501     | 1,098   | 606     | 361   | 160    | 3,013  |
| 19          |          |                  |   |         |         |         |         |       |        |        |
| 20          |          |                  |   |         |         |         |         |       |        |        |
|             |          | State Subtotals  | 2,937                                   | 8,658   | 22,554  | 12,172  | 7,598   | 4,582 | 58,501 |        |

Check Values

MA Spend Down Population by PHP by County by Age Group

3-Dec-2003 00:47

2003-10

MA Capitation DMB Report: 56h2 - qSummary recordcode02 by PHP by County - Pop - Spend Down

| Provider ID | Agent ID | Provider Name | Co ID                                 | County Name | Enrolled Population by Age Group |         |         |         |         |     | Total |       |
|-------------|----------|---------------|---------------------------------------|-------------|----------------------------------|---------|---------|---------|---------|-----|-------|-------|
|             |          |               |                                       |             | 0 - 17                           | 18 - 25 | 26 - 39 | 40 - 49 | 50 - 64 | 65+ |       |       |
| 1           | 4476125  | 00hf          | North Country CMH                     | 01          | Alcona                           | 32      | 25      | 47      | 37      | 20  | 8     | 169   |
| 2           | 1724945  | 00hj          | Pathways CMH                          | 02          | Alger                            | 19      | 20      | 48      | 23      | 9   | 7     | 126   |
| 3           | 3402136  | 00gr          | Kalamazoo CMH Services                | 03          | Allegan                          | 8       | 84      | 185     | 124     | 60  | 42    | 503   |
| 4           | 4476125  | 00hf          | North Country CMH                     | 04          | Alpena                           | 59      | 83      | 233     | 153     | 36  | 26    | 590   |
| 5           | 4476125  | 00hf          | North Country CMH                     | 05          | Antrim                           | 4       | 38      | 114     | 58      | 26  | 11    | 251   |
| 6           | 1705322  | 00ge          | Bay-Arenac Behavioral Health          | 06          | Arenac                           | 2       | 26      | 91      | 47      | 20  | 14    | 200   |
| 7           | 1724945  | 00hj          | Pathways CMH                          | 07          | Baraga                           |         | 12      | 28      | 16      | 13  | 12    | 81    |
| 8           | 2920843  | 00hr          | Summit Pointe                         | 08          | Barry                            | 7       | 36      | 109     | 73      | 47  | 25    | 297   |
| 9           | 1705322  | 00ge          | Bay-Arenac Behavioral Health          | 09          | Bay                              | 6       | 110     | 323     | 139     | 77  | 37    | 692   |
| 10          | 1708001  | 00bj          | CMHA of Clinton-Eaton-Ingham Counties | 10          | Benzie                           | 10      | 25      | 59      | 41      | 18  | 22    | 175   |
| 11          | 2920843  | 00hr          | Summit Pointe                         | 11          | Berrien                          | 37      | 126     | 331     | 152     | 148 | 73    | 867   |
| 12          | 2920843  | 00hr          | Summit Pointe                         | 12          | Branch                           | 88      | 80      | 199     | 83      | 52  | 34    | 536   |
| 13          | 2920843  | 00hr          | Summit Pointe                         | 13          | Calhoun                          | 64      | 215     | 514     | 216     | 171 | 62    | 1,242 |
| 14          | 3402136  | 00gr          | Kalamazoo CMH Services                | 14          | Cass                             | 12      | 43      | 205     | 69      | 54  | 42    | 425   |
| 15          | 4476125  | 00hf          | North Country CMH                     | 15          | Charlevoix                       | 4       | 21      | 82      | 35      | 24  | 14    | 180   |
| 16          | 4476125  | 00hf          | North Country CMH                     | 16          | Cheboygan                        | 1       | 64      | 170     | 100     | 35  | 11    | 381   |
| 17          | 1724945  | 00hj          | Pathways CMH                          | 17          | Chippewa                         | 30      | 80      | 165     | 86      | 54  | 18    | 433   |
| 18          | 4344340  | 00gg          | CMH for Central Michigan              | 18          | Clare                            | 53      | 73      | 231     | 108     | 58  | 27    | 550   |
| 19          | 1708001  | 00bj          | CMHA of Clinton-Eaton-Ingham Counties | 19          | Clinton                          | 20      | 54      | 133     | 53      | 26  | 17    | 303   |
| 20          | 1707158  | 00hc          | Northern Lakes CMHA                   | 20          | Crawford                         | 4       | 28      | 87      | 41      | 29  | 8     | 197   |
| 21          | 1724945  | 00hj          | Pathways CMH                          | 21          | Delta                            | 83      | 101     | 206     | 148     | 45  | 40    | 623   |
| 22          | 1724945  | 00hj          | Pathways CMH                          | 22          | Dickinson                        | 2       | 39      | 90      | 56      | 33  | 14    | 234   |
| 23          | 1708001  | 00bj          | CMHA of Clinton-Eaton-Ingham Counties | 23          | Eaton                            | 13      | 72      | 182     | 90      | 56  | 38    | 451   |
| 24          | 4476125  | 00hf          | North Country CMH                     | 24          | Emmet                            | 3       | 54      | 123     | 56      | 21  | 14    | 271   |
| 25          | 1705233  | 0028          | Genesee County CMH Services           | 25          | Genesee                          | 115     | 435     | 1,151   | 528     | 270 | 135   | 2,634 |
| 26          | 4344340  | 00gg          | CMH for Central Michigan              | 26          | Gladwin                          | 21      | 33      | 105     | 56      | 53  | 17    | 285   |
| 27          | 1724945  | 00hj          | Pathways CMH                          | 27          | Gogebic                          |         | 13      | 24      | 25      | 12  | 23    | 97    |
| 28          | 1707158  | 00hc          | Northern Lakes CMHA                   | 28          | Grand Traverse                   | 20      | 96      | 203     | 117     | 57  | 33    | 526   |
| 29          | 1708001  | 00bj          | CMHA of Clinton-Eaton-Ingham Counties | 29          | Gratiot                          | 95      | 90      | 194     | 72      | 30  | 23    | 504   |
| 30          | 1712229  | 00gv          | Lifeways                              | 30          | Hillsdale                        | 19      | 66      | 168     | 68      | 49  | 32    | 402   |
| 31          | 1724945  | 00hj          | Pathways CMH                          | 31          | Houghton                         | 5       | 57      | 145     | 76      | 52  | 19    | 354   |



MA Spend Down Population by PHP by County by Age Group

3-Dec-2003 00:47

2003-10

MA Capitation DMB Report: 56h2 - qSummary recordcode02 by PHP by County - Pop - Spend Down

| Provider ID | Agent ID | Provider Name | Co ID                                   | County Name | Enrolled Population by Age Group |         |         |         |         |     | Total |       |
|-------------|----------|---------------|---|-------------|----------------------------------|---------|---------|---------|---------|-----|-------|-------|
|             |          |               |   |             | 0 - 17                           | 18 - 25 | 26 - 39 | 40 - 49 | 50 - 64 | 65+ |       |       |
| 32          | 1705322  | 00ge          | Bay-Arenac Behavioral Health            | 32          | Huron                            | 20      | 56      | 191     | 91      | 26  | 25    | 409   |
| 33          | 1708001  | 00bj          | CMHA of Clinton-Eaton-Ingham Counties   | 33          | Ingham                           | 102     | 240     | 505     | 264     | 184 | 95    | 1,390 |
| 34          | 1708001  | 00bj          | CMHA of Clinton-Eaton-Ingham Counties   | 34          | Ionia                            | 82      | 71      | 182     | 104     | 36  | 23    | 498   |
| 35          | 4476125  | 00hf          | North Country CMH                       | 35          | Iosco                            | 12      | 56      | 113     | 96      | 34  | 19    | 330   |
| 36          | 1724945  | 00hj          | Pathways CMH                            | 36          | Iron                             | 1       | 23      | 64      | 40      | 14  | 20    | 162   |
| 37          | 4344340  | 00gg          | CMH for Central Michigan                | 37          | Isabella                         | 100     | 101     | 200     | 67      | 26  | 15    | 509   |
| 38          | 1712229  | 00gv          | Lifeways                                | 38          | Jackson                          | 8       | 110     | 293     | 137     | 86  | 44    | 678   |
| 39          | 3402136  | 00gr          | Kalamazoo CMH Services                  | 39          | Kalamazoo                        | 58      | 268     | 524     | 282     | 211 | 120   | 1,463 |
| 40          | 4476125  | 00hf          | North Country CMH                       | 40          | Kalkaska                         | 7       | 31      | 87      | 37      | 28  | 18    | 208   |
| 41          | 1705430  | 00gs          | Kent County CMHA                        | 41          | Kent                             | 19      | 295     | 594     | 365     | 361 | 264   | 1,898 |
| 42          | 1724945  | 00hj          | Pathways CMH                            | 42          | Keweenaw                         |         | 5       | 5       | 2       | 2   | 2     | 16    |
| 43          | 1707158  | 00hc          | North Central CMHSP                     | 43          | Lake                             | 7       | 12      | 47      | 17      | 17  | 13    | 113   |
| 44          | 1708164  | 00ho          | St. Clair County CMH Services           | 44          | Lapeer                           | 4       | 61      | 172     | 103     | 36  | 23    | 399   |
| 45          | 1707158  | 00hc          | Northern Lakes CMHA                     | 45          | Leelanau                         | 3       | 20      | 53      | 56      | 14  | 11    | 157   |
| 46          | 1707176  | 00hu          | Washtenaw Community Health Organization | 46          | Lenawee                          | 89      | 138     | 313     | 142     | 85  | 35    | 802   |
| 47          | 1707176  | 00hu          | Washtenaw Community Health Organization | 47          | Livingston                       | 41      | 71      | 153     | 135     | 42  | 22    | 464   |
| 48          | 1724945  | 00hj          | Pathways CMH                            | 48          | Luce                             | 26      | 14      | 52      | 26      | 16  | 2     | 136   |
| 49          | 1724945  | 00hj          | Pathways CMH                            | 49          | Mackinac                         | 8       | 13      | 55      | 33      | 16  | 10    | 135   |
| 50          | 3396315  | 00gx          | Macomb County CMH Services              | 50          | Macomb                           | 148     | 517     | 1,564   | 977     | 548 | 215   | 3,969 |
| 51          | 1708001  | 00bj          | CMHA of Clinton-Eaton-Ingham Counties   | 51          | Manistee                         | 21      | 26      | 93      | 57      | 25  | 24    | 246   |
| 52          | 1724945  | 00hj          | Pathways CMH                            | 52          | Marquette                        | 11      | 131     | 259     | 126     | 64  | 15    | 606   |
| 53          | 1707158  | 00hc          | North Central CMHSP                     | 53          | Mason                            | 51      | 48      | 144     | 58      | 39  | 24    | 364   |
| 54          | 4344340  | 00gg          | CMH for Central Michigan                | 54          | Mecosta                          | 13      | 77      | 235     | 77      | 49  | 37    | 488   |
| 55          | 1724945  | 00hj          | Pathways CMH                            | 55          | Menominee                        | 11      | 37      | 103     | 53      | 34  | 12    | 250   |
| 56          | 4344340  | 00gg          | CMH for Central Michigan                | 56          | Midland                          | 8       | 74      | 174     | 89      | 48  | 32    | 425   |
| 57          | 1707158  | 00hc          | Northern Lakes CMHA                     | 57          | Missaukee                        |         | 2       | 8       | 4       |     |       | 14    |
| 58          | 1707176  | 00hu          | Washtenaw Community Health Organization | 58          | Monroe                           | 86      | 158     | 346     | 169     | 103 | 31    | 893   |
| 59          | 1705322  | 00ge          | Bay-Arenac Behavioral Health            | 59          | Montcalm                         | 71      | 86      | 185     | 98      | 56  | 30    | 526   |
| 60          | 4476125  | 00hf          | North Country CMH                       | 60          | Montmorency                      | 35      | 46      | 89      | 57      | 15  | 15    | 257   |
| 61          | 1712452  | 00ha          | CMH Services of Muskegon County         | 61          | Muskegon                         | 15      | 142     | 286     | 176     | 141 | 113   | 873   |
| 62          | 1708001  | 00bj          | CMHA of Clinton-Eaton-Ingham Counties   | 62          | Newaygo                          | 29      | 82      | 209     | 111     | 66  | 29    | 526   |



MA Spend Down Population by PHP by County by Age Group

3-Dec-2003 00:47

2003-10

MA Capitation DMB Report: 56h2 - qSummary recordcode02 by PHP by County - Pop - Spend Down

| Provider ID | Agent ID | Provider Name | Co ID                                   | County Name | Enrolled Population by Age Group |         |         |         |         |       | Total |        |
|-------------|----------|---------------|---|-------------|----------------------------------|---------|---------|---------|---------|-------|-------|--------|
|             |          |               |   |             | 0 - 17                           | 18 - 25 | 26 - 39 | 40 - 49 | 50 - 64 | 65+   |       |        |
| 63          | 1705289  | 0058          | Oakland County CMH Authority            | 63          | Oakland                          | 229     | 560     | 1,564   | 970     | 635   | 303   | 4,261  |
| 64          | 1707158  | 00hc          | North Central CMHSP                     | 64          | Oceana                           | 11      | 117     | 299     | 125     | 70    | 22    | 644    |
| 65          | 4476125  | 00hf          | North Country CMH                       | 65          | Ogemaw                           | 42      | 67      | 180     | 91      | 40    | 23    | 443    |
| 66          | 1724945  | 00hj          | Pathways CMH                            | 66          | Ontonagon                        |         | 7       | 36      | 29      | 19    | 13    | 104    |
| 67          | 4344340  | 00gg          | CMH for Central Michigan                | 67          | Osceola                          | 25      | 41      | 130     | 70      | 42    | 20    | 328    |
| 68          | 4476125  | 00hf          | North Country CMH                       | 68          | Oscoda                           | 27      | 35      | 81      | 78      | 28    | 15    | 264    |
| 69          | 4476125  | 00hf          | North Country CMH                       | 69          | Otsego                           | 15      | 58      | 161     | 79      | 37    | 24    | 374    |
| 70          | 1712452  | 00ha          | CMH Services of Muskegon County         | 70          | Ottawa                           | 9       | 78      | 183     | 126     | 76    | 35    | 507    |
| 71          | 4476125  | 00hf          | North Country CMH                       | 71          | Presque Isle                     | 5       | 26      | 93      | 58      | 9     | 11    | 202    |
| 72          | 1707158  | 00hc          | Northern Lakes CMHA                     | 72          | Roscommon                        | 1       | 43      | 107     | 81      | 50    | 38    | 320    |
| 73          | 1712541  | 00hq          | Saginaw County CMH Authority            | 73          | Saginaw                          | 4       | 114     | 291     | 147     | 122   | 86    | 764    |
| 74          | 1708164  | 00ho          | St. Clair County CMH Services           | 74          | St. Clair                        | 18      | 188     | 447     | 223     | 147   | 56    | 1,079  |
| 75          | 3402136  | 00gr          | Kalamazoo CMH Services                  | 75          | St. Joseph                       | 31      | 77      | 251     | 105     | 75    | 53    | 592    |
| 76          | 1708164  | 00ho          | St. Clair County CMH Services           | 76          | Sanilac                          | 2       | 57      | 147     | 86      | 47    | 36    | 375    |
| 77          | 1724945  | 00hj          | Pathways CMH                            | 77          | Schoolcraft                      | 2       | 22      | 40      | 30      | 17    | 7     | 118    |
| 78          | 1705322  | 00ge          | Bay-Arenac Behavioral Health            | 78          | Shiawassee                       | 1       | 82      | 200     | 80      | 36    | 21    | 420    |
| 79          | 1705322  | 00ge          | Bay-Arenac Behavioral Health            | 79          | Tuscola                          | 21      | 91      | 199     | 92      | 55    | 19    | 477    |
| 80          | 2920843  | 00hr          | Summit Pointe                           | 80          | Van Buren                        | 41      | 125     | 353     | 222     | 136   | 55    | 932    |
| 81          | 1707176  | 00hu          | Washtenaw Community Health Organization | 81          | Washtenaw                        | 71      | 134     | 286     | 160     | 131   | 72    | 854    |
| 82          | 3119549  | 00gj          | Detroit Wayne County CMH Agency         | 82          | Wayne                            | 400     | 1,321   | 3,997   | 2,196   | 1,693 | 1,382 | 10,989 |
| 83          | 1707158  | 00hc          | Northern Lakes CMHA                     | 83          | Wexford                          | 60      | 105     | 266     | 129     | 56    | 55    | 671    |
| 84          |          |               |   |             |                                  |         |         |         |         |       |       |        |
| 85          |          |               |   |             |                                  |         |         |         |         |       |       |        |
|             |          |               |   |             |                                  | 2,937   | 8,658   | 22,554  | 12,172  | 7,598 | 4,582 | 58,501 |

Check Values

MA SA Population by PHP by Age Group

3-Dec-2003 00:47

2003-10

MA Capitation DMB Report: 56g2 - Summary recordcode02 by PHP - Pop - SA

|             |          |                  | Eligible Population by Age Group        |         |         |         |         |        |           |         |
|-------------|----------|------------------|---|---------|---------|---------|---------|--------|-----------|---------|
| Provider ID | Agent ID | Affiliation Name | 0 - 17                                  | 18 - 25 | 26 - 39 | 40 - 49 | 50 - 64 | 65+    | Total     |         |
| 1           | 1705322  | 00ge             | Bay-Arenac Behavioral Health            | 25,198  | 4,610   | 5,295   | 3,052   | 2,758  | 3,498     | 44,411  |
| 2           | 4344340  | 00gg             | CMH for Central Michigan                | 18,051  | 3,650   | 4,232   | 2,388   | 2,223  | 2,317     | 32,861  |
| 3           | 1712452  | 00ha             | CMH Services of Muskegon County         | 26,235  | 4,886   | 5,249   | 2,850   | 2,544  | 3,087     | 44,851  |
| 4           | 1708001  | 00bj             | CMHA of Clinton-Eaton-Ingham Counties   | 39,695  | 7,522   | 8,419   | 4,527   | 4,138  | 5,143     | 69,444  |
| 5           | 3119549  | 00gj             | Detroit Wayne County CMH Agency         | 217,013 | 32,976  | 45,248  | 27,238  | 26,835 | 26,562    | 375,872 |
| 6           | 1705233  | 0028             | Genesee County CMH Services             | 42,376  | 7,652   | 10,197  | 5,277   | 4,011  | 3,370     | 72,883  |
| 7           | 3402136  | 00gr             | Kalamazoo CMH Services                  | 30,374  | 5,727   | 6,508   | 3,373   | 3,124  | 3,849     | 52,955  |
| 8           | 1705430  | 00gs             | Kent County CMHA                        | 40,874  | 7,790   | 8,605   | 4,213   | 3,622  | 4,638     | 69,742  |
| 9           | 1712229  | 00gv             | Lifeways                                | 14,685  | 2,568   | 2,826   | 1,560   | 1,456  | 1,749     | 24,844  |
| 10          | 3396315  | 00gx             | Macomb County CMH Services              | 31,655  | 5,455   | 6,700   | 4,123   | 3,907  | 6,467     | 58,307  |
| 11          | 4476125  | 00hf             | North Country CMH                       | 20,559  | 3,564   | 4,023   | 2,632   | 2,467  | 3,482     | 36,727  |
| 12          | 1707158  | 00hc             | Northern Lakes CMHA                     | 19,410  | 3,419   | 4,069   | 2,405   | 2,188  | 2,690     | 34,181  |
| 13          | 1705289  | 0058             | Oakland County CMH Authority            | 38,937  | 6,124   | 8,105   | 5,024   | 5,011  | 9,232     | 72,433  |
| 14          | 1724945  | 00hj             | Pathways CMH                            | 20,404  | 3,916   | 4,127   | 2,585   | 2,645  | 5,031     | 38,708  |
| 15          | 1712541  | 00hq             | Saginaw County CMH Authority            | 19,646  | 3,613   | 4,573   | 2,526   | 2,019  | 2,186     | 34,563  |
| 16          | 1708164  | 00ho             | St. Clair County CMH Services           | 18,065  | 3,258   | 3,773   | 2,039   | 1,837  | 2,215     | 31,187  |
| 17          | 2920843  | 00hr             | Summit Pointe                           | 38,781  | 7,200   | 8,279   | 4,665   | 4,331  | 5,298     | 68,554  |
| 18          | 1707176  | 00hu             | Washtenaw Community Health Organization | 27,489  | 5,018   | 5,894   | 3,163   | 2,830  | 3,770     | 48,164  |
| 19          |          |                  |   |         |         |         |         |        |           | -       |
| 20          |          |                  |   |         |         |         |         |        |           |         |
|             |          | State Subtotals  | 689,447                                 | 118,948 | 146,122 | 83,640  | 77,946  | 94,584 | 1,210,687 |         |

Check Values

MA SA Population by PHP by County by Age Group

3-Dec-2003 00:47

2003-10

MA Capitation DMB Report: 56h2 - qSummary recordcode02 by PHP by County - Pop - SA

| Provider ID | Agent ID | Provider Name | Co ID                                 | County Name | Eligible Population by Age Group |         |         |         |         |       | Total |        |
|-------------|----------|---------------|---------------------------------------|-------------|----------------------------------|---------|---------|---------|---------|-------|-------|--------|
|             |          |               |                                       |             | 0 - 17                           | 18 - 25 | 26 - 39 | 40 - 49 | 50 - 64 | 65+   |       |        |
| 1           | 4476125  | 00hf          | North Country CMH                     | 01          | Alcona                           | 725     | 108     | 161     | 112     | 128   | 170   | 1,404  |
| 2           | 1724945  | 00hj          | Pathways CMH                          | 02          | Alger                            | 481     | 79      | 97      | 76      | 87    | 167   | 987    |
| 3           | 3402136  | 00gr          | Kalamazoo CMH Services                | 03          | Allegan                          | 6,692   | 1,143   | 1,248   | 596     | 597   | 866   | 11,142 |
| 4           | 4476125  | 00hf          | North Country CMH                     | 04          | Alpena                           | 2,284   | 482     | 592     | 407     | 349   | 407   | 4,521  |
| 5           | 4476125  | 00hf          | North Country CMH                     | 05          | Antrim                           | 1,661   | 232     | 202     | 162     | 155   | 221   | 2,633  |
| 6           | 1705322  | 00ge          | Bay-Arenac Behavioral Health          | 06          | Arenac                           | 1,490   | 244     | 251     | 232     | 213   | 269   | 2,699  |
| 7           | 1724945  | 00hj          | Pathways CMH                          | 07          | Baraga                           | 621     | 96      | 102     | 54      | 80    | 165   | 1,118  |
| 8           | 2920843  | 00hr          | Summit Pointe                         | 08          | Barry                            | 3,077   | 558     | 616     | 323     | 285   | 411   | 5,270  |
| 9           | 1705322  | 00ge          | Bay-Arenac Behavioral Health          | 09          | Bay                              | 7,488   | 1,450   | 1,809   | 999     | 878   | 1,088 | 13,712 |
| 10          | 1708001  | 00bj          | CMHA of Clinton-Eaton-Ingham Counties | 10          | Benzie                           | 999     | 173     | 133     | 100     | 127   | 187   | 1,719  |
| 11          | 2920843  | 00hr          | Summit Pointe                         | 11          | Berrien                          | 13,888  | 2,483   | 2,962   | 1,686   | 1,612 | 1,982 | 24,613 |
| 12          | 2920843  | 00hr          | Summit Pointe                         | 12          | Branch                           | 3,167   | 568     | 638     | 324     | 308   | 450   | 5,455  |
| 13          | 2920843  | 00hr          | Summit Pointe                         | 13          | Calhoun                          | 11,232  | 2,149   | 2,414   | 1,419   | 1,315 | 1,478 | 20,007 |
| 14          | 3402136  | 00gr          | Kalamazoo CMH Services                | 14          | Cass                             | 3,789   | 742     | 883     | 425     | 427   | 503   | 6,769  |
| 15          | 4476125  | 00hf          | North Country CMH                     | 15          | Charlevoix                       | 1,706   | 239     | 220     | 135     | 148   | 220   | 2,668  |
| 16          | 4476125  | 00hf          | North Country CMH                     | 16          | Cheboygan                        | 2,303   | 374     | 432     | 230     | 221   | 340   | 3,900  |
| 17          | 1724945  | 00hj          | Pathways CMH                          | 17          | Chippewa                         | 2,872   | 504     | 540     | 325     | 306   | 380   | 4,927  |
| 18          | 4344340  | 00gg          | CMH for Central Michigan              | 18          | Clare                            | 2,995   | 569     | 757     | 505     | 439   | 368   | 5,633  |
| 19          | 1708001  | 00bj          | CMHA of Clinton-Eaton-Ingham Counties | 19          | Clinton                          | 2,522   | 441     | 505     | 248     | 191   | 260   | 4,167  |
| 20          | 1707158  | 00hc          | Northern Lakes CMHA                   | 20          | Crawford                         | 1,215   | 192     | 215     | 157     | 127   | 165   | 2,071  |
| 21          | 1724945  | 00hj          | Pathways CMH                          | 21          | Delta                            | 2,742   | 534     | 577     | 326     | 329   | 552   | 5,060  |
| 22          | 1724945  | 00hj          | Pathways CMH                          | 22          | Dickinson                        | 1,678   | 322     | 314     | 221     | 168   | 414   | 3,117  |
| 23          | 1708001  | 00bj          | CMHA of Clinton-Eaton-Ingham Counties | 23          | Eaton                            | 4,966   | 931     | 1,000   | 458     | 409   | 601   | 8,365  |
| 24          | 4476125  | 00hf          | North Country CMH                     | 24          | Emmet                            | 2,047   | 303     | 324     | 175     | 217   | 416   | 3,482  |
| 25          | 1705233  | 0028          | Genesee County CMH Services           | 25          | Genesee                          | 42,376  | 7,652   | 10,197  | 5,277   | 4,011 | 3,370 | 72,883 |
| 26          | 4344340  | 00gg          | CMH for Central Michigan              | 26          | Gladwin                          | 2,162   | 365     | 415     | 284     | 302   | 326   | 3,854  |
| 27          | 1724945  | 00hj          | Pathways CMH                          | 27          | Gogebic                          | 1,206   | 226     | 227     | 186     | 139   | 418   | 2,402  |
| 28          | 1707158  | 00hc          | Northern Lakes CMHA                   | 28          | Grand Traverse                   | 4,364   | 674     | 847     | 464     | 443   | 634   | 7,426  |
| 29          | 1708001  | 00bj          | CMHA of Clinton-Eaton-Ingham Counties | 29          | Gratiot                          | 2,767   | 528     | 595     | 309     | 334   | 566   | 5,099  |
| 30          | 1712229  | 00gv          | Lifeways                              | 30          | Hillsdale                        | 3,089   | 588     | 618     | 345     | 366   | 442   | 5,448  |
| 31          | 1724945  | 00hj          | Pathways CMH                          | 31          | Houghton                         | 2,429   | 403     | 440     | 285     | 338   | 676   | 4,571  |

MA SA Population by PHP by County by Age Group

3-Dec-2003 00:47

2003-10

MA Capitation DMB Report: 56h2 - qSummary recordcode02 by PHP by County - Pop - SA

| Provider ID | Agent ID | Provider Name | Co ID                                   | County Name | Eligible Population by Age Group |         |         |         |         |       | Total |        |
|-------------|----------|---------------|---|-------------|----------------------------------|---------|---------|---------|---------|-------|-------|--------|
|             |          |               |   |             | 0 - 17                           | 18 - 25 | 26 - 39 | 40 - 49 | 50 - 64 | 65+   |       |        |
| 32          | 1705322  | 00ge          | Bay-Arenac Behavioral Health            | 32          | Huron                            | 2,616   | 429     | 496     | 316     | 336   | 538   | 4,731  |
| 33          | 1708001  | 00bj          | CMHA of Clinton-Eaton-Ingham Counties   | 33          | Ingham                           | 19,015  | 3,627   | 4,177   | 2,259   | 1,959 | 2,226 | 33,263 |
| 34          | 1708001  | 00bj          | CMHA of Clinton-Eaton-Ingham Counties   | 34          | Ionia                            | 3,830   | 772     | 821     | 391     | 382   | 433   | 6,629  |
| 35          | 4476125  | 00hf          | North Country CMH                       | 35          | Iosco                            | 2,233   | 397     | 498     | 337     | 279   | 401   | 4,145  |
| 36          | 1724945  | 00hj          | Pathways CMH                            | 36          | Iron                             | 875     | 166     | 165     | 128     | 157   | 388   | 1,879  |
| 37          | 4344340  | 00gg          | CMH for Central Michigan                | 37          | Isabella                         | 3,235   | 789     | 828     | 411     | 386   | 392   | 6,041  |
| 38          | 1712229  | 00gv          | Lifeways                                | 38          | Jackson                          | 11,596  | 1,980   | 2,208   | 1,215   | 1,090 | 1,307 | 19,396 |
| 39          | 3402136  | 00gr          | Kalamazoo CMH Services                  | 39          | Kalamazoo                        | 14,725  | 2,824   | 3,349   | 1,814   | 1,632 | 1,870 | 26,214 |
| 40          | 4476125  | 00hf          | North Country CMH                       | 40          | Kalkaska                         | 1,517   | 214     | 277     | 156     | 170   | 210   | 2,544  |
| 41          | 1705430  | 00gs          | Kent County CMHA                        | 41          | Kent                             | 40,874  | 7,790   | 8,605   | 4,213   | 3,622 | 4,638 | 69,742 |
| 42          | 1724945  | 00hj          | Pathways CMH                            | 42          | Keweenaw                         | 145     | 16      | 23      | 18      | 21    | 65    | 288    |
| 43          | 1707158  | 00hc          | North Central CMHSP                     | 43          | Lake                             | 1,165   | 200     | 275     | 223     | 236   | 243   | 2,342  |
| 44          | 1708164  | 00ho          | St. Clair County CMH Services           | 44          | Lapeer                           | 4,460   | 704     | 806     | 413     | 358   | 561   | 7,302  |
| 45          | 1707158  | 00hc          | Northern Lakes CMHA                     | 45          | Leelanau                         | 863     | 124     | 159     | 72      | 67    | 121   | 1,406  |
| 46          | 1707176  | 00hu          | Washtenaw Community Health Organization | 46          | Lenawee                          | 5,906   | 1,078   | 1,189   | 639     | 611   | 756   | 10,179 |
| 47          | 1707176  | 00hu          | Washtenaw Community Health Organization | 47          | Livingston                       | 3,619   | 624     | 696     | 369     | 292   | 468   | 6,068  |
| 48          | 1724945  | 00hj          | Pathways CMH                            | 48          | Luce                             | 555     | 110     | 137     | 68      | 98    | 143   | 1,111  |
| 49          | 1724945  | 00hj          | Pathways CMH                            | 49          | Mackinac                         | 774     | 116     | 116     | 99      | 91    | 148   | 1,344  |
| 50          | 3396315  | 00gx          | Macomb County CMH Services              | 50          | Macomb                           | 31,655  | 5,455   | 6,700   | 4,123   | 3,907 | 6,467 | 58,307 |
| 51          | 1708001  | 00bj          | CMHA of Clinton-Eaton-Ingham Counties   | 51          | Manistee                         | 1,694   | 308     | 389     | 231     | 280   | 324   | 3,226  |
| 52          | 1724945  | 00hj          | Pathways CMH                            | 52          | Marquette                        | 3,288   | 805     | 826     | 468     | 445   | 745   | 6,577  |
| 53          | 1707158  | 00hc          | North Central CMHSP                     | 53          | Mason                            | 2,348   | 454     | 493     | 275     | 213   | 341   | 4,124  |
| 54          | 4344340  | 00gg          | CMH for Central Michigan                | 54          | Mecosta                          | 3,125   | 677     | 748     | 360     | 321   | 395   | 5,626  |
| 55          | 1724945  | 00hj          | Pathways CMH                            | 55          | Menominee                        | 1,569   | 319     | 295     | 172     | 192   | 394   | 2,941  |
| 56          | 4344340  | 00gg          | CMH for Central Michigan                | 56          | Midland                          | 4,507   | 848     | 1,019   | 566     | 520   | 590   | 8,050  |
| 57          | 1707158  | 00hc          | Northern Lakes CMHA                     | 57          | Missaukee                        | 168     | 31      | 30      | 7       | 4     | 6     | 246    |
| 58          | 1707176  | 00hu          | Washtenaw Community Health Organization | 58          | Monroe                           | 7,010   | 1,207   | 1,522   | 783     | 684   | 850   | 12,056 |
| 59          | 1705322  | 00ge          | Bay-Arenac Behavioral Health            | 59          | Montcalm                         | 4,696   | 839     | 867     | 536     | 468   | 548   | 7,954  |
| 60          | 4476125  | 00hf          | North Country CMH                       | 60          | Montmorency                      | 783     | 172     | 173     | 127     | 132   | 168   | 1,555  |
| 61          | 1712452  | 00ha          | CMH Services of Muskegon County         | 61          | Muskegon                         | 16,262  | 3,254   | 3,624   | 2,102   | 1,894 | 1,936 | 29,072 |
| 62          | 1708001  | 00bj          | CMHA of Clinton-Eaton-Ingham Counties   | 62          | Newaygo                          | 3,902   | 742     | 799     | 531     | 456   | 546   | 6,976  |

MA SA Population by PHP by County by Age Group

3-Dec-2003 00:47

2003-10

MA Capitation DMB Report: 56h2 - qSummary recordcode02 by PHP by County - Pop - SA

| Provider ID | Agent ID | Provider Name | Co ID                                   | County Name | Eligible Population by Age Group |         |         |         |         |        | Total  |           |
|-------------|----------|---------------|---|-------------|----------------------------------|---------|---------|---------|---------|--------|--------|-----------|
|             |          |               |   |             | 0 - 17                           | 18 - 25 | 26 - 39 | 40 - 49 | 50 - 64 | 65+    |        |           |
| 63          | 1705289  | 0058          | Oakland County CMH Authority            | 63          | Oakland                          | 38,937  | 6,124   | 8,105   | 5,024   | 5,011  | 9,232  | 72,433    |
| 64          | 1707158  | 00hc          | North Central CMHSP                     | 64          | Oceana                           | 3,295   | 580     | 671     | 365     | 333    | 315    | 5,559     |
| 65          | 4476125  | 00hf          | North Country CMH                       | 65          | Ogemaw                           | 1,897   | 415     | 461     | 338     | 289    | 354    | 3,754     |
| 66          | 1724945  | 00hj          | Pathways CMH                            | 66          | Ontonagon                        | 446     | 87      | 106     | 71      | 79     | 177    | 966       |
| 67          | 4344340  | 00gg          | CMH for Central Michigan                | 67          | Osceola                          | 2,027   | 402     | 465     | 262     | 255    | 246    | 3,657     |
| 68          | 4476125  | 00hf          | North Country CMH                       | 68          | Oscoda                           | 766     | 139     | 168     | 129     | 125    | 146    | 1,473     |
| 69          | 4476125  | 00hf          | North Country CMH                       | 69          | Otsego                           | 1,868   | 341     | 373     | 212     | 137    | 200    | 3,131     |
| 70          | 1712452  | 00ha          | CMH Services of Muskegon County         | 70          | Ottawa                           | 9,973   | 1,632   | 1,625   | 748     | 650    | 1,151  | 15,779    |
| 71          | 4476125  | 00hf          | North Country CMH                       | 71          | Presque Isle                     | 769     | 148     | 142     | 112     | 117    | 229    | 1,517     |
| 72          | 1707158  | 00hc          | Northern Lakes CMHA                     | 72          | Roscommon                        | 2,076   | 403     | 579     | 372     | 318    | 347    | 4,095     |
| 73          | 1712541  | 00hq          | Saginaw County CMH Authority            | 73          | Saginaw                          | 19,646  | 3,613   | 4,573   | 2,526   | 2,019  | 2,186  | 34,563    |
| 74          | 1708164  | 00ho          | St. Clair County CMH Services           | 74          | St. Clair                        | 10,230  | 1,954   | 2,300   | 1,240   | 1,089  | 1,111  | 17,924    |
| 75          | 3402136  | 00gr          | Kalamazoo CMH Services                  | 75          | St. Joseph                       | 5,168   | 1,018   | 1,028   | 538     | 468    | 610    | 8,830     |
| 76          | 1708164  | 00ho          | St. Clair County CMH Services           | 76          | Sanilac                          | 3,375   | 600     | 667     | 386     | 390    | 543    | 5,961     |
| 77          | 1724945  | 00hj          | Pathways CMH                            | 77          | Schoolcraft                      | 723     | 133     | 162     | 88      | 115    | 199    | 1,420     |
| 78          | 1705322  | 00ge          | Bay-Arenac Behavioral Health            | 78          | Shiawassee                       | 4,679   | 886     | 1,032   | 508     | 443    | 578    | 8,126     |
| 79          | 1705322  | 00ge          | Bay-Arenac Behavioral Health            | 79          | Tuscola                          | 4,229   | 762     | 840     | 461     | 420    | 477    | 7,189     |
| 80          | 2920843  | 00hr          | Summit Pointe                           | 80          | Van Buren                        | 7,417   | 1,442   | 1,649   | 913     | 811    | 977    | 13,209    |
| 81          | 1707176  | 00hu          | Washtenaw Community Health Organization | 81          | Washtenaw                        | 10,954  | 2,109   | 2,487   | 1,372   | 1,243  | 1,696  | 19,861    |
| 82          | 3119549  | 00gj          | Detroit Wayne County CMH Agency         | 82          | Wayne                            | 217,013 | 32,976  | 45,248  | 27,238  | 26,835 | 26,562 | 375,872   |
| 83          | 1707158  | 00hc          | Northern Lakes CMHA                     | 83          | Wexford                          | 3,916   | 761     | 800     | 470     | 447    | 518    | 6,912     |
| 84          |          |               |   |             |                                  |         |         |         |         |        |        |           |
| 85          |          |               |   |             |                                  |         |         |         |         |        |        |           |
|             |          |               |   |             |                                  | 689,447 | 118,948 | 146,122 | 83,640  | 77,946 | 94,584 | 1,210,687 |

Check Values

MA DAB Revenue by PHP by Age Group

3-Dec-2003 00:47

2003-10

MA Capitation DMB Report: 57a2 - qSummary recordcode02 by PHP - Rev - DAB

| Provider ID | Agent ID | Affiliation Name | Age Group                               |                |                |                |                |                | Total          |                 |
|-------------|----------|------------------|---|----------------|----------------|----------------|----------------|----------------|----------------|-----------------|
|             |          |                  | 0 - 17                                  | 18 - 25        | 26 - 39        | 40 - 49        | 50 - 64        | 65+            |                |                 |
| 1           | 1705322  | 00ge             | Bay-Arenac Behavioral Health            | \$67,322.77    | \$83,990.24    | \$263,870.26   | \$272,071.72   | \$193,184.50   | \$55,256.91    | \$935,696.40    |
| 2           | 4344340  | 00gg             | CMH for Central Michigan                | \$52,379.96    | \$57,557.72    | \$177,844.00   | \$181,335.44   | \$132,357.54   | \$31,024.63    | \$632,499.29    |
| 3           | 1712452  | 00ha             | CMH Services of Muskegon County         | \$89,911.50    | \$90,683.73    | \$273,649.76   | \$264,342.12   | \$175,358.33   | \$50,718.13    | \$944,663.57    |
| 4           | 1708001  | 00bj             | CMHA of Clinton-Eaton-Ingham Counties   | \$148,238.22   | \$140,169.16   | \$399,327.50   | \$399,333.17   | \$277,644.01   | \$77,652.36    | \$1,442,364.42  |
| 5           | 3119549  | 00gj             | Detroit Wayne County CMH Agency         | \$1,122,693.02 | \$736,997.58   | \$2,779,382.16 | \$3,006,196.65 | \$2,274,716.64 | \$512,786.24   | \$10,432,772.29 |
| 6           | 1705233  | 0028             | Genesee County CMH Services             | \$125,821.11   | \$95,430.30    | \$337,988.04   | \$328,989.21   | \$198,409.50   | \$37,822.60    | \$1,124,460.76  |
| 7           | 3402136  | 00gr             | Kalamazoo CMH Services                  | \$133,636.66   | \$125,450.21   | \$372,606.55   | \$366,625.27   | \$256,249.25   | \$70,859.02    | \$1,325,426.96  |
| 8           | 1705430  | 00gs             | Kent County CMHA                        | \$178,599.40   | \$181,806.50   | \$474,939.00   | \$425,038.94   | \$276,572.34   | \$81,222.72    | \$1,618,178.90  |
| 9           | 1712229  | 00gv             | Lifeways                                | \$70,844.41    | \$49,807.62    | \$171,872.00   | \$162,431.52   | \$109,687.25   | \$29,890.41    | \$594,533.21    |
| 10          | 3396315  | 00gx             | Macomb County CMH Services              | \$103,451.16   | \$116,057.59   | \$355,453.11   | \$364,233.38   | \$278,764.50   | \$109,449.34   | \$1,327,409.08  |
| 11          | 4476125  | 00hf             | North Country CMH                       | \$54,811.43    | \$60,245.08    | \$184,524.95   | \$216,017.65   | \$160,487.82   | \$50,767.70    | \$726,854.63    |
| 12          | 1707158  | 00hc             | Northern Lakes CMHA                     | \$72,777.94    | \$74,327.88    | \$224,142.83   | \$244,661.59   | \$174,684.56   | \$49,764.12    | \$840,358.92    |
| 13          | 1705289  | 0058             | Oakland County CMH Authority            | \$156,999.45   | \$144,009.03   | \$521,738.00   | \$497,988.48   | \$375,485.19   | \$159,609.80   | \$1,855,829.95  |
| 14          | 1724945  | 00hj             | Pathways CMH                            | \$87,010.46    | \$131,760.86   | \$330,115.10   | \$376,079.72   | \$298,079.43   | \$124,427.17   | \$1,347,472.74  |
| 15          | 1712541  | 00hq             | Saginaw County CMH Authority            | \$65,601.36    | \$63,496.47    | \$205,411.15   | \$196,035.00   | \$117,590.04   | \$28,439.86    | \$676,573.88    |
| 16          | 1708164  | 00ho             | St. Clair County CMH Services           | \$59,963.36    | \$56,652.55    | \$177,491.23   | \$177,159.72   | \$132,473.56   | \$36,571.08    | \$640,311.50    |
| 17          | 2920843  | 00hr             | Summit Pointe                           | \$146,653.01   | \$123,000.29   | \$386,003.01   | \$404,928.27   | \$287,667.53   | \$80,178.86    | \$1,428,430.97  |
| 18          | 1707176  | 00hu             | Washtenaw Community Health Organization | \$136,027.31   | \$133,156.37   | \$416,263.09   | \$390,754.05   | \$257,224.35   | \$78,060.50    | \$1,411,485.67  |
| 19          |          |                  |   |                |                |                |                |                |                | \$0.00          |
| 20          |          |                  |   |                |                |                |                |                |                |                 |
|             |          |                  | State Subtotals                         | \$2,872,742.53 | \$2,464,599.18 | \$8,052,621.74 | \$8,274,221.90 | \$5,976,636.34 | \$1,664,501.45 | \$29,305,323.14 |

Check Values

\$

-

MA DAB Revenue by PHP by County by Age Group

3-Dec-2003 00:47

2003-10

MA Capitation DMB Report: 57b2 - qSummary recordcode02 by PHP by County - Rev - DAB

| Provider ID | Agent ID | Provider Name | Co ID                                 | County Name | Age Group      |              |             |              |              |              | Total       |                |
|-------------|----------|---------------|---------------------------------------|-------------|----------------|--------------|-------------|--------------|--------------|--------------|-------------|----------------|
|             |          |               |                                       |             | 0 - 17         | 18 - 25      | 26 - 39     | 40 - 49      | 50 - 64      | 65+          |             |                |
| 1           | 4476125  | 00hf          | North Country CMH                     | 01          | Alcona         | \$1,243.60   | \$1,812.30  | \$4,872.44   | \$7,462.70   | \$7,097.86   | \$2,106.30  | \$24,595.20    |
| 2           | 1724945  | 00hj          | Pathways CMH                          | 02          | Alger          | \$1,739.25   | \$2,317.20  | \$9,572.76   | \$10,735.20  | \$10,762.50  | \$4,627.57  | \$39,754.48    |
| 3           | 3402136  | 00gr          | Kalamazoo CMH Services                | 03          | Allegan        | \$21,623.40  | \$20,785.96 | \$60,304.82  | \$55,608.30  | \$44,605.58  | \$15,163.66 | \$218,091.72   |
| 4           | 4476125  | 00hf          | North Country CMH                     | 04          | Alpena         | \$4,259.33   | \$6,990.30  | \$25,194.08  | \$29,211.14  | \$19,533.78  | \$5,030.34  | \$90,218.97    |
| 5           | 4476125  | 00hf          | North Country CMH                     | 05          | Antrim         | \$5,430.60   | \$4,522.14  | \$13,672.59  | \$19,360.49  | \$12,033.88  | \$3,794.57  | \$58,814.27    |
| 6           | 1705322  | 00ge          | Bay-Arenac Behavioral Health          | 06          | Arenac         | \$3,671.34   | \$4,691.94  | \$13,868.60  | \$21,664.24  | \$16,267.06  | \$4,573.00  | \$64,736.18    |
| 7           | 1724945  | 00hj          | Pathways CMH                          | 07          | Baraga         | \$2,007.62   | \$2,620.44  | \$6,843.87   | \$6,698.16   | \$7,574.64   | \$3,565.65  | \$29,310.38    |
| 8           | 2920843  | 00hr          | Summit Pointe                         | 08          | Barry          | \$5,622.22   | \$7,000.85  | \$14,491.26  | \$17,245.80  | \$12,894.90  | \$4,220.97  | \$61,476.00    |
| 9           | 1705322  | 00ge          | Bay-Arenac Behavioral Health          | 09          | Bay            | \$19,594.71  | \$27,085.29 | \$103,932.92 | \$103,637.04 | \$67,886.79  | \$18,496.00 | \$340,632.75   |
| 10          | 1708001  | 00bj          | CMHA of Clinton-Eaton-Ingham Counties | 10          | Benzie         | \$3,940.36   | \$3,922.60  | \$9,003.50   | \$10,133.34  | \$9,938.40   | \$3,190.22  | \$40,128.42    |
| 11          | 2920843  | 00hr          | Summit Pointe                         | 11          | Berrien        | \$60,720.66  | \$42,285.05 | \$133,028.13 | \$148,961.20 | \$104,964.93 | \$29,259.37 | \$519,219.34   |
| 12          | 2920843  | 00hr          | Summit Pointe                         | 12          | Branch         | \$12,957.00  | \$9,996.88  | \$33,179.07  | \$32,431.71  | \$23,629.20  | \$7,722.80  | \$119,916.66   |
| 13          | 2920843  | 00hr          | Summit Pointe                         | 13          | Calhoun        | \$39,242.80  | \$36,332.85 | \$126,833.49 | \$120,861.58 | \$79,583.54  | \$19,895.19 | \$422,749.45   |
| 14          | 3402136  | 00gr          | Kalamazoo CMH Services                | 14          | Cass           | \$11,836.26  | \$9,904.96  | \$27,650.37  | \$25,198.85  | \$20,986.55  | \$5,729.17  | \$101,306.16   |
| 15          | 4476125  | 00hf          | North Country CMH                     | 15          | Charlevoix     | \$5,215.10   | \$4,665.70  | \$14,166.78  | \$12,414.36  | \$11,464.71  | \$3,743.06  | \$51,669.71    |
| 16          | 4476125  | 00hf          | North Country CMH                     | 16          | Cheboygan      | \$8,059.70   | \$6,819.10  | \$22,238.55  | \$22,168.50  | \$17,156.41  | \$5,837.80  | \$82,280.06    |
| 17          | 1724945  | 00hj          | Pathways CMH                          | 17          | Chippewa       | \$17,509.76  | \$15,915.29 | \$45,325.40  | \$51,906.40  | \$38,295.60  | \$10,560.20 | \$179,512.65   |
| 18          | 4344340  | 00gg          | CMH for Central Michigan              | 18          | Clare          | \$7,161.06   | \$8,398.50  | \$33,410.00  | \$38,157.68  | \$26,890.08  | \$4,927.52  | \$118,944.84   |
| 19          | 1708001  | 00bj          | CMHA of Clinton-Eaton-Ingham Counties | 19          | Clinton        | \$9,101.12   | \$7,228.74  | \$26,926.75  | \$22,196.90  | \$12,859.36  | \$3,944.20  | \$82,257.07    |
| 20          | 1707158  | 00hc          | Northern Lakes CMHA                   | 20          | Crawford       | \$5,709.16   | \$5,023.20  | \$15,029.24  | \$19,947.60  | \$11,889.54  | \$3,540.90  | \$61,139.64    |
| 21          | 1724945  | 00hj          | Pathways CMH                          | 21          | Delta          | \$11,479.05  | \$20,738.94 | \$46,800.16  | \$53,198.88  | \$40,031.25  | \$15,295.92 | \$187,544.20   |
| 22          | 1724945  | 00hj          | Pathways CMH                          | 22          | Dickinson      | \$6,735.62   | \$8,091.60  | \$23,002.27  | \$28,588.83  | \$16,873.92  | \$9,103.86  | \$92,396.10    |
| 23          | 1708001  | 00bj          | CMHA of Clinton-Eaton-Ingham Counties | 23          | Eaton          | \$16,983.68  | \$16,042.73 | \$44,829.40  | \$39,954.42  | \$27,586.56  | \$9,117.17  | \$154,513.96   |
| 24          | 4476125  | 00hf          | North Country CMH                     | 24          | Emmet          | \$4,611.70   | \$5,670.62  | \$19,273.41  | \$19,064.91  | \$16,912.48  | \$7,142.72  | \$72,675.84    |
| 25          | 1705233  | 0028          | Genesee County CMH Services           | 25          | Genesee        | \$125,821.11 | \$95,430.30 | \$337,988.04 | \$328,989.21 | \$198,409.50 | \$37,822.60 | \$1,124,460.76 |
| 26          | 4344340  | 00gg          | CMH for Central Michigan              | 26          | Gladwin        | \$4,908.52   | \$4,871.13  | \$19,917.50  | \$21,672.64  | \$18,011.28  | \$4,365.14  | \$73,746.21    |
| 27          | 1724945  | 00hj          | Pathways CMH                          | 27          | Gogebic        | \$5,220.00   | \$7,793.76  | \$18,575.73  | \$26,746.20  | \$14,941.08  | \$9,990.20  | \$83,266.97    |
| 28          | 1707158  | 00hc          | Northern Lakes CMHA                   | 28          | Grand Traverse | \$22,136.46  | \$18,657.60 | \$61,764.00  | \$57,441.70  | \$41,460.96  | \$13,605.64 | \$215,066.36   |
| 29          | 1708001  | 00bj          | CMHA of Clinton-Eaton-Ingham Counties | 29          | Gratiot        | \$7,314.45   | \$8,308.51  | \$29,390.85  | \$27,912.71  | \$22,292.55  | \$8,456.04  | \$103,675.11   |
| 30          | 1712229  | 00gv          | Lifeways                              | 30          | Hillsdale      | \$14,074.48  | \$12,005.28 | \$37,392.00  | \$36,046.85  | \$27,603.95  | \$7,553.78  | \$134,676.34   |
| 31          | 1724945  | 00hj          | Pathways CMH                          | 31          | Houghton       | \$5,371.74   | \$11,746.80 | \$32,767.62  | \$35,909.58  | \$33,164.64  | \$14,608.36 | \$133,568.74   |



MA DAB Revenue by PHP by County by Age Group

3-Dec-2003 00:47

2003-10

MA Capitation DMB Report: 57b2 - qSummary recordcode02 by PHP by County - Rev - DAB

| Provider ID | Agent ID | Provider Name | Co ID                                   | County Name | Age Group   |              |              |              |              |              | Total        |                |
|-------------|----------|---------------|---|-------------|-------------|--------------|--------------|--------------|--------------|--------------|--------------|----------------|
|             |          |               |   |             | 0 - 17      | 18 - 25      | 26 - 39      | 40 - 49      | 50 - 64      | 65+          |              |                |
| 32          | 1705322  | 00ge          | Bay-Arenac Behavioral Health            | 32          | Huron       | \$7,368.92   | \$11,607.40  | \$28,924.08  | \$34,144.00  | \$29,772.64  | \$10,648.71  | \$122,465.75   |
| 33          | 1708001  | 00bj          | CMHA of Clinton-Eaton-Ingham Counties   | 33          | Ingham      | \$83,776.00  | \$72,667.86  | \$192,853.75 | \$201,077.80 | \$131,108.00 | \$33,738.08  | \$715,221.49   |
| 34          | 1708001  | 00bj          | CMHA of Clinton-Eaton-Ingham Counties   | 34          | Ionia       | \$11,504.22  | \$14,009.40  | \$42,322.65  | \$35,957.56  | \$26,054.93  | \$6,750.47   | \$136,599.23   |
| 35          | 4476125  | 00hf          | North Country CMH                       | 35          | Iosco       | \$4,599.84   | \$5,176.00   | \$17,583.88  | \$21,424.59  | \$15,480.96  | \$4,964.38   | \$69,229.65    |
| 36          | 1724945  | 00hj          | Pathways CMH                            | 36          | Iron        | \$3,367.81   | \$4,689.45   | \$12,028.71  | \$14,199.75  | \$15,624.00  | \$8,532.12   | \$58,441.84    |
| 37          | 4344340  | 00gg          | CMH for Central Michigan                | 37          | Isabella    | \$9,548.08   | \$12,821.71  | \$37,136.50  | \$32,163.12  | \$23,084.88  | \$5,248.88   | \$120,003.17   |
| 38          | 1712229  | 00gv          | Lifeways                                | 38          | Jackson     | \$56,769.93  | \$37,802.34  | \$134,480.00 | \$126,384.67 | \$82,083.30  | \$22,336.63  | \$459,856.87   |
| 39          | 3402136  | 00gr          | Kalamazoo CMH Services                  | 39          | Kalamazoo   | \$82,128.90  | \$74,456.46  | \$234,712.38 | \$234,123.32 | \$154,136.20 | \$39,363.50  | \$818,920.76   |
| 40          | 4476125  | 00hf          | North Country CMH                       | 40          | Kalkaska    | \$5,775.40   | \$3,373.66   | \$15,155.16  | \$14,335.63  | \$13,172.22  | \$3,605.70   | \$55,417.77    |
| 41          | 1705430  | 00gs          | Kent County CMHA                        | 41          | Kent        | \$178,599.40 | \$181,806.50 | \$474,939.00 | \$425,038.94 | \$276,572.34 | \$81,222.72  | \$1,618,178.90 |
| 42          | 1724945  | 00hj          | Pathways CMH                            | 42          | Keweenaw    | \$651.12     | \$813.24     | \$1,451.73   | \$2,418.78   | \$2,047.20   | \$1,404.65   | \$8,786.72     |
| 43          | 1707158  | 00hc          | North Central CMHSP                     | 43          | Lake        | \$4,600.85   | \$3,487.44   | \$12,735.45  | \$19,476.99  | \$13,707.94  | \$3,071.52   | \$57,080.19    |
| 44          | 1708164  | 00ho          | St. Clair County CMH Services           | 44          | Lapeer      | \$10,496.88  | \$10,962.45  | \$42,754.40  | \$36,734.97  | \$26,217.91  | \$9,615.54   | \$136,782.15   |
| 45          | 1707158  | 00hc          | Northern Lakes CMHA                     | 45          | Leelanau    | \$4,147.22   | \$2,960.10   | \$6,999.92   | \$4,617.50   | \$5,792.34   | \$2,575.20   | \$27,092.28    |
| 46          | 1707176  | 00hu          | Washtenaw Community Health Organization | 46          | Lenawee     | \$22,253.94  | \$21,235.62  | \$69,797.59  | \$64,400.09  | \$46,561.27  | \$13,046.40  | \$237,294.91   |
| 47          | 1707176  | 00hu          | Washtenaw Community Health Organization | 47          | Livingston  | \$21,078.20  | \$21,375.12  | \$57,715.20  | \$47,247.06  | \$32,879.90  | \$11,728.08  | \$192,023.56   |
| 48          | 1724945  | 00hj          | Pathways CMH                            | 48          | Luce        | \$3,895.92   | \$4,750.26   | \$12,497.77  | \$11,928.00  | \$11,812.50  | \$3,962.53   | \$48,846.98    |
| 49          | 1724945  | 00hj          | Pathways CMH                            | 49          | Mackinac    | \$3,069.44   | \$3,833.61   | \$8,798.46   | \$16,026.40  | \$11,186.00  | \$4,112.92   | \$47,026.83    |
| 50          | 3396315  | 00gx          | Macomb County CMH Services              | 50          | Macomb      | \$103,451.16 | \$116,057.59 | \$355,453.11 | \$364,233.38 | \$278,764.50 | \$109,449.34 | \$1,327,409.08 |
| 51          | 1708001  | 00bj          | CMHA of Clinton-Eaton-Ingham Counties   | 51          | Manistee    | \$4,754.13   | \$6,846.72   | \$21,117.30  | \$23,203.88  | \$21,896.80  | \$5,527.44   | \$83,346.27    |
| 52          | 1724945  | 00hj          | Pathways CMH                            | 52          | Marquette   | \$16,905.51  | \$32,209.08  | \$69,668.42  | \$74,192.16  | \$54,862.50  | \$20,643.95  | \$268,481.62   |
| 53          | 1707158  | 00hc          | North Central CMHSP                     | 53          | Mason       | \$5,521.02   | \$7,080.56   | \$18,314.79  | \$17,627.22  | \$11,912.14  | \$4,310.24   | \$64,765.97    |
| 54          | 4344340  | 00gg          | CMH for Central Michigan                | 54          | Mecosta     | \$8,976.54   | \$10,302.16  | \$25,571.50  | \$26,399.12  | \$18,708.90  | \$5,289.05   | \$95,247.27    |
| 55          | 1724945  | 00hj          | Pathways CMH                            | 55          | Menominee   | \$5,189.74   | \$9,103.05   | \$17,304.46  | \$19,690.32  | \$18,852.96  | \$8,664.06   | \$78,804.59    |
| 56          | 4344340  | 00gg          | CMH for Central Michigan                | 56          | Midland     | \$16,305.70  | \$14,445.42  | \$43,047.50  | \$44,036.96  | \$30,758.70  | \$7,900.10   | \$156,494.38   |
| 57          | 1707158  | 00hc          | Northern Lakes CMHA                     | 57          | Missaukee   | \$3,285.46   | \$717.60     | \$823.52     | \$738.80     | \$406.48     | \$128.76     | \$6,100.62     |
| 58          | 1707176  | 00hu          | Washtenaw Community Health Organization | 58          | Monroe      | \$27,795.03  | \$27,200.64  | \$88,435.87  | \$85,512.40  | \$53,839.50  | \$14,866.50  | \$297,649.94   |
| 59          | 1705322  | 00ge          | Bay-Arenac Behavioral Health            | 59          | Montcalm    | \$7,773.26   | \$7,989.45   | \$23,056.88  | \$24,647.72  | \$16,516.65  | \$4,274.40   | \$84,258.36    |
| 60          | 4476125  | 00hf          | North Country CMH                       | 60          | Montmorency | \$2,020.85   | \$2,226.54   | \$6,655.04   | \$8,422.19   | \$7,273.84   | \$2,081.52   | \$28,679.98    |
| 61          | 1712452  | 00ha          | CMH Services of Muskegon County         | 61          | Muskegon    | \$51,422.70  | \$49,146.63  | \$165,851.06 | \$168,199.71 | \$113,073.32 | \$25,361.60  | \$573,055.02   |
| 62          | 1708001  | 00bj          | CMHA of Clinton-Eaton-Ingham Counties   | 62          | Newaygo     | \$10,864.26  | \$11,142.60  | \$32,883.30  | \$38,896.56  | \$25,907.41  | \$6,928.74   | \$126,622.87   |



MA DAB Revenue by PHP by County by Age Group

3-Dec-2003 00:47

2003-10

MA Capitation DMB Report: 57b2 - qSummary recordcode02 by PHP by County - Rev - DAB

| Provider ID | Agent ID | Provider Name | Co ID                                   | County Name | Age Group    |                |                |                |                |                | Total          |                 |
|-------------|----------|---------------|---|-------------|--------------|----------------|----------------|----------------|----------------|----------------|----------------|-----------------|
|             |          |               |   |             | 0 - 17       | 18 - 25        | 26 - 39        | 40 - 49        | 50 - 64        | 65+            |                |                 |
| 63          | 1705289  | 0058          | Oakland County CMH Authority            | 63          | Oakland      | \$156,999.45   | \$144,009.03   | \$521,738.00   | \$497,988.48   | \$375,485.19   | \$159,609.80   | \$1,855,829.95  |
| 64          | 1707158  | 00hc          | North Central CMHSP                     | 64          | Oceana       | \$4,918.15     | \$6,710.68     | \$16,859.31    | \$20,456.28    | \$17,060.10    | \$3,968.96     | \$69,973.48     |
| 65          | 4476125  | 00hf          | North Country CMH                       | 65          | Ogemaw       | \$4,506.60     | \$6,418.24     | \$14,732.44    | \$24,728.88    | \$16,301.92    | \$4,382.52     | \$71,070.60     |
| 66          | 1724945  | 00hj          | Pathways CMH                            | 66          | Ontonagon    | \$1,844.84     | \$2,259.00     | \$7,880.82     | \$9,489.06     | \$7,574.64     | \$3,824.97     | \$32,873.33     |
| 67          | 4344340  | 00gg          | CMH for Central Michigan                | 67          | Osceola      | \$5,480.06     | \$6,718.80     | \$18,761.00    | \$18,905.92    | \$14,903.70    | \$3,293.94     | \$68,063.42     |
| 68          | 4476125  | 00hf          | North Country CMH                       | 68          | Oscoda       | \$1,958.04     | \$2,225.68     | \$5,940.50     | \$9,699.69     | \$6,860.88     | \$1,807.48     | \$28,492.27     |
| 69          | 4476125  | 00hf          | North Country CMH                       | 69          | Otsego       | \$5,172.00     | \$7,393.34     | \$17,790.84    | \$18,769.33    | \$10,570.30    | \$3,434.00     | \$63,129.81     |
| 70          | 1712452  | 00ha          | CMH Services of Muskegon County         | 70          | Ottawa       | \$38,488.80    | \$41,537.10    | \$107,798.70   | \$96,142.41    | \$62,285.01    | \$25,356.53    | \$371,608.55    |
| 71          | 4476125  | 00hf          | North Country CMH                       | 71          | Presque Isle | \$1,958.67     | \$2,951.46     | \$7,249.24     | \$8,955.24     | \$6,628.58     | \$2,837.31     | \$30,580.50     |
| 72          | 1707158  | 00hc          | Northern Lakes CMHA                     | 72          | Roscommon    | \$8,079.00     | \$10,674.30    | \$37,676.04    | \$41,742.20    | \$29,977.90    | \$7,446.62     | \$135,596.06    |
| 73          | 1712541  | 00hq          | Saginaw County CMH Authority            | 73          | Saginaw      | \$65,601.36    | \$63,496.47    | \$205,411.15   | \$196,035.00   | \$117,590.04   | \$28,439.86    | \$676,573.88    |
| 74          | 1708164  | 00ho          | St. Clair County CMH Services           | 74          | St. Clair    | \$42,758.56    | \$35,161.90    | \$111,515.04   | \$112,364.56   | \$82,402.05    | \$19,386.95    | \$403,589.06    |
| 75          | 3402136  | 00gr          | Kalamazoo CMH Services                  | 75          | St. Joseph   | \$18,048.10    | \$20,302.83    | \$49,938.98    | \$51,694.80    | \$36,520.92    | \$10,602.69    | \$187,108.32    |
| 76          | 1708164  | 00ho          | St. Clair County CMH Services           | 76          | Sanilac      | \$6,707.92     | \$10,528.20    | \$23,221.79    | \$28,060.19    | \$23,853.60    | \$7,568.59     | \$99,940.29     |
| 77          | 1724945  | 00hj          | Pathways CMH                            | 77          | Schoolcraft  | \$2,023.04     | \$4,879.14     | \$17,596.92    | \$14,352.00    | \$14,476.00    | \$5,530.21     | \$58,857.31     |
| 78          | 1705322  | 00ge          | Bay-Arenac Behavioral Health            | 78          | Shiawassee   | \$14,121.06    | \$15,411.76    | \$49,400.28    | \$45,410.96    | \$31,379.25    | \$9,184.42     | \$164,907.73    |
| 79          | 1705322  | 00ge          | Bay-Arenac Behavioral Health            | 79          | Tuscola      | \$14,793.48    | \$17,204.40    | \$44,687.50    | \$42,567.76    | \$31,362.11    | \$8,080.38     | \$158,695.63    |
| 80          | 2920843  | 00hr          | Summit Pointe                           | 80          | Van Buren    | \$28,110.33    | \$27,384.66    | \$78,471.06    | \$85,427.98    | \$66,594.96    | \$19,080.53    | \$305,069.52    |
| 81          | 1707176  | 00hu          | Washtenaw Community Health Organization | 81          | Washtenaw    | \$64,900.14    | \$63,344.99    | \$200,314.43   | \$193,594.50   | \$123,943.68   | \$38,419.52    | \$684,517.26    |
| 82          | 3119549  | 00gj          | Detroit Wayne County CMH Agency         | 82          | Wayne        | \$1,122,693.02 | \$736,997.58   | \$2,779,382.16 | \$3,006,196.65 | \$2,274,716.64 | \$512,786.24   | \$10,432,772.29 |
| 83          | 1707158  | 00hc          | Northern Lakes CMHA                     | 83          | Wexford      | \$14,380.62    | \$19,016.40    | \$53,940.56    | \$62,613.30    | \$42,477.16    | \$11,116.28    | \$203,544.32    |
| 84          |          |               |   |             |              |                |                |                |                |                |                |                 |
| 85          |          |               |   |             |              |                |                |                |                |                |                |                 |
|             |          |               |   |             |              | \$2,872,742.53 | \$2,464,599.18 | \$8,052,621.74 | \$8,274,221.90 | \$5,976,636.34 | \$1,664,501.45 | \$29,305,323.14 |

Check Values

MA TANF Revenue by PHP by Age Group

3-Dec-2003 00:47

2003-10

MA Capitation DMB Report: 57c2 - qSummary recordcode02 by PHP - Rev - TANF

| Provider ID | Agent ID | Affiliation Name                        | Age Group      |              |                |              |             |          | Total          |
|-------------|----------|---|----------------|--------------|----------------|--------------|-------------|----------|----------------|
|             |          |   | 0 - 17         | 18 - 25      | 26 - 39        | 40 - 49      | 50 - 64     | 65+      |                |
| 1 1705322   | 00ge     | Bay-Arenac Behavioral Health            | \$143,340.62   | \$22,362.01  | \$39,178.94    | \$12,454.97  | \$1,392.33  | \$1.66   | \$218,730.53   |
| 2 4344340   | 00gg     | CMH for Central Michigan                | \$82,465.00    | \$14,447.22  | \$25,660.48    | \$8,182.60   | \$1,089.36  |          | \$131,844.66   |
| 3 1712452   | 00ha     | CMH Services of Muskegon County         | \$153,136.46   | \$24,439.57  | \$38,541.85    | \$10,554.77  | \$1,293.65  |          | \$227,966.30   |
| 4 1708001   | 00bj     | CMHA of Clinton-Eaton-Ingham Counties   | \$197,534.70   | \$32,240.29  | \$55,519.72    | \$16,130.78  | \$2,258.73  | \$2.62   | \$303,686.84   |
| 5 3119549   | 00gj     | Detroit Wayne County CMH Agency         | \$1,052,762.97 | \$142,664.86 | \$295,981.92   | \$100,077.43 | \$17,321.70 | \$54.40  | \$1,608,863.28 |
| 6 1705233   | 0028     | Genesee County CMH Services             | \$82,284.23    | \$13,436.58  | \$27,620.24    | \$8,188.08   | \$991.80    | \$3.20   | \$132,524.13   |
| 7 3402136   | 00gr     | Kalamazoo CMH Services                  | \$170,097.66   | \$27,739.70  | \$48,590.38    | \$13,527.77  | \$2,049.98  | \$1.77   | \$262,007.26   |
| 8 1705430   | 00gs     | Kent County CMHA                        | \$191,064.66   | \$30,308.68  | \$53,927.40    | \$14,521.95  | \$2,398.70  | \$3.06   | \$292,224.45   |
| 9 1712229   | 00gv     | Lifeways                                | \$80,159.10    | \$12,666.67  | \$19,700.24    | \$5,631.60   | \$994.85    |          | \$119,152.46   |
| 10 3396315  | 00gx     | Macomb County CMH Services              | \$168,610.94   | \$24,193.44  | \$46,844.94    | \$18,817.50  | \$3,987.36  | \$10.20  | \$262,464.38   |
| 11 4476125  | 00hf     | North Country CMH                       | \$115,981.20   | \$17,601.00  | \$31,029.35    | \$11,468.69  | \$1,192.57  | \$4.52   | \$177,277.33   |
| 12 1707158  | 00hc     | Northern Lakes CMHA                     | \$111,037.42   | \$16,759.59  | \$31,460.96    | \$10,721.63  | \$1,743.22  | \$3.60   | \$171,726.42   |
| 13 1705289  | 0058     | Oakland County CMH Authority            | \$158,595.78   | \$20,417.02  | \$40,043.34    | \$15,120.00  | \$3,073.04  | \$7.92   | \$237,257.10   |
| 14 1724945  | 00hj     | Pathways CMH                            | \$182,649.47   | \$28,957.27  | \$49,652.57    | \$16,913.04  | \$2,374.27  |          | \$280,546.62   |
| 15 1712541  | 00hq     | Saginaw County CMH Authority            | \$62,791.28    | \$9,588.32   | \$18,768.48    | \$5,548.40   | \$633.81    |          | \$97,330.29    |
| 16 1708164  | 00ho     | St. Clair County CMH Services           | \$180,107.66   | \$30,355.39  | \$54,602.46    | \$18,362.00  | \$2,789.20  | \$2.36   | \$286,219.07   |
| 17 2920843  | 00hr     | Summit Pointe                           | \$214,434.08   | \$35,590.67  | \$61,187.00    | \$18,793.18  | \$3,029.95  | \$13.80  | \$333,048.68   |
| 18 1707176  | 00hu     | Washtenaw Community Health Organization | \$231,443.91   | \$35,488.28  | \$63,318.20    | \$18,217.39  | \$2,686.29  | \$17.14  | \$351,171.21   |
| 19          |          |   |                |              |                |              |             |          | \$0.00         |
| 20          |          |   |                |              |                |              |             |          |                |
|             |          | State Subtotals                         | \$3,578,497.14 | \$539,256.56 | \$1,001,628.47 | \$323,231.78 | \$51,300.81 | \$126.25 | \$5,494,041.01 |

Check Values

MA TANF Revenue by PHP by County by Age Group

3-Dec-2003 00:47

2003-10

MA Capitation DMB Report: 57d2 - qSummary recordcode02 by PHP by County - Rev - TANF

| Provider ID | Agent ID | Provider Name | Co ID                                 | County Name | Age Group      |             |             |             |            |          | Total  |              |
|-------------|----------|---------------|---------------------------------------|-------------|----------------|-------------|-------------|-------------|------------|----------|--------|--------------|
|             |          |               |                                       |             | 0 - 17         | 18 - 25     | 26 - 39     | 40 - 49     | 50 - 64    | 65+      |        |              |
| 1           | 4476125  | 00hf          | North Country CMH                     | 01          | Alcona         | \$3,849.70  | \$451.14    | \$1,213.20  | \$473.34   | \$62.93  |        | \$6,050.31   |
| 2           | 1724945  | 00hj          | Pathways CMH                          | 02          | Alger          | \$6,233.52  | \$887.36    | \$1,500.60  | \$850.64   | \$109.40 |        | \$9,581.52   |
| 3           | 3402136  | 00gr          | Kalamazoo CMH Services                | 03          | Allegan        | \$50,034.00 | \$7,627.92  | \$12,917.17 | \$3,679.67 | \$762.87 |        | \$75,021.63  |
| 4           | 4476125  | 00hf          | North Country CMH                     | 04          | Alpena         | \$12,066.14 | \$2,144.46  | \$3,841.80  | \$1,498.91 | \$143.84 | \$1.66 | \$19,696.81  |
| 5           | 4476125  | 00hf          | North Country CMH                     | 05          | Antrim         | \$7,429.40  | \$899.08    | \$1,036.49  | \$301.01   | \$54.25  |        | \$9,720.23   |
| 6           | 1705322  | 00ge          | Bay-Arenac Behavioral Health          | 06          | Arenac         | \$10,305.36 | \$1,438.24  | \$2,192.86  | \$1,238.16 | \$129.36 |        | \$15,303.98  |
| 7           | 1724945  | 00hj          | Pathways CMH                          | 07          | Baraga         | \$3,252.88  | \$410.71    | \$692.07    | \$201.24   | \$53.52  |        | \$4,610.42   |
| 8           | 2920843  | 00hr          | Summit Pointe                         | 08          | Barry          | \$11,092.92 | \$1,686.65  | \$3,278.31  | \$997.12   | \$124.40 |        | \$17,179.40  |
| 9           | 1705322  | 00ge          | Bay-Arenac Behavioral Health          | 09          | Bay            | \$51,592.86 | \$8,637.52  | \$15,482.12 | \$4,289.34 | \$411.60 |        | \$80,413.44  |
| 10          | 1708001  | 00bj          | CMHA of Clinton-Eaton-Ingham Counties | 10          | Benzie         | \$6,330.86  | \$906.24    | \$978.90    | \$434.00   | \$44.68  |        | \$8,694.68   |
| 11          | 2920843  | 00hr          | Summit Pointe                         | 11          | Berrien        | \$56,350.00 | \$9,097.88  | \$16,750.44 | \$4,749.36 | \$818.07 | \$1.36 | \$87,767.11  |
| 12          | 2920843  | 00hr          | Summit Pointe                         | 12          | Branch         | \$21,215.80 | \$3,492.06  | \$5,816.47  | \$1,558.20 | \$213.12 | \$2.18 | \$32,297.83  |
| 13          | 2920843  | 00hr          | Summit Pointe                         | 13          | Calhoun        | \$79,770.24 | \$13,114.88 | \$20,434.58 | \$5,998.07 | \$862.92 | \$2.34 | \$120,183.03 |
| 14          | 3402136  | 00gr          | Kalamazoo CMH Services                | 14          | Cass           | \$11,812.50 | \$2,055.90  | \$3,969.00  | \$1,179.36 | \$212.80 |        | \$19,229.56  |
| 15          | 4476125  | 00hf          | North Country CMH                     | 15          | Charlevoix     | \$7,671.40  | \$925.68    | \$1,167.14  | \$495.21   | \$54.25  | \$2.86 | \$10,316.54  |
| 16          | 4476125  | 00hf          | North Country CMH                     | 16          | Cheboygan      | \$10,241.44 | \$1,484.28  | \$2,586.87  | \$776.80   | \$77.50  |        | \$15,166.89  |
| 17          | 1724945  | 00hj          | Pathways CMH                          | 17          | Chippewa       | \$16,407.46 | \$2,528.63  | \$4,166.20  | \$1,356.48 | \$150.30 |        | \$24,609.07  |
| 18          | 4344340  | 00gg          | CMH for Central Michigan              | 18          | Clare          | \$13,910.00 | \$2,308.69  | \$4,477.97  | \$1,746.96 | \$120.15 |        | \$22,563.77  |
| 19          | 1708001  | 00bj          | CMHA of Clinton-Eaton-Ingham Counties | 19          | Clinton        | \$10,159.35 | \$1,602.30  | \$2,563.20  | \$696.54   | \$85.44  |        | \$15,106.83  |
| 20          | 1707158  | 00hc          | Northern Lakes CMHA                   | 20          | Crawford       | \$7,219.59  | \$973.76    | \$1,664.24  | \$640.43   | \$104.30 |        | \$10,602.32  |
| 21          | 1724945  | 00hj          | Pathways CMH                          | 21          | Delta          | \$35,227.59 | \$5,339.20  | \$9,864.60  | \$2,826.32 | \$525.12 |        | \$53,782.83  |
| 22          | 1724945  | 00hj          | Pathways CMH                          | 22          | Dickinson      | \$12,354.64 | \$2,042.82  | \$2,929.45  | \$1,115.80 | \$76.26  |        | \$18,518.97  |
| 23          | 1708001  | 00bj          | CMHA of Clinton-Eaton-Ingham Counties | 23          | Eaton          | \$20,114.00 | \$3,322.20  | \$5,542.92  | \$1,357.36 | \$178.00 |        | \$30,514.48  |
| 24          | 4476125  | 00hf          | North Country CMH                     | 24          | Emmet          | \$9,389.60  | \$1,191.68  | \$1,802.97  | \$446.66   | \$69.75  |        | \$12,900.66  |
| 25          | 1705233  | 0028          | Genesee County CMH Services           | 25          | Genesee        | \$82,284.23 | \$13,436.58 | \$27,620.24 | \$8,188.08 | \$991.80 | \$3.20 | \$132,524.13 |
| 26          | 4344340  | 00gg          | CMH for Central Michigan              | 26          | Gladwin        | \$10,080.00 | \$1,531.78  | \$2,342.60  | \$963.84   | \$144.18 |        | \$15,062.40  |
| 27          | 1724945  | 00hj          | Pathways CMH                          | 27          | Gogebic        | \$17,624.25 | \$2,564.84  | \$4,137.64  | \$1,770.16 | \$176.47 |        | \$26,273.36  |
| 28          | 1707158  | 00hc          | Northern Lakes CMHA                   | 28          | Grand Traverse | \$25,734.03 | \$3,336.56  | \$6,410.84  | \$1,999.71 | \$365.05 |        | \$37,846.19  |
| 29          | 1708001  | 00bj          | CMHA of Clinton-Eaton-Ingham Counties | 29          | Gratiot        | \$22,710.76 | \$3,835.45  | \$6,193.20  | \$1,629.32 | \$268.47 |        | \$34,637.20  |
| 30          | 1712229  | 00gv          | Lifeways                              | 30          | Hillsdale      | \$16,980.15 | \$2,843.40  | \$4,321.20  | \$1,235.00 | \$246.25 |        | \$25,626.00  |
| 31          | 1724945  | 00hj          | Pathways CMH                          | 31          | Houghton       | \$12,978.10 | \$1,673.49  | \$2,828.46  | \$1,028.56 | \$124.88 |        | \$18,633.49  |

MA TANF Revenue by PHP by County by Age Group

3-Dec-2003 00:47

2003-10

MA Capitation DMB Report: 57d2 - qSummary recordcode02 by PHP by County - Rev - TANF

| Provider ID | Agent ID | Provider Name | Co ID                                   | County Name | Age Group   |              |             |             |             |            | Total   |              |
|-------------|----------|---------------|---|-------------|-------------|--------------|-------------|-------------|-------------|------------|---------|--------------|
|             |          |               |   |             | 0 - 17      | 18 - 25      | 26 - 39     | 40 - 49     | 50 - 64     | 65+        |         |              |
| 32          | 1705322  | 00ge          | Bay-Arenac Behavioral Health            | 32          | Huron       | \$13,845.48  | \$1,783.13  | \$3,474.40  | \$1,306.16  | \$170.62   | \$1.66  | \$20,581.45  |
| 33          | 1708001  | 00bj          | CMHA of Clinton-Eaton-Ingham Counties   | 33          | Ingham      | \$74,826.75  | \$12,156.90 | \$22,844.52 | \$6,420.67  | \$954.08   | \$2.62  | \$117,205.54 |
| 34          | 1708001  | 00bj          | CMHA of Clinton-Eaton-Ingham Counties   | 34          | Ionia       | \$20,579.52  | \$3,564.80  | \$5,638.24  | \$1,436.64  | \$270.28   |         | \$31,489.48  |
| 35          | 4476125  | 00hf          | North Country CMH                       | 35          | Iosco       | \$19,369.65  | \$3,035.34  | \$5,852.00  | \$2,536.40  | \$223.20   |         | \$31,016.59  |
| 36          | 1724945  | 00hj          | Pathways CMH                            | 36          | Iron        | \$6,463.16   | \$1,003.95  | \$1,543.32  | \$844.82    | \$88.97    |         | \$9,944.22   |
| 37          | 4344340  | 00gg          | CMH for Central Michigan                | 37          | Isabella    | \$14,755.00  | \$3,085.60  | \$4,856.39  | \$1,325.28  | \$176.22   |         | \$24,198.49  |
| 38          | 1712229  | 00gv          | Lifeways                                | 38          | Jackson     | \$63,178.95  | \$9,823.27  | \$15,379.04 | \$4,396.60  | \$748.60   |         | \$93,526.46  |
| 39          | 3402136  | 00gr          | Kalamazoo CMH Services                  | 39          | Kalamazoo   | \$79,816.26  | \$13,193.26 | \$23,860.17 | \$6,352.74  | \$835.06   |         | \$124,057.49 |
| 40          | 4476125  | 00hf          | North Country CMH                       | 40          | Kalkaska    | \$6,693.72   | \$888.44    | \$1,611.35  | \$572.89    | \$62.00    |         | \$9,828.40   |
| 41          | 1705430  | 00gs          | Kent County CMHA                        | 41          | Kent        | \$191,064.66 | \$30,308.68 | \$53,927.40 | \$14,521.95 | \$2,398.70 | \$3.06  | \$292,224.45 |
| 42          | 1724945  | 00hj          | Pathways CMH                            | 42          | Keweenaw    | \$740.81     | \$42.91     | \$160.48    | \$55.90     | \$8.92     |         | \$1,009.02   |
| 43          | 1707158  | 00hc          | North Central CMHSP                     | 43          | Lake        | \$5,793.60   | \$837.50    | \$1,737.40  | \$501.60    | \$63.63    |         | \$8,933.73   |
| 44          | 1708164  | 00ho          | St. Clair County CMH Services           | 44          | Lapeer      | \$25,169.52  | \$3,620.07  | \$5,864.04  | \$1,964.72  | \$334.60   |         | \$36,952.95  |
| 45          | 1707158  | 00hc          | Northern Lakes CMHA                     | 45          | Leelanau    | \$5,116.86   | \$651.56    | \$1,465.00  | \$614.29    | \$104.30   | \$1.92  | \$7,953.93   |
| 46          | 1707176  | 00hu          | Washtenaw Community Health Organization | 46          | Lenawee     | \$32,735.51  | \$5,237.12  | \$8,394.24  | \$2,511.14  | \$408.24   | \$1.79  | \$49,288.04  |
| 47          | 1707176  | 00hu          | Washtenaw Community Health Organization | 47          | Livingston  | \$49,785.44  | \$7,005.60  | \$12,444.24 | \$4,566.00  | \$364.20   |         | \$74,165.48  |
| 48          | 1724945  | 00hj          | Pathways CMH                            | 48          | Luce        | \$6,821.33   | \$1,037.76  | \$2,214.00  | \$493.92    | \$175.04   |         | \$10,742.05  |
| 49          | 1724945  | 00hj          | Pathways CMH                            | 49          | Mackinac    | \$4,569.80   | \$571.87    | \$934.58    | \$401.92    | \$60.12    |         | \$6,538.29   |
| 50          | 3396315  | 00gx          | Macomb County CMH Services              | 50          | Macomb      | \$168,610.94 | \$24,193.44 | \$46,844.94 | \$18,817.50 | \$3,987.36 | \$10.20 | \$262,464.38 |
| 51          | 1708001  | 00bj          | CMHA of Clinton-Eaton-Ingham Counties   | 51          | Manistee    | \$11,049.34  | \$1,628.16  | \$3,263.00  | \$1,022.00  | \$100.53   |         | \$17,063.03  |
| 52          | 1724945  | 00hj          | Pathways CMH                            | 52          | Marquette   | \$41,625.15  | \$7,926.08  | \$13,874.40 | \$4,308.08  | \$590.76   |         | \$68,324.47  |
| 53          | 1707158  | 00hc          | North Central CMHSP                     | 53          | Mason       | \$12,348.32  | \$2,000.00  | \$3,495.24  | \$1,288.20  | \$127.26   |         | \$19,259.02  |
| 54          | 4344340  | 00gg          | CMH for Central Michigan                | 54          | Mecosta     | \$14,290.00  | \$2,716.43  | \$4,946.49  | \$1,315.24  | \$208.26   |         | \$23,476.42  |
| 55          | 1724945  | 00hj          | Pathways CMH                            | 55          | Menominee   | \$11,711.50  | \$1,920.60  | \$3,043.77  | \$1,083.92  | \$139.81   |         | \$17,899.60  |
| 56          | 4344340  | 00gg          | CMH for Central Michigan                | 56          | Midland     | \$20,110.00  | \$3,250.90  | \$6,162.84  | \$1,847.36  | \$280.35   |         | \$31,651.45  |
| 57          | 1707158  | 00hc          | Northern Lakes CMHA                     | 57          | Missaukee   | \$696.57     | \$164.68    | \$304.72    | \$39.21     |            |         | \$1,205.18   |
| 58          | 1707176  | 00hu          | Washtenaw Community Health Organization | 58          | Monroe      | \$46,934.72  | \$6,763.50  | \$13,173.80 | \$3,175.55  | \$400.52   |         | \$70,448.09  |
| 59          | 1705322  | 00ge          | Bay-Arenac Behavioral Health            | 59          | Montcalm    | \$17,067.03  | \$2,595.78  | \$3,996.85  | \$1,346.93  | \$133.56   |         | \$25,140.15  |
| 60          | 4476125  | 00hf          | North Country CMH                       | 60          | Montmorency | \$4,035.16   | \$797.22    | \$1,182.87  | \$540.96    | \$71.92    |         | \$6,628.13   |
| 61          | 1712452  | 00ha          | CMH Services of Muskegon County         | 61          | Muskegon    | \$82,167.41  | \$14,495.55 | \$23,188.30 | \$6,855.42  | \$644.40   |         | \$127,351.08 |
| 62          | 1708001  | 00bj          | CMHA of Clinton-Eaton-Ingham Counties   | 62          | Newaygo     | \$31,764.12  | \$5,224.24  | \$8,495.74  | \$3,134.25  | \$357.25   |         | \$48,975.60  |

MA TANF Revenue by PHP by County by Age Group

3-Dec-2003 00:47

2003-10

MA Capitation DMB Report: 57d2 - qSummary recordcode02 by PHP by County - Rev - TANF

|    | Provider ID | Agent ID | Provider Name                           | Co ID | County Name  | Age Group      |              |                |              |             |          | Total          |
|----|-------------|----------|---|-------|--------------|----------------|--------------|----------------|--------------|-------------|----------|----------------|
|    |             |          |   |       |              | 0 - 17         | 18 - 25      | 26 - 39        | 40 - 49      | 50 - 64     | 65+      |                |
| 63 | 1705289     | 0058     | Oakland County CMH Authority            | 63    | Oakland      | \$158,595.78   | \$20,417.02  | \$40,043.34    | \$15,120.00  | \$3,073.04  | \$7.92   | \$237,257.10   |
| 64 | 1707158     | 00hc     | North Central CMHSP                     | 64    | Oceana       | \$17,835.20    | \$2,831.25   | \$5,437.04     | \$2,017.80   | \$436.32    | \$1.68   | \$28,559.29    |
| 65 | 4476125     | 00hf     | North Country CMH                       | 65    | Ogemaw       | \$16,276.08    | \$2,974.02   | \$5,634.64     | \$1,976.90   | \$163.68    |          | \$27,025.32    |
| 66 | 1724945     | 00hj     | Pathways CMH                            | 66    | Ontonagon    | \$2,294.84     | \$380.06     | \$682.04       | \$223.60     | \$44.60     |          | \$3,625.14     |
| 67 | 4344340     | 00gg     | CMH for Central Michigan                | 67    | Osceola      | \$9,320.00     | \$1,553.82   | \$2,874.19     | \$983.92     | \$160.20    |          | \$14,892.13    |
| 68 | 4476125     | 00hf     | North Country CMH                       | 68    | Oscoda       | \$6,530.87     | \$981.12     | \$1,972.96     | \$708.70     | \$119.04    |          | \$10,312.69    |
| 69 | 4476125     | 00hf     | North Country CMH                       | 69    | Otsego       | \$8,460.32     | \$1,266.16   | \$2,308.15     | \$825.35     | \$54.25     |          | \$12,914.23    |
| 70 | 1712452     | 00ha     | CMH Services of Muskegon County         | 70    | Ottawa       | \$70,969.05    | \$9,944.02   | \$15,353.55    | \$3,699.35   | \$649.25    |          | \$100,615.22   |
| 71 | 4476125     | 00hf     | North Country CMH                       | 71    | Presque Isle | \$3,967.72     | \$562.38     | \$818.91       | \$315.56     | \$35.96     |          | \$5,700.53     |
| 72 | 1707158     | 00hc     | Northern Lakes CMHA                     | 72    | Roscommon    | \$12,538.26    | \$2,033.44   | \$4,641.12     | \$1,908.22   | \$239.89    |          | \$21,360.93    |
| 73 | 1712541     | 00hq     | Saginaw County CMH Authority            | 73    | Saginaw      | \$62,791.28    | \$9,588.32   | \$18,768.48    | \$5,548.40   | \$633.81    |          | \$97,330.29    |
| 74 | 1708164     | 00ho     | St. Clair County CMH Services           | 74    | St. Clair    | \$142,233.98   | \$24,891.52  | \$45,196.44    | \$15,173.28  | \$2,263.20  |          | \$229,758.42   |
| 75 | 3402136     | 00gr     | Kalamazoo CMH Services                  | 75    | St. Joseph   | \$28,434.90    | \$4,862.62   | \$7,844.04     | \$2,316.00   | \$239.25    | \$1.77   | \$43,698.58    |
| 76 | 1708164     | 00ho     | St. Clair County CMH Services           | 76    | Sanilac      | \$12,704.16    | \$1,843.80   | \$3,541.98     | \$1,224.00   | \$191.40    | \$2.36   | \$19,507.70    |
| 77 | 1724945     | 00hj     | Pathways CMH                            | 77    | Schoolcraft  | \$4,344.44     | \$626.99     | \$1,080.96     | \$351.68     | \$50.10     |          | \$6,454.17     |
| 78 | 1705322     | 00ge     | Bay-Arenac Behavioral Health            | 78    | Shiawassee   | \$24,566.00    | \$4,087.50   | \$7,235.76     | \$2,006.40   | \$236.60    |          | \$38,132.26    |
| 79 | 1705322     | 00ge     | Bay-Arenac Behavioral Health            | 79    | Tuscola      | \$25,963.89    | \$3,819.84   | \$6,796.95     | \$2,267.98   | \$310.59    |          | \$39,159.25    |
| 80 | 2920843     | 00hr     | Summit Pointe                           | 80    | Van Buren    | \$46,005.12    | \$8,199.20   | \$14,907.20    | \$5,490.43   | \$1,011.44  | \$7.92   | \$75,621.31    |
| 81 | 1707176     | 00hu     | Washtenaw Community Health Organization | 81    | Washtenaw    | \$101,988.24   | \$16,482.06  | \$29,305.92    | \$7,964.70   | \$1,513.33  | \$15.35  | \$157,269.60   |
| 82 | 3119549     | 00gj     | Detroit Wayne County CMH Agency         | 82    | Wayne        | \$1,052,762.97 | \$142,664.86 | \$295,981.92   | \$100,077.43 | \$17,321.70 | \$54.40  | \$1,608,863.28 |
| 83 | 1707158     | 00hc     | Northern Lakes CMHA                     | 83    | Wexford      | \$23,754.99    | \$3,930.84   | \$6,305.36     | \$1,712.17   | \$302.47    |          | \$36,005.83    |
| 84 |             |          |   |       |              |                |              |                |              |             |          | \$0.00         |
| 85 |             |          |   |       |              |                |              |                |              |             |          |                |
|    |             |          |   |       |              | \$3,578,497.14 | \$539,256.56 | \$1,001,628.47 | \$323,231.78 | \$51,300.81 | \$126.25 | \$5,494,041.01 |

Check Values

MA DD Revenue by PHP by Age Group

3-Dec-2003 00:47

2003-10

MA Capitation DMB Report: 57e2 - qSummary recordcode02 by PHP - Rev - DD

| Provider ID | Agent ID | Affiliation Name                        | Age Group    |                |                 |                 |                 |                | Total           |
|-------------|----------|---|--------------|----------------|-----------------|-----------------|-----------------|----------------|-----------------|
|             |          |   | 0 - 17       | 18 - 25        | 26 - 39         | 40 - 49         | 50 - 64         | 65+            |                 |
| 1705322     | 00ge     | Bay-Arenac Behavioral Health            | \$28,057.03  | \$162,891.36   | \$965,593.13    | \$1,136,043.83  | \$743,993.85    | \$186,186.16   | \$3,222,765.36  |
| 4344340     | 00gg     | CMH for Central Michigan                | \$30,959.38  | \$174,016.08   | \$1,013,595.00  | \$1,178,887.84  | \$797,588.50    | \$188,318.90   | \$3,383,365.70  |
| 1712452     | 00ha     | CMH Services of Muskegon County         | \$30,743.33  | \$182,652.30   | \$941,044.39    | \$1,025,320.00  | \$623,092.80    | \$141,863.44   | \$2,944,716.26  |
| 1708001     | 00bj     | CMHA of Clinton-Eaton-Ingham Counties   | \$44,119.94  | \$237,185.78   | \$1,320,274.67  | \$1,513,692.38  | \$1,025,928.70  | \$267,983.72   | \$4,409,185.19  |
| 3119549     | 00gj     | Detroit Wayne County CMH Agency         | \$197,168.20 | \$709,527.91   | \$4,370,483.69  | \$5,413,700.04  | \$3,781,677.06  | \$1,219,107.24 | \$15,691,664.14 |
| 1705233     | 0028     | Genesee County CMH Services             | \$59,657.08  | \$215,288.10   | \$1,343,038.72  | \$1,498,639.00  | \$832,049.68    | \$225,766.62   | \$4,174,439.20  |
| 3402136     | 00gr     | Kalamazoo CMH Services                  | \$40,396.19  | \$204,160.95   | \$1,178,429.47  | \$1,325,464.01  | \$869,974.18    | \$233,184.02   | \$3,851,608.82  |
| 1705430     | 00gs     | Kent County CMHA                        | \$48,205.68  | \$233,991.32   | \$1,105,192.86  | \$1,130,227.32  | \$678,093.99    | \$198,226.07   | \$3,393,937.24  |
| 1712229     | 00gv     | Lifeways                                | \$17,692.55  | \$74,618.42    | \$418,206.70    | \$452,100.00    | \$280,225.92    | \$81,155.40    | \$1,323,998.99  |
| 3396315     | 00gx     | Macomb County CMH Services              | \$51,494.70  | \$303,662.79   | \$1,770,705.00  | \$2,077,864.06  | \$1,471,092.28  | \$505,990.90   | \$6,180,809.73  |
| 4476125     | 00hf     | North Country CMH                       | \$24,468.69  | \$126,928.09   | \$820,174.60    | \$1,092,503.84  | \$758,490.95    | \$189,997.73   | \$3,012,563.90  |
| 1707158     | 00hc     | Northern Lakes CMHA                     | \$16,900.16  | \$89,307.29    | \$535,570.75    | \$680,175.28    | \$449,985.61    | \$108,737.40   | \$1,880,676.49  |
| 1705289     | 0058     | Oakland County CMH Authority            | \$79,039.19  | \$474,454.26   | \$2,888,640.04  | \$3,160,003.85  | \$2,205,794.50  | \$839,550.12   | \$9,647,481.96  |
| 1724945     | 00hj     | Pathways CMH                            | \$25,938.40  | \$164,458.10   | \$954,609.85    | \$1,260,427.45  | \$924,435.92    | \$277,605.57   | \$3,607,475.29  |
| 1712541     | 00hq     | Saginaw County CMH Authority            | \$20,407.14  | \$86,426.64    | \$468,492.90    | \$513,313.50    | \$283,430.77    | \$89,307.92    | \$1,461,378.87  |
| 1708164     | 00ho     | St. Clair County CMH Services           | \$29,496.35  | \$172,922.36   | \$1,021,003.08  | \$1,216,627.66  | \$858,710.66    | \$207,449.35   | \$3,506,209.46  |
| 2920843     | 00hr     | Summit Pointe                           | \$37,063.81  | \$166,511.46   | \$880,422.30    | \$1,068,794.91  | \$700,075.31    | \$210,883.62   | \$3,063,751.41  |
| 1707176     | 00hu     | Washtenaw Community Health Organization | \$45,834.94  | \$259,002.37   | \$1,394,213.57  | \$1,502,086.47  | \$915,172.74    | \$258,366.89   | \$4,374,676.98  |
|             |          |   |              |                |                 |                 |                 |                | \$0.00          |
|             |          |   |              |                |                 |                 |                 |                |                 |
|             |          | State Subtotals                         | \$827,642.76 | \$4,038,005.58 | \$23,389,690.72 | \$27,245,871.44 | \$18,199,813.42 | \$5,429,681.07 | \$79,130,704.99 |

Check Values



MA DD Revenue by PHP by County by Age Group

3-Dec-2003 00:47

2003-10

MA Capitation DMB Report: 57f2 - qSummary recordcode02 by PHP by County - Rev - DD

| Provider ID | Agent ID | Provider Name | Co ID                                 | County Name | Age Group      |             |              |                |                |              | Total        |                |
|-------------|----------|---------------|---------------------------------------|-------------|----------------|-------------|--------------|----------------|----------------|--------------|--------------|----------------|
|             |          |               |                                       |             | 0 - 17         | 18 - 25     | 26 - 39      | 40 - 49        | 50 - 64        | 65+          |              |                |
| 1           | 4476125  | 00hf          | North Country CMH                     | 01          | Alcona         | \$1,534.42  | \$4,213.69   | \$33,612.80    | \$60,456.20    | \$53,018.57  | \$16,577.20  | \$169,412.88   |
| 2           | 1724945  | 00hj          | Pathways CMH                          | 02          | Alger          | \$656.40    | \$1,257.12   | \$29,332.08    | \$36,846.04    | \$34,413.66  | \$12,456.73  | \$114,962.03   |
| 3           | 3402136  | 00gr          | Kalamazoo CMH Services                | 03          | Allegan        | \$8,287.92  | \$47,125.89  | \$256,494.73   | \$268,761.12   | \$198,196.60 | \$52,854.00  | \$831,720.26   |
| 4           | 4476125  | 00hf          | North Country CMH                     | 04          | Alpena         | \$3,790.92  | \$27,551.05  | \$176,467.20   | \$234,051.86   | \$144,157.93 | \$30,667.82  | \$616,686.78   |
| 5           | 4476125  | 00hf          | North Country CMH                     | 05          | Antrim         | \$1,805.00  | \$11,669.40  | \$54,455.49    | \$87,060.96    | \$50,831.20  | \$8,620.56   | \$214,442.61   |
| 6           | 1705322  | 00ge          | Bay-Arenac Behavioral Health          | 06          | Arenac         | \$1,669.20  | \$7,377.92   | \$50,209.32    | \$90,920.84    | \$61,712.64  | \$15,034.29  | \$226,924.21   |
| 7           | 1724945  | 00hj          | Pathways CMH                          | 07          | Baraga         | \$482.17    | \$2,930.73   | \$21,412.94    | \$25,557.48    | \$26,653.32  | \$11,241.78  | \$88,278.42    |
| 8           | 2920843  | 00hr          | Summit Pointe                         | 08          | Barry          | \$1,307.56  | \$8,616.09   | \$36,139.68    | \$49,268.45    | \$33,764.46  | \$6,931.68   | \$136,027.92   |
| 9           | 1705322  | 00ge          | Bay-Arenac Behavioral Health          | 09          | Bay            | \$9,405.30  | \$54,642.72  | \$376,569.90   | \$433,102.65   | \$261,187.84 | \$67,506.91  | \$1,202,415.32 |
| 10          | 1708001  | 00bj          | CMHA of Clinton-Eaton-Ingham Counties | 10          | Benzie         | \$2,795.00  | \$14,005.80  | \$64,148.02    | \$84,589.96    | \$76,996.64  | \$25,667.56  | \$268,202.98   |
| 11          | 2920843  | 00hr          | Summit Pointe                         | 11          | Berrien        | \$19,601.72 | \$74,064.35  | \$366,207.50   | \$472,410.90   | \$307,389.16 | \$96,063.00  | \$1,335,736.63 |
| 12          | 2920843  | 00hr          | Summit Pointe                         | 12          | Branch         | \$4,473.60  | \$21,419.20  | \$137,437.74   | \$154,812.14   | \$103,879.65 | \$32,863.68  | \$454,886.01   |
| 13          | 2920843  | 00hr          | Summit Pointe                         | 13          | Calhoun        | \$7,533.42  | \$39,646.56  | \$220,546.80   | \$240,206.30   | \$145,415.28 | \$42,298.20  | \$695,646.56   |
| 14          | 3402136  | 00gr          | Kalamazoo CMH Services                | 14          | Cass           | \$3,991.77  | \$20,428.78  | \$122,444.28   | \$126,845.06   | \$97,543.60  | \$21,806.33  | \$393,059.82   |
| 15          | 4476125  | 00hf          | North Country CMH                     | 15          | Charlevoix     | \$1,768.90  | \$8,557.56   | \$57,816.94    | \$56,658.72    | \$49,078.40  | \$11,604.60  | \$185,485.12   |
| 16          | 4476125  | 00hf          | North Country CMH                     | 16          | Cheboygan      | \$2,960.20  | \$10,891.44  | \$88,742.28    | \$102,262.08   | \$72,916.48  | \$19,562.04  | \$297,334.52   |
| 17          | 1724945  | 00hj          | Pathways CMH                          | 17          | Chippewa       | \$3,054.25  | \$15,701.88  | \$100,573.20   | \$133,515.76   | \$90,526.40  | \$25,685.88  | \$369,057.37   |
| 18          | 4344340  | 00gg          | CMH for Central Michigan              | 18          | Clare          | \$5,225.88  | \$25,021.92  | \$191,661.60   | \$249,263.56   | \$162,208.36 | \$34,173.70  | \$667,555.02   |
| 19          | 1708001  | 00bj          | CMHA of Clinton-Eaton-Ingham Counties | 19          | Clinton        | \$2,052.00  | \$10,909.08  | \$69,940.77    | \$66,383.20    | \$35,274.33  | \$6,597.15   | \$191,156.53   |
| 20          | 1707158  | 00hc          | Northern Lakes CMHA                   | 20          | Crawford       | \$1,568.92  | \$5,726.63   | \$34,961.89    | \$52,668.61    | \$28,469.22  | \$8,975.60   | \$132,370.87   |
| 21          | 1724945  | 00hj          | Pathways CMH                          | 21          | Delta          | \$4,113.44  | \$30,485.16  | \$140,142.16   | \$183,392.79   | \$128,732.58 | \$34,557.38  | \$521,423.51   |
| 22          | 1724945  | 00hj          | Pathways CMH                          | 22          | Dickinson      | \$2,273.70  | \$11,630.62  | \$68,004.30    | \$98,905.50    | \$54,193.86  | \$13,288.80  | \$248,296.78   |
| 23          | 1708001  | 00bj          | CMHA of Clinton-Eaton-Ingham Counties | 23          | Eaton          | \$4,740.12  | \$21,965.58  | \$115,803.57   | \$117,447.20   | \$75,730.20  | \$16,210.14  | \$351,896.81   |
| 24          | 4476125  | 00hf          | North Country CMH                     | 24          | Emmet          | \$2,021.60  | \$9,854.16   | \$77,985.64    | \$88,442.88    | \$72,916.48  | \$19,893.60  | \$271,114.36   |
| 25          | 1705233  | 0028          | Genesee County CMH Services           | 25          | Genesee        | \$59,657.08 | \$215,288.10 | \$1,343,038.72 | \$1,498,639.00 | \$832,049.68 | \$225,766.62 | \$4,174,439.20 |
| 26          | 4344340  | 00gg          | CMH for Central Michigan              | 26          | Gladwin        | \$2,850.48  | \$13,363.98  | \$113,522.64   | \$140,163.40   | \$109,163.92 | \$23,630.75  | \$402,695.17   |
| 27          | 1724945  | 00hj          | Pathways CMH                          | 27          | Gogebic        | \$2,165.00  | \$10,884.30  | \$64,497.60    | \$106,891.98   | \$55,492.80  | \$22,266.16  | \$262,197.84   |
| 28          | 1707158  | 00hc          | Northern Lakes CMHA                   | 28          | Grand Traverse | \$4,449.56  | \$20,505.03  | \$139,368.63   | \$150,130.15   | \$101,390.38 | \$26,218.20  | \$442,061.95   |
| 29          | 1708001  | 00bj          | CMHA of Clinton-Eaton-Ingham Counties | 29          | Gratiot        | \$4,651.60  | \$23,040.80  | \$150,082.68   | \$164,995.30   | \$121,866.55 | \$37,193.25  | \$501,830.18   |
| 30          | 1712229  | 00gv          | Lifeways                              | 30          | Hillsdale      | \$3,792.80  | \$18,267.58  | \$90,705.10    | \$100,237.50   | \$70,736.64  | \$20,585.76  | \$304,325.38   |
| 31          | 1724945  | 00hj          | Pathways CMH                          | 31          | Houghton       | \$2,522.12  | \$17,850.81  | \$108,446.18   | \$135,596.63   | \$115,617.78 | \$39,516.56  | \$419,550.08   |



MA DD Revenue by PHP by County by Age Group

3-Dec-2003 00:47

2003-10

MA Capitation DMB Report: 57f2 - qSummary recordcode02 by PHP by County - Rev - DD

| Provider ID | Agent ID | Provider Name | Co ID                                   | County Name | Age Group   |             |              |                |                |                | Total        |                |
|-------------|----------|---------------|---|-------------|-------------|-------------|--------------|----------------|----------------|----------------|--------------|----------------|
|             |          |               |   |             | 0 - 17      | 18 - 25     | 26 - 39      | 40 - 49        | 50 - 64        | 65+            |              |                |
| 32          | 1705322  | 00ge          | Bay-Arenac Behavioral Health            | 32          | Huron       | \$2,289.04  | \$16,207.10  | \$90,036.00    | \$121,533.24   | \$98,904.84    | \$29,603.00  | \$358,573.22   |
| 33          | 1708001  | 00bj          | CMHA of Clinton-Eaton-Ingham Counties   | 33          | Ingham      | \$18,919.44 | \$97,297.20  | \$500,668.90   | \$595,484.80   | \$358,323.42   | \$101,030.64 | \$1,671,724.40 |
| 34          | 1708001  | 00bj          | CMHA of Clinton-Eaton-Ingham Counties   | 34          | Ionia       | \$4,391.10  | \$30,539.04  | \$183,009.54   | \$176,755.00   | \$118,778.40   | \$30,405.70  | \$543,878.78   |
| 35          | 4476125  | 00hf          | North Country CMH                       | 35          | Iosco       | \$1,438.28  | \$7,055.44   | \$48,013.14    | \$66,468.60    | \$44,621.22    | \$10,309.12  | \$177,905.80   |
| 36          | 1724945  | 00hj          | Pathways CMH                            | 36          | Iron        | \$1,378.00  | \$6,186.50   | \$36,568.35    | \$49,452.75    | \$50,179.50    | \$13,921.60  | \$157,686.70   |
| 37          | 4344340  | 00gg          | CMH for Central Michigan                | 37          | Isabella    | \$7,007.43  | \$40,091.94  | \$210,090.60   | \$209,866.28   | \$139,529.94   | \$34,537.25  | \$641,123.44   |
| 38          | 1712229  | 00gv          | Lifeways                                | 38          | Jackson     | \$13,899.75 | \$56,350.84  | \$327,501.60   | \$351,862.50   | \$209,489.28   | \$60,569.64  | \$1,019,673.61 |
| 39          | 3402136  | 00gr          | Kalamazoo CMH Services                  | 39          | Kalamazoo   | \$23,754.10 | \$110,429.04 | \$641,319.90   | \$743,126.43   | \$451,075.10   | \$124,790.57 | \$2,094,495.14 |
| 40          | 4476125  | 00hf          | North Country CMH                       | 40          | Kalkaska    | \$2,129.90  | \$7,001.64   | \$61,178.39    | \$66,332.16    | \$56,790.72    | \$17,241.12  | \$210,673.93   |
| 41          | 1705430  | 00gs          | Kent County CMHA                        | 41          | Kent        | \$48,205.68 | \$233,991.32 | \$1,105,192.86 | \$1,130,227.32 | \$678,093.99   | \$198,226.07 | \$3,393,937.24 |
| 42          | 1724945  | 00hj          | Pathways CMH                            | 42          | Keweenaw    | \$222.54    | \$532.86     | \$4,835.18     | \$9,229.09     | \$6,843.42     | \$3,065.94   | \$24,729.03    |
| 43          | 1707158  | 00hc          | North Central CMHSP                     | 43          | Lake        | \$1,408.50  | \$5,664.54   | \$36,363.60    | \$63,606.72    | \$41,204.32    | \$9,829.08   | \$158,076.76   |
| 44          | 1708164  | 00ho          | St. Clair County CMH Services           | 44          | Lapeer      | \$4,325.31  | \$28,867.76  | \$209,877.84   | \$208,183.92   | \$136,161.78   | \$47,741.61  | \$635,158.22   |
| 45          | 1707158  | 00hc          | Northern Lakes CMHA                     | 45          | Leelanau    | \$617.28    | \$3,140.41   | \$14,846.83    | \$12,305.75    | \$13,735.15    | \$3,306.80   | \$47,952.22    |
| 46          | 1707176  | 00hu          | Washtenaw Community Health Organization | 46          | Lenawee     | \$8,413.37  | \$41,121.67  | \$247,169.85   | \$261,995.92   | \$174,845.28   | \$44,646.96  | \$778,193.05   |
| 47          | 1707176  | 00hu          | Washtenaw Community Health Organization | 47          | Livingston  | \$5,043.60  | \$47,626.80  | \$204,341.90   | \$193,932.90   | \$124,234.34   | \$30,447.64  | \$605,627.18   |
| 48          | 1724945  | 00hj          | Pathways CMH                            | 48          | Luce        | \$1,006.48  | \$6,599.88   | \$37,479.88    | \$41,870.50    | \$38,237.40    | \$15,671.37  | \$140,865.51   |
| 49          | 1724945  | 00hj          | Pathways CMH                            | 49          | Mackinac    | \$675.15    | \$3,001.83   | \$19,755.45    | \$41,223.76    | \$26,221.44    | \$6,200.04   | \$97,077.67    |
| 50          | 3396315  | 00gx          | Macomb County CMH Services              | 50          | Macomb      | \$51,494.70 | \$303,662.79 | \$1,770,705.00 | \$2,077,864.06 | \$1,471,092.28 | \$505,990.90 | \$6,180,809.73 |
| 51          | 1708001  | 00bj          | CMHA of Clinton-Eaton-Ingham Counties   | 51          | Manistee    | \$3,965.00  | \$25,210.44  | \$152,502.84   | \$194,059.32   | \$169,140.16   | \$32,233.68  | \$577,111.44   |
| 52          | 1724945  | 00hj          | Pathways CMH                            | 52          | Marquette   | \$4,376.00  | \$39,913.56  | \$207,768.90   | \$256,247.46   | \$176,741.76   | \$38,977.51  | \$724,025.19   |
| 53          | 1707158  | 00hc          | North Central CMHSP                     | 53          | Mason       | \$1,615.08  | \$10,654.73  | \$51,398.55    | \$57,497.60    | \$36,099.36    | \$9,829.08   | \$167,094.40   |
| 54          | 4344340  | 00gg          | CMH for Central Michigan                | 54          | Mecosta     | \$6,651.12  | \$29,571.36  | \$145,957.68   | \$171,226.64   | \$112,623.34   | \$31,992.40  | \$498,022.54   |
| 55          | 1724945  | 00hj          | Pathways CMH                            | 55          | Menominee   | \$1,756.95  | \$9,898.40   | \$51,324.00    | \$68,574.48    | \$60,215.40    | \$20,566.00  | \$212,335.23   |
| 56          | 4344340  | 00gg          | CMH for Central Michigan                | 56          | Midland     | \$6,453.17  | \$43,788.36  | \$244,737.12   | \$286,387.92   | \$183,733.64   | \$35,627.90  | \$800,728.11   |
| 57          | 1707158  | 00hc          | Northern Lakes CMHA                     | 57          | Missaukee   | \$154.32    | \$923.65     | \$1,436.79     | \$1,476.69     | \$749.19       |              | \$4,740.64     |
| 58          | 1707176  | 00hu          | Washtenaw Community Health Organization | 58          | Monroe      | \$14,898.47 | \$72,030.06  | \$400,378.08   | \$443,094.63   | \$258,464.40   | \$67,462.00  | \$1,256,327.64 |
| 59          | 1705322  | 00ge          | Bay-Arenac Behavioral Health            | 59          | Montcalm    | \$2,762.76  | \$11,681.04  | \$67,691.68    | \$83,533.90    | \$51,436.73    | \$11,860.56  | \$228,966.67   |
| 60          | 4476125  | 00hf          | North Country CMH                       | 60          | Montmorency | \$1,399.03  | \$6,482.60   | \$47,057.92    | \$67,365.48    | \$53,894.91    | \$17,406.06  | \$193,606.00   |
| 61          | 1712452  | 00ha          | CMH Services of Muskegon County         | 61          | Muskegon    | \$15,576.33 | \$66,573.36  | \$448,240.87   | \$519,830.15   | \$321,943.68   | \$74,138.32  | \$1,446,302.71 |
| 62          | 1708001  | 00bj          | CMHA of Clinton-Eaton-Ingham Counties   | 62          | Newaygo     | \$2,605.68  | \$14,217.84  | \$84,118.35    | \$113,977.60   | \$69,819.00    | \$18,645.60  | \$303,384.07   |

MA DD Revenue by PHP by County by Age Group

2003-10

MA Capitation DMB Report: 57f2 - qSummary recordcode02 by PHP by County - Rev - DD

| Provider ID | Agent ID | Provider Name | Co ID                                   | County Name | Age Group    |              |                |                 |                 |                 | Total          |                 |
|-------------|----------|---------------|---|-------------|--------------|--------------|----------------|-----------------|-----------------|-----------------|----------------|-----------------|
|             |          |               |   |             | 0 - 17       | 18 - 25      | 26 - 39        | 40 - 49         | 50 - 64         | 65+             |                |                 |
| 63          | 1705289  | 0058          | Oakland County CMH Authority            | 63          | Oakland      | \$79,039.19  | \$474,454.26   | \$2,888,640.04  | \$3,160,003.85  | \$2,205,794.50  | \$839,550.12   | \$9,647,481.96  |
| 64          | 1707158  | 00hc          | North Central CMHSP                     | 64          | Oceana       | \$1,633.86   | \$9,440.90     | \$47,902.05     | \$66,840.96     | \$51,778.88     | \$13,967.64    | \$191,564.29    |
| 65          | 4476125  | 00hf          | North Country CMH                       | 65          | Ogemaw       | \$1,087.48   | \$9,071.28     | \$40,174.26     | \$76,875.30     | \$47,005.56     | \$10,792.36    | \$185,006.24    |
| 66          | 1724945  | 00hj          | Pathways CMH                            | 66          | Ontonagon    | \$741.80     | \$3,197.16     | \$25,557.38     | \$36,206.43     | \$26,653.32     | \$11,923.10    | \$104,279.19    |
| 67          | 4344340  | 00gg          | CMH for Central Michigan                | 67          | Osceola      | \$2,771.30   | \$22,178.52    | \$107,625.36    | \$121,980.04    | \$90,329.30     | \$28,356.90    | \$373,241.42    |
| 68          | 4476125  | 00hf          | North Country CMH                       | 68          | Oscoda       | \$543.74     | \$1,889.85     | \$15,677.76     | \$30,548.70     | \$19,926.27     | \$3,865.92     | \$72,452.24     |
| 69          | 4476125  | 00hf          | North Country CMH                       | 69          | Otsego       | \$2,454.80   | \$14,262.60    | \$68,573.58     | \$84,297.12     | \$43,820.00     | \$12,267.72    | \$225,675.82    |
| 70          | 1712452  | 00ha          | CMH Services of Muskegon County         | 70          | Ottawa       | \$15,167.00  | \$116,078.94   | \$492,803.52    | \$505,489.85    | \$301,149.12    | \$67,725.12    | \$1,498,413.55  |
| 71          | 4476125  | 00hf          | North Country CMH                       | 71          | Presque Isle | \$1,534.42   | \$8,427.38     | \$50,419.20     | \$71,683.78     | \$49,513.21     | \$11,189.61    | \$192,767.60    |
| 72          | 1707158  | 00hc          | Northern Lakes CMHA                     | 72          | Roscommon    | \$2,109.04   | \$10,529.61    | \$86,686.33     | \$110,259.52    | \$72,671.43     | \$15,589.20    | \$297,845.13    |
| 73          | 1712541  | 00hq          | Saginaw County CMH Authority            | 73          | Saginaw      | \$20,407.14  | \$86,426.64    | \$468,492.90    | \$513,313.50    | \$283,430.77    | \$89,307.92    | \$1,461,378.87  |
| 74          | 1708164  | 00ho          | St. Clair County CMH Services           | 74          | St. Clair    | \$16,529.68  | \$95,117.82    | \$552,742.84    | \$637,931.80    | \$432,111.68    | \$86,454.94    | \$1,820,888.76  |
| 75          | 3402136  | 00gr          | Kalamazoo CMH Services                  | 75          | St. Joseph   | \$4,362.40   | \$26,177.24    | \$158,170.56    | \$186,731.40    | \$123,158.88    | \$33,733.12    | \$532,333.60    |
| 76          | 1708164  | 00ho          | St. Clair County CMH Services           | 76          | Sanilac      | \$8,641.36   | \$48,936.78    | \$258,382.40    | \$370,511.94    | \$290,437.20    | \$73,252.80    | \$1,050,162.48  |
| 77          | 1724945  | 00hj          | Pathways CMH                            | 77          | Schoolcraft  | \$514.40     | \$4,387.29     | \$38,912.25     | \$36,916.80     | \$33,713.28     | \$8,266.72     | \$122,710.74    |
| 78          | 1705322  | 00ge          | Bay-Arenac Behavioral Health            | 78          | Shiawassee   | \$5,406.78   | \$26,423.76    | \$167,111.56    | \$174,951.92    | \$110,950.10    | \$26,618.80    | \$511,462.92    |
| 79          | 1705322  | 00ge          | Bay-Arenac Behavioral Health            | 79          | Tuscola      | \$6,523.95   | \$46,558.82    | \$213,974.67    | \$232,001.28    | \$159,801.70    | \$35,562.60    | \$694,423.02    |
| 80          | 2920843  | 00hr          | Summit Pointe                           | 80          | Van Buren    | \$4,147.51   | \$22,765.26    | \$120,090.58    | \$152,097.12    | \$109,626.76    | \$32,727.06    | \$441,454.29    |
| 81          | 1707176  | 00hu          | Washtenaw Community Health Organization | 81          | Washtenaw    | \$17,479.50  | \$98,223.84    | \$542,323.74    | \$603,063.02    | \$357,628.72    | \$115,810.29   | \$1,734,529.11  |
| 82          | 3119549  | 00gj          | Detroit Wayne County CMH Agency         | 82          | Wayne        | \$197,168.20 | \$709,527.91   | \$4,370,483.69  | \$5,413,700.04  | \$3,781,677.06  | \$1,219,107.24 | \$15,691,664.14 |
| 83          | 1707158  | 00hc          | Northern Lakes CMHA                     | 83          | Wexford      | \$3,343.60   | \$22,721.79    | \$122,606.08    | \$165,389.28    | \$103,887.68    | \$21,021.80    | \$438,970.23    |
| 84          |          |               |   |             |              |              |                |                 |                 |                 |                | \$0.00          |
| 85          |          |               |   |             |              |              |                |                 |                 |                 |                |                 |
|             |          |               |   |             |              | \$827,642.76 | \$4,038,005.58 | \$23,389,690.72 | \$27,245,871.44 | \$18,199,813.42 | \$5,429,681.07 | \$79,130,704.99 |

Check Values

MA SA Revenue by PHP by Age Group

3-Dec-2003 00:47

2003-10

MA Capitation DMB Report: 57g2 - Summary recordcode02 by PHP - Rev - SA

| Provider ID | Agent ID | Affiliation Name | Age Group                               |              |              |              |              |              | Total       |                |
|-------------|----------|------------------|---|--------------|--------------|--------------|--------------|--------------|-------------|----------------|
|             |          |                  | 0 - 17                                  | 18 - 25      | 26 - 39      | 40 - 49      | 50 - 64      | 65+          |             |                |
| 1           | 1705322  | 00ge             | Bay-Arenac Behavioral Health            | \$3,208.62   | \$5,614.85   | \$32,246.64  | \$32,326.82  | \$9,075.78   | \$453.57    | \$82,926.28    |
| 2           | 4344340  | 00gg             | CMH for Central Michigan                | \$2,036.12   | \$3,571.22   | \$19,897.20  | \$17,486.14  | \$4,751.36   | \$185.36    | \$47,927.40    |
| 3           | 1712452  | 00ha             | CMH Services of Muskegon County         | \$3,205.71   | \$5,236.60   | \$27,773.57  | \$25,120.20  | \$6,776.74   | \$339.57    | \$68,452.39    |
| 4           | 1708001  | 00bj             | CMHA of Clinton-Eaton-Ingham Counties   | \$5,083.10   | \$7,868.34   | \$41,773.89  | \$36,629.73  | \$9,917.37   | \$477.18    | \$101,749.61   |
| 5           | 3119549  | 00gj             | Detroit Wayne County CMH Agency         | \$40,120.43  | \$48,631.16  | \$325,449.60 | \$366,437.45 | \$118,711.07 | \$4,775.38  | \$904,125.09   |
| 6           | 1705233  | 0028             | Genesee County CMH Services             | \$6,287.13   | \$9,088.50   | \$58,533.79  | \$54,333.33  | \$13,316.19  | \$471.15    | \$142,030.09   |
| 7           | 3402136  | 00gr             | Kalamazoo CMH Services                  | \$4,613.74   | \$7,356.53   | \$40,077.46  | \$32,299.86  | \$8,592.54   | \$423.29    | \$93,363.42    |
| 8           | 1705430  | 00gs             | Kent County CMHA                        | \$6,444.94   | \$10,045.18  | \$52,099.75  | \$39,792.00  | \$9,900.00   | \$509.98    | \$118,791.85   |
| 9           | 1712229  | 00gv             | Lifeways                                | \$1,868.22   | \$2,485.43   | \$13,705.36  | \$12,258.48  | \$3,391.55   | \$157.41    | \$33,866.45    |
| 10          | 3396315  | 00gx             | Macomb County CMH Services              | \$5,647.94   | \$8,714.86   | \$50,674.71  | \$48,629.87  | \$13,654.42  | \$904.60    | \$128,226.40   |
| 11          | 4476125  | 00hf             | North Country CMH                       | \$2,198.00   | \$3,476.14   | \$18,908.23  | \$19,300.02  | \$5,285.43   | \$278.35    | \$49,446.17    |
| 12          | 1707158  | 00hc             | Northern Lakes CMHA                     | \$2,140.28   | \$3,345.25   | \$18,940.37  | \$17,535.51  | \$4,660.96   | \$215.06    | \$46,837.43    |
| 13          | 1705289  | 0058             | Oakland County CMH Authority            | \$6,949.89   | \$9,546.73   | \$60,782.02  | \$58,541.44  | \$17,295.07  | \$1,291.70  | \$154,406.85   |
| 14          | 1724945  | 00hj             | Pathways CMH                            | \$2,819.35   | \$4,902.91   | \$24,312.08  | \$22,817.02  | \$6,448.81   | \$498.85    | \$61,799.02    |
| 15          | 1712541  | 00hq             | Saginaw County CMH Authority            | \$3,700.16   | \$6,343.60   | \$37,856.64  | \$39,789.58  | \$10,526.52  | \$459.06    | \$98,675.56    |
| 16          | 1708164  | 00ho             | St. Clair County CMH Services           | \$1,995.49   | \$3,038.51   | \$16,964.78  | \$14,791.49  | \$4,040.62   | \$199.19    | \$41,030.08    |
| 17          | 2920843  | 00hr             | Summit Pointe                           | \$5,170.49   | \$7,823.79   | \$43,616.85  | \$40,080.54  | \$11,121.39  | \$552.54    | \$108,365.60   |
| 18          | 1707176  | 00hu             | Washtenaw Community Health Organization | \$3,874.17   | \$6,296.49   | \$35,562.48  | \$33,608.13  | \$9,317.02   | \$506.27    | \$89,164.56    |
| 19          |          |                  |   |              |              |              |              |              |             | \$0.00         |
| 20          |          |                  |   |              |              |              |              |              |             |                |
|             |          |                  | State Subtotals                         | \$107,363.78 | \$153,386.09 | \$919,175.42 | \$911,777.61 | \$266,782.84 | \$12,698.51 | \$2,371,184.25 |

Check Values

MA SA Population by PHP by County by Age Group

3-Dec-2003 00:47

2003-10

MA Capitation DMB Report: 57h2 - qSummary recordcode02 by PHP by County - Rev - SA

| Provider ID | Agent ID | Provider Name | Co ID                                 | County Name | Age Group      |            |            |             |             |             | Total    |              |
|-------------|----------|---------------|---------------------------------------|-------------|----------------|------------|------------|-------------|-------------|-------------|----------|--------------|
|             |          |               |                                       |             | 0 - 17         | 18 - 25    | 26 - 39    | 40 - 49     | 50 - 64     | 65+         |          |              |
| 1           | 4476125  | 00hf          | North Country CMH                     | 01          | Alcona         | \$73.20    | \$109.06   | \$729.11    | \$813.40    | \$273.89    | \$13.60  | \$2,012.26   |
| 2           | 1724945  | 00hj          | Pathways CMH                          | 02          | Alger          | \$52.54    | \$81.34    | \$496.83    | \$575.47    | \$190.35    | \$15.03  | \$1,411.56   |
| 3           | 3402136  | 00gr          | Kalamazoo CMH Services                | 03          | Allegan        | \$776.44   | \$1,189.60 | \$6,296.19  | \$5,062.78  | \$1,562.41  | \$95.26  | \$14,982.68  |
| 4           | 4476125  | 00hf          | North Country CMH                     | 04          | Alpena         | \$234.78   | \$471.04   | \$2,827.32  | \$2,990.77  | \$747.92    | \$32.49  | \$7,304.32   |
| 5           | 4476125  | 00hf          | North Country CMH                     | 05          | Antrim         | \$180.76   | \$225.26   | \$990.21    | \$1,229.48  | \$332.21    | \$17.68  | \$2,975.60   |
| 6           | 1705322  | 00ge          | Bay-Arenac Behavioral Health          | 06          | Arenac         | \$151.88   | \$236.72   | \$1,187.07  | \$1,690.24  | \$456.01    | \$21.52  | \$3,743.44   |
| 7           | 1724945  | 00hj          | Pathways CMH                          | 07          | Baraga         | \$109.80   | \$153.52   | \$777.57    | \$582.84    | \$230.14    | \$18.15  | \$1,872.02   |
| 8           | 2920843  | 00hr          | Summit Pointe                         | 08          | Barry          | \$473.88   | \$779.31   | \$3,990.70  | \$3,215.17  | \$801.30    | \$45.21  | \$9,305.57   |
| 9           | 1705322  | 00ge          | Bay-Arenac Behavioral Health          | 09          | Bay            | \$1,085.58 | \$2,284.69 | \$14,813.24 | \$15,952.47 | \$4,625.03  | \$228.48 | \$38,989.49  |
| 10          | 1708001  | 00bj          | CMHA of Clinton-Eaton-Ingham Counties | 10          | Benzie         | \$114.88   | \$173.91   | \$652.81    | \$737.82    | \$272.84    | \$14.96  | \$1,967.22   |
| 11          | 2920843  | 00hr          | Summit Pointe                         | 11          | Berrien        | \$1,913.66 | \$2,661.13 | \$15,295.51 | \$14,821.68 | \$4,264.18  | \$217.92 | \$39,174.08  |
| 12          | 2920843  | 00hr          | Summit Pointe                         | 12          | Branch         | \$524.04   | \$771.47   | \$4,247.30  | \$3,250.86  | \$866.40    | \$49.40  | \$9,709.47   |
| 13          | 2920843  | 00hr          | Summit Pointe                         | 13          | Calhoun        | \$1,385.76 | \$2,138.54 | \$11,996.37 | \$11,268.39 | \$3,080.06  | \$132.94 | \$30,002.06  |
| 14          | 3402136  | 00gr          | Kalamazoo CMH Services                | 14          | Cass           | \$505.98   | \$798.96   | \$4,450.69  | \$3,586.30  | \$1,121.45  | \$55.33  | \$10,518.71  |
| 15          | 4476125  | 00hf          | North Country CMH                     | 15          | Charlevoix     | \$182.46   | \$232.13   | \$1,067.94  | \$979.77    | \$317.09    | \$17.46  | \$2,796.85   |
| 16          | 4476125  | 00hf          | North Country CMH                     | 16          | Cheboygan      | \$255.30   | \$358.28   | \$2,016.09  | \$1,681.50  | \$473.66    | \$27.20  | \$4,812.03   |
| 17          | 1724945  | 00hj          | Pathways CMH                          | 17          | Chippewa       | \$351.35   | \$525.23   | \$2,702.60  | \$2,492.09  | \$670.05    | \$34.20  | \$6,775.52   |
| 18          | 4344340  | 00gg          | CMH for Central Michigan              | 18          | Clare          | \$320.54   | \$549.13   | \$3,588.84  | \$3,694.93  | \$942.69    | \$29.44  | \$9,125.57   |
| 19          | 1708001  | 00bj          | CMHA of Clinton-Eaton-Ingham Counties | 19          | Clinton        | \$302.14   | \$421.41   | \$2,441.45  | \$1,931.60  | \$445.82    | \$23.40  | \$5,565.82   |
| 20          | 1707158  | 00hc          | Northern Lakes CMHA                   | 20          | Crawford       | \$137.48   | \$189.28   | \$1,017.27  | \$1,157.79  | \$270.62    | \$13.20  | \$2,785.64   |
| 21          | 1724945  | 00hj          | Pathways CMH                          | 21          | Delta          | \$307.83   | \$579.17   | \$2,876.03  | \$2,506.53  | \$718.76    | \$49.68  | \$7,038.00   |
| 22          | 1724945  | 00hj          | Pathways CMH                          | 22          | Dickinson      | \$306.60   | \$509.74   | \$2,401.33  | \$2,381.77  | \$480.06    | \$45.54  | \$6,125.04   |
| 23          | 1708001  | 00bj          | CMHA of Clinton-Eaton-Ingham Counties | 23          | Eaton          | \$584.60   | \$901.36   | \$4,637.96  | \$3,542.42  | \$955.17    | \$54.09  | \$10,675.60  |
| 24          | 4476125  | 00hf          | North Country CMH                     | 24          | Emmet          | \$204.42   | \$291.77   | \$1,549.71  | \$1,305.87  | \$465.39    | \$33.28  | \$3,850.44   |
| 25          | 1705233  | 0028          | Genesee County CMH Services           | 25          | Genesee        | \$6,287.13 | \$9,088.50 | \$58,533.79 | \$54,333.33 | \$13,316.19 | \$471.15 | \$142,030.09 |
| 26          | 4344340  | 00gg          | CMH for Central Michigan              | 26          | Gladwin        | \$228.44   | \$345.43   | \$1,997.25  | \$2,081.24  | \$645.66    | \$26.08  | \$5,324.10   |
| 27          | 1724945  | 00hj          | Pathways CMH                          | 27          | Gogebic        | \$220.05   | \$366.86   | \$1,738.26  | \$2,001.74  | \$398.19    | \$45.98  | \$4,771.08   |
| 28          | 1707158  | 00hc          | Northern Lakes CMHA                   | 28          | Grand Traverse | \$505.30   | \$672.90   | \$4,037.24  | \$3,407.18  | \$943.93    | \$50.72  | \$9,617.27   |
| 29          | 1708001  | 00bj          | CMHA of Clinton-Eaton-Ingham Counties | 29          | Gratiot        | \$303.26   | \$501.23   | \$2,832.85  | \$2,422.89  | \$781.05    | \$50.94  | \$6,892.22   |
| 30          | 1712229  | 00gv          | Lifeways                              | 30          | Hillsdale      | \$384.88   | \$577.08   | \$2,993.16  | \$2,713.65  | \$852.83    | \$39.78  | \$7,561.38   |
| 31          | 1724945  | 00hj          | Pathways CMH                          | 31          | Houghton       | \$408.90   | \$649.09   | \$3,370.34  | \$3,073.19  | \$966.78    | \$74.36  | \$8,542.66   |

MA SA Population by PHP by County by Age Group

3-Dec-2003 00:47

2003-10

MA Capitation DMB Report: 57h2 - qSummary recordcode02 by PHP by County - Rev - SA

| Provider ID | Agent ID | Provider Name | Co ID                                   | County Name | Age Group   |            |             |             |             |             | Total    |              |
|-------------|----------|---------------|---|-------------|-------------|------------|-------------|-------------|-------------|-------------|----------|--------------|
|             |          |               |   |             | 0 - 17      | 18 - 25    | 26 - 39     | 40 - 49     | 50 - 64     | 65+         |          |              |
| 32          | 1705322  | 00ge          | Bay-Arenac Behavioral Health            | 32          | Huron       | \$267.00   | \$427.88    | \$2,252.32  | \$2,316.36  | \$744.79    | \$48.34  | \$6,056.69   |
| 33          | 1708001  | 00bj          | CMHA of Clinton-Eaton-Ingham Counties   | 33          | Ingham      | \$2,445.20 | \$3,663.87  | \$19,502.45 | \$17,568.15 | \$4,564.60  | \$200.18 | \$47,944.45  |
| 34          | 1708001  | 00bj          | CMHA of Clinton-Eaton-Ingham Counties   | 34          | Ionia       | \$562.42   | \$966.38    | \$5,012.03  | \$3,707.76  | \$1,044.80  | \$47.63  | \$11,341.02  |
| 35          | 4476125  | 00hf          | North Country CMH                       | 35          | Iosco       | \$234.88   | \$379.69    | \$2,305.88  | \$2,430.33  | \$597.09    | \$32.08  | \$5,979.95   |
| 36          | 1724945  | 00hj          | Pathways CMH                            | 36          | Iron        | \$158.70   | \$265.94    | \$1,261.56  | \$1,391.57  | \$449.31    | \$42.68  | \$3,569.76   |
| 37          | 4344340  | 00gg          | CMH for Central Michigan                | 37          | Isabella    | \$366.72   | \$776.99    | \$3,936.47  | \$3,024.27  | \$825.62    | \$31.36  | \$8,961.43   |
| 38          | 1712229  | 00gv          | Lifeways                                | 38          | Jackson     | \$1,483.34 | \$1,908.35  | \$10,712.20 | \$9,544.83  | \$2,538.72  | \$117.63 | \$26,305.07  |
| 39          | 3402136  | 00gr          | Kalamazoo CMH Services                  | 39          | Kalamazoo   | \$2,512.92 | \$3,961.10  | \$22,545.16 | \$18,273.26 | \$4,591.92  | \$205.70 | \$52,090.06  |
| 40          | 4476125  | 00hf          | North Country CMH                       | 40          | Kalkaska    | \$172.28   | \$199.56    | \$1,305.72  | \$1,132.06  | \$364.24    | \$16.80  | \$3,190.66   |
| 41          | 1705430  | 00gs          | Kent County CMHA                        | 41          | Kent        | \$6,444.94 | \$10,045.18 | \$52,099.75 | \$39,792.00 | \$9,900.00  | \$509.98 | \$118,791.85 |
| 42          | 1724945  | 00hj          | Pathways CMH                            | 42          | Keweenaw    | \$27.15    | \$27.92     | \$174.88    | \$193.31    | \$60.13     | \$7.15   | \$490.54     |
| 43          | 1707158  | 00hc          | North Central CMHSP                     | 43          | Lake        | \$148.30   | \$202.84    | \$1,328.95  | \$1,690.07  | \$507.17    | \$19.44  | \$3,896.77   |
| 44          | 1708164  | 00ho          | St. Clair County CMH Services           | 44          | Lapeer      | \$451.96   | \$636.93    | \$3,698.24  | \$2,995.67  | \$784.85    | \$50.49  | \$8,618.14   |
| 45          | 1707158  | 00hc          | Northern Lakes CMHA                     | 45          | Leelanau    | \$98.30    | \$119.90    | \$704.54    | \$487.30    | \$141.02    | \$9.61   | \$1,560.67   |
| 46          | 1707176  | 00hu          | Washtenaw Community Health Organization | 46          | Lenawee     | \$687.94   | \$1,044.68  | \$5,699.17  | \$4,961.31  | \$1,423.52  | \$67.96  | \$13,884.58  |
| 47          | 1707176  | 00hu          | Washtenaw Community Health Organization | 47          | Livingston  | \$510.62   | \$833.64    | \$4,300.56  | \$3,781.74  | \$1,002.49  | \$65.52  | \$10,494.57  |
| 48          | 1724945  | 00hj          | Pathways CMH                            | 48          | Luce        | \$70.67    | \$122.07    | \$693.71    | \$527.26    | \$213.92    | \$12.87  | \$1,640.50   |
| 49          | 1724945  | 00hj          | Pathways CMH                            | 49          | Mackinac    | \$85.94    | \$121.87    | \$573.24    | \$760.27    | \$198.94    | \$13.32  | \$1,753.58   |
| 50          | 3396315  | 00gx          | Macomb County CMH Services              | 50          | Macomb      | \$5,647.94 | \$8,714.86  | \$50,674.71 | \$48,629.87 | \$13,654.42 | \$904.60 | \$128,226.40 |
| 51          | 1708001  | 00bj          | CMHA of Clinton-Eaton-Ingham Counties   | 51          | Manistee    | \$177.70   | \$308.20    | \$1,833.19  | \$1,701.89  | \$601.47    | \$25.92  | \$4,648.37   |
| 52          | 1724945  | 00hj          | Pathways CMH                            | 52          | Marquette   | \$385.83   | \$878.56    | \$4,138.06  | \$3,586.73  | \$973.33    | \$67.05  | \$10,029.56  |
| 53          | 1707158  | 00hc          | North Central CMHSP                     | 53          | Mason       | \$253.96   | \$448.74    | \$2,293.45  | \$1,979.61  | \$454.90    | \$27.28  | \$5,457.94   |
| 54          | 4344340  | 00gg          | CMH for Central Michigan                | 54          | Mecosta     | \$351.46   | \$657.45    | \$3,407.77  | \$2,621.62  | \$683.74    | \$31.60  | \$7,753.64   |
| 55          | 1724945  | 00hj          | Pathways CMH                            | 55          | Menominee   | \$175.99   | \$340.67    | \$1,453.81  | \$1,305.12  | \$420.09    | \$35.46  | \$3,731.14   |
| 56          | 4344340  | 00gg          | CMH for Central Michigan                | 56          | Midland     | \$544.86   | \$843.88    | \$4,795.13  | \$4,160.86  | \$1,110.25  | \$47.20  | \$11,502.18  |
| 57          | 1707158  | 00hc          | Northern Lakes CMHA                     | 57          | Missaukee   | \$36.62    | \$29.79     | \$127.16    | \$50.17     | \$8.64      | \$0.48   | \$252.86     |
| 58          | 1707176  | 00hu          | Washtenaw Community Health Organization | 58          | Monroe      | \$1,048.21 | \$1,638.17  | \$9,809.37  | \$9,631.90  | \$2,669.44  | \$136.00 | \$24,933.09  |
| 59          | 1705322  | 00ge          | Bay-Arenac Behavioral Health            | 59          | Montcalm    | \$707.12   | \$1,060.91  | \$5,320.83  | \$5,081.88  | \$1,286.70  | \$60.28  | \$13,517.72  |
| 60          | 4476125  | 00hf          | North Country CMH                       | 60          | Montmorency | \$87.34    | \$164.26    | \$812.00    | \$921.67    | \$282.16    | \$13.44  | \$2,280.87   |
| 61          | 1712452  | 00ha          | CMH Services of Muskegon County         | 61          | Muskegon    | \$2,066.83 | \$3,486.65  | \$19,403.07 | \$18,595.06 | \$5,065.06  | \$212.96 | \$48,829.63  |
| 62          | 1708001  | 00bj          | CMHA of Clinton-Eaton-Ingham Counties   | 62          | Newaygo     | \$592.90   | \$931.98    | \$4,861.15  | \$5,017.20  | \$1,251.62  | \$60.06  | \$12,714.91  |

MA SA Population by PHP by County by Age Group

3-Dec-2003 00:47

2003-10

MA Capitation DMB Report: 57h2 - qSummary recordcode02 by PHP by County - Rev - SA

|    | Provider ID | Agent ID | Provider Name                           | Co ID | County Name  | Age Group    |              |              |              |              |             | Total          |
|----|-------------|----------|---|-------|--------------|--------------|--------------|--------------|--------------|--------------|-------------|----------------|
|    |             |          |   |       |              | 0 - 17       | 18 - 25      | 26 - 39      | 40 - 49      | 50 - 64      | 65+         |                |
| 63 | 1705289     | 0058     | Oakland County CMH Authority            | 63    | Oakland      | \$6,949.89   | \$9,546.73   | \$60,782.02  | \$58,541.44  | \$17,295.07  | \$1,291.70  | \$154,406.85   |
| 64 | 1707158     | 00hc     | North Central CMHSP                     | 64    | Oceana       | \$322.50     | \$540.58     | \$2,962.53   | \$2,579.39   | \$701.52     | \$25.13     | \$7,131.65     |
| 65 | 4476125     | 00hf     | North Country CMH                       | 65    | Ogemaw       | \$206.86     | \$411.31     | \$2,103.48   | \$2,491.66   | \$620.17     | \$28.32     | \$5,861.80     |
| 66 | 1724945     | 00hj     | Pathways CMH                            | 66    | Ontonagon    | \$82.20      | \$138.41     | \$811.88     | \$762.77     | \$226.81     | \$19.47     | \$2,041.54     |
| 67 | 4344340     | 00gg     | CMH for Central Michigan                | 67    | Osceola      | \$224.10     | \$398.34     | \$2,171.74   | \$1,903.22   | \$543.40     | \$19.68     | \$5,260.48     |
| 68 | 4476125     | 00hf     | North Country CMH                       | 68    | Oscoda       | \$85.22      | \$138.85     | \$778.06     | \$955.33     | \$267.04     | \$11.68     | \$2,236.18     |
| 69 | 4476125     | 00hf     | North Country CMH                       | 69    | Otsego       | \$195.04     | \$338.79     | \$1,720.28   | \$1,529.86   | \$293.33     | \$16.00     | \$4,093.30     |
| 70 | 1712452     | 00ha     | CMH Services of Muskegon County         | 70    | Ottawa       | \$1,138.88   | \$1,749.95   | \$8,370.50   | \$6,525.14   | \$1,711.68   | \$126.61    | \$19,622.76    |
| 71 | 4476125     | 00hf     | North Country CMH                       | 71    | Presque Isle | \$85.46      | \$156.14     | \$702.43     | \$838.32     | \$251.24     | \$18.32     | \$2,051.91     |
| 72 | 1707158     | 00hc     | Northern Lakes CMHA                     | 72    | Roscommon    | \$223.08     | \$398.37     | \$2,707.05   | \$2,690.08   | \$678.37     | \$27.76     | \$6,724.71     |
| 73 | 1712541     | 00hq     | Saginaw County CMH Authority            | 73    | Saginaw      | \$3,700.16   | \$6,343.60   | \$37,856.64  | \$39,789.58  | \$10,526.52  | \$459.06    | \$98,675.56    |
| 74 | 1708164     | 00ho     | St. Clair County CMH Services           | 74    | St. Clair    | \$1,199.04   | \$1,816.58   | \$10,330.04  | \$8,995.28   | \$2,395.97   | \$99.99     | \$24,836.90    |
| 75 | 3402136     | 00gr     | Kalamazoo CMH Services                  | 75    | St. Joseph   | \$818.40     | \$1,406.87   | \$6,785.42   | \$5,377.52   | \$1,316.76   | \$67.00     | \$15,771.97    |
| 76 | 1708164     | 00ho     | St. Clair County CMH Services           | 76    | Sanilac      | \$344.49     | \$585.00     | \$2,936.50   | \$2,800.54   | \$859.80     | \$48.71     | \$7,575.04     |
| 77 | 1724945     | 00hj     | Pathways CMH                            | 77    | Schoolcraft  | \$75.80      | \$142.52     | \$841.98     | \$676.36     | \$251.95     | \$17.91     | \$2,006.52     |
| 78 | 1705322     | 00ge     | Bay-Arenac Behavioral Health            | 78    | Shiawassee   | \$523.00     | \$849.46     | \$4,807.08   | \$3,906.04   | \$1,035.36   | \$52.02     | \$11,172.96    |
| 79 | 1705322     | 00ge     | Bay-Arenac Behavioral Health            | 79    | Tuscola      | \$474.04     | \$755.19     | \$3,866.10   | \$3,379.83   | \$927.89     | \$42.93     | \$9,445.98     |
| 80 | 2920843     | 00hr     | Summit Pointe                           | 80    | Van Buren    | \$873.15     | \$1,473.34   | \$8,086.97   | \$7,524.44   | \$2,109.45   | \$107.07    | \$20,174.42    |
| 81 | 1707176     | 00hu     | Washtenaw Community Health Organization | 81    | Washtenaw    | \$1,627.40   | \$2,780.00   | \$15,753.38  | \$15,233.18  | \$4,221.57   | \$236.79    | \$39,852.32    |
| 82 | 3119549     | 00gj     | Detroit Wayne County CMH Agency         | 82    | Wayne        | \$40,120.43  | \$48,631.16  | \$325,449.60 | \$366,437.45 | \$118,711.07 | \$4,775.38  | \$904,125.09   |
| 83 | 1707158     | 00hc     | Northern Lakes CMHA                     | 83    | Wexford      | \$414.74     | \$742.85     | \$3,762.18   | \$3,493.92   | \$954.79     | \$41.44     | \$9,409.92     |
| 84 |             |          |   |       |              |              |              |              |              |              |             |                |
| 85 |             |          |   |       |              |              |              |              |              |              |             |                |
|    |             |          |   |       |              | \$107,363.78 | \$153,386.09 | \$919,175.42 | \$911,777.61 | \$266,782.84 | \$12,698.51 | \$2,371,184.25 |

Check Values



**MA SA Revenue by PHP by Program Group**

**2003-10**

MA Capitation DMB Report: 5712 - Summary recordcode02 by PHP - Rev - SA by Group

|    | Provider ID | Agent ID | Affiliation Name                        | Program Group  |             |              | Total DAB      | Total          |
|----|-------------|----------|---|----------------|-------------|--------------|----------------|----------------|
|    |             |          |   | DAB - E&P only | DAB - Other | TANF         |                |                |
| 1  | 1705322     | 00ge     | Bay-Arenac Behavioral Health            | \$55,157.68    | \$2,522.98  | \$25,245.62  | \$57,680.66    | \$82,926.28    |
| 2  | 4344340     | 00gg     | CMH for Central Michigan                | \$26,822.61    | \$1,346.56  | \$19,758.23  | \$28,169.17    | \$47,927.40    |
| 3  | 1712452     | 00ha     | CMH Services of Muskegon County         | \$42,914.93    | \$2,259.49  | \$23,277.97  | \$45,174.42    | \$68,452.39    |
| 4  | 1708001     | 00bj     | CMHA of Clinton-Eaton-Ingham Counties   | \$59,381.54    | \$3,834.63  | \$38,533.44  | \$63,216.17    | \$101,749.61   |
| 5  | 3119549     | 00gj     | Detroit Wayne County CMH Agency         | \$655,086.98   | \$28,304.60 | \$220,733.51 | \$683,391.58   | \$904,125.09   |
| 6  | 1705233     | 0028     | Genesee County CMH Services             | \$91,759.93    | \$4,268.86  | \$46,001.30  | \$96,028.79    | \$142,030.09   |
| 7  | 3402136     | 00gr     | Kalamazoo CMH Services                  | \$50,443.51    | \$3,120.60  | \$39,799.31  | \$53,564.11    | \$93,363.42    |
| 8  | 1705430     | 00gs     | Kent County CMHA                        | \$64,717.78    | \$3,864.60  | \$50,209.47  | \$68,582.38    | \$118,791.85   |
| 9  | 1712229     | 00gv     | Lifeways                                | \$21,309.00    | \$1,042.47  | \$11,514.98  | \$22,351.47    | \$33,866.45    |
| 10 | 3396315     | 00gx     | Macomb County CMH Services              | \$71,147.81    | \$4,012.19  | \$53,066.40  | \$75,160.00    | \$128,226.40   |
| 11 | 4476125     | 00hf     | North Country CMH                       | \$28,015.07    | \$1,657.00  | \$19,774.10  | \$29,672.07    | \$49,446.17    |
| 12 | 1707158     | 00hc     | Northern Lakes CMHA                     | \$25,281.33    | \$1,566.79  | \$19,989.31  | \$26,848.12    | \$46,837.43    |
| 13 | 1705289     | 0058     | Oakland County CMH Authority            | \$95,923.35    | \$5,179.36  | \$53,304.14  | \$101,102.71   | \$154,406.85   |
| 14 | 1724945     | 00hj     | Pathways CMH                            | \$32,313.70    | \$2,185.96  | \$27,299.36  | \$34,499.66    | \$61,799.02    |
| 15 | 1712541     | 00hq     | Saginaw County CMH Authority            | \$75,499.48    | \$2,916.54  | \$20,259.54  | \$78,416.02    | \$98,675.56    |
| 16 | 1708164     | 00ho     | St. Clair County CMH Services           | \$22,034.73    | \$1,290.68  | \$17,704.67  | \$23,325.41    | \$41,030.08    |
| 17 | 2920843     | 00hr     | Summit Pointe                           | \$64,130.59    | \$3,358.47  | \$40,876.54  | \$67,489.06    | \$108,365.60   |
| 18 | 1707176     | 00hu     | Washtenaw Community Health Organization | \$60,587.19    | \$3,418.95  | \$25,158.42  | \$64,006.14    | \$89,164.56    |
| 19 |             |          |   |                |             |              |                | \$0.00         |
| 20 |             |          |   |                |             |              |                |                |
|    |             |          | State Subtotals                         | \$1,542,527.21 | \$76,150.73 | \$752,506.31 | \$1,618,677.94 | \$2,371,184.25 |

Check Values



**MA SA Population by PHP by County by Program Group**

**2003-10**

MA Capitation DMB Report: 57j2 - qSummary recordcode02 by PHP by County - Rev - SA by Group

|    | Provider ID | Agent ID | Provider Name                         | Co ID | County Name    | Program Group  |             |             | Total DAB   | Total        |
|----|-------------|----------|---------------------------------------|-------|----------------|----------------|-------------|-------------|-------------|--------------|
|    |             |          |                                       |       |                | DAB - E&P only | DAB - Other | TANF        |             |              |
| 1  | 4476125     | 00hf     | North Country CMH                     | 01    | Alcona         | \$1,107.33     | \$52.69     | \$852.24    | \$1,160.02  | \$2,012.26   |
| 2  | 1724945     | 00hj     | Pathways CMH                          | 02    | Alger          | \$781.45       | \$51.61     | \$578.50    | \$833.06    | \$1,411.56   |
| 3  | 3402136     | 00gr     | Kalamazoo CMH Services                | 03    | Allegan        | \$8,404.08     | \$495.85    | \$6,082.75  | \$8,899.93  | \$14,982.68  |
| 4  | 4476125     | 00hf     | North Country CMH                     | 04    | Alpena         | \$4,357.68     | \$171.49    | \$2,775.15  | \$4,529.17  | \$7,304.32   |
| 5  | 4476125     | 00hf     | North Country CMH                     | 05    | Antrim         | \$1,916.52     | \$136.49    | \$922.59    | \$2,053.01  | \$2,975.60   |
| 6  | 1705322     | 00ge     | Bay-Arenac Behavioral Health          | 06    | Arenac         | \$2,207.68     | \$99.37     | \$1,436.39  | \$2,307.05  | \$3,743.44   |
| 7  | 1724945     | 00hj     | Pathways CMH                          | 07    | Baraga         | \$878.32       | \$81.38     | \$912.32    | \$959.70    | \$1,872.02   |
| 8  | 2920843     | 00hr     | Summit Pointe                         | 08    | Barry          | \$4,141.18     | \$343.51    | \$4,820.88  | \$4,484.69  | \$9,305.57   |
| 9  | 1705322     | 00ge     | Bay-Arenac Behavioral Health          | 09    | Bay            | \$29,841.40    | \$1,111.67  | \$8,036.42  | \$30,953.07 | \$38,989.49  |
| 10 | 1708001     | 00bj     | CMHA of Clinton-Eaton-Ingham Counties | 10    | Benzie         | \$1,205.71     | \$94.52     | \$666.99    | \$1,300.23  | \$1,967.22   |
| 11 | 2920843     | 00hr     | Summit Pointe                         | 11    | Berrien        | \$24,453.53    | \$1,203.23  | \$13,517.32 | \$25,656.76 | \$39,174.08  |
| 12 | 2920843     | 00hr     | Summit Pointe                         | 12    | Branch         | \$4,939.61     | \$317.08    | \$4,452.78  | \$5,256.69  | \$9,709.47   |
| 13 | 2920843     | 00hr     | Summit Pointe                         | 13    | Calhoun        | \$19,827.96    | \$899.44    | \$9,274.66  | \$20,727.40 | \$30,002.06  |
| 14 | 3402136     | 00gr     | Kalamazoo CMH Services                | 14    | Cass           | \$5,879.86     | \$429.91    | \$4,208.94  | \$6,309.77  | \$10,518.71  |
| 15 | 4476125     | 00hf     | North Country CMH                     | 15    | Charlevoix     | \$1,570.49     | \$114.10    | \$1,112.26  | \$1,684.59  | \$2,796.85   |
| 16 | 4476125     | 00hf     | North Country CMH                     | 16    | Cheboygan      | \$2,561.70     | \$192.08    | \$2,058.25  | \$2,753.78  | \$4,812.03   |
| 17 | 1724945     | 00hj     | Pathways CMH                          | 17    | Chippewa       | \$3,629.34     | \$218.76    | \$2,927.42  | \$3,848.10  | \$6,775.52   |
| 18 | 4344340     | 00gg     | CMH for Central Michigan              | 18    | Clare          | \$5,362.21     | \$172.98    | \$3,590.38  | \$5,535.19  | \$9,125.57   |
| 19 | 1708001     | 00bj     | CMHA of Clinton-Eaton-Ingham Counties | 19    | Clinton        | \$3,354.89     | \$183.62    | \$2,027.31  | \$3,538.51  | \$5,565.82   |
| 20 | 1707158     | 00hc     | Northern Lakes CMHA                   | 20    | Crawford       | \$1,633.29     | \$83.02     | \$1,069.33  | \$1,716.31  | \$2,785.64   |
| 21 | 1724945     | 00hj     | Pathways CMH                          | 21    | Delta          | \$3,743.66     | \$262.54    | \$3,031.80  | \$4,006.20  | \$7,038.00   |
| 22 | 1724945     | 00hj     | Pathways CMH                          | 22    | Dickinson      | \$3,050.25     | \$191.54    | \$2,883.25  | \$3,241.79  | \$6,125.04   |
| 23 | 1708001     | 00bj     | CMHA of Clinton-Eaton-Ingham Counties | 23    | Eaton          | \$6,009.12     | \$432.25    | \$4,234.23  | \$6,441.37  | \$10,675.60  |
| 24 | 4476125     | 00hf     | North Country CMH                     | 24    | Emmet          | \$2,284.22     | \$128.09    | \$1,438.13  | \$2,412.31  | \$3,850.44   |
| 25 | 1705233     | 0028     | Genesee County CMH Services           | 25    | Genesee        | \$91,759.93    | \$4,268.86  | \$46,001.30 | \$96,028.79 | \$142,030.09 |
| 26 | 4344340     | 00gg     | CMH for Central Michigan              | 26    | Gladwin        | \$3,161.52     | \$145.42    | \$2,017.16  | \$3,306.94  | \$5,324.10   |
| 27 | 1724945     | 00hj     | Pathways CMH                          | 27    | Gogebic        | \$2,496.92     | \$166.38    | \$2,107.78  | \$2,663.30  | \$4,771.08   |
| 28 | 1707158     | 00hc     | Northern Lakes CMHA                   | 28    | Grand Traverse | \$5,387.89     | \$406.48    | \$3,822.90  | \$5,794.37  | \$9,617.27   |
| 29 | 1708001     | 00bj     | CMHA of Clinton-Eaton-Ingham Counties | 29    | Gratiot        | \$4,231.35     | \$219.51    | \$2,441.36  | \$4,450.86  | \$6,892.22   |
| 30 | 1712229     | 00gv     | Lifeways                              | 30    | Hillsdale      | \$4,804.01     | \$228.04    | \$2,529.33  | \$5,032.05  | \$7,561.38   |
| 31 | 1724945     | 00hj     | Pathways CMH                          | 31    | Houghton       | \$4,404.54     | \$243.35    | \$3,894.77  | \$4,647.89  | \$8,542.66   |

**MA SA Population by PHP by County by Program Group**

**2003-10**

MA Capitation DMB Report: 57j2 - qSummary recordcode02 by PHP by County - Rev - SA by Group

|    | Provider ID | Agent ID | Provider Name                           | Co ID | County Name | Program Group  |             |             | Total DAB   | Total        |
|----|-------------|----------|---|-------|-------------|----------------|-------------|-------------|-------------|--------------|
|    |             |          |   |       |             | DAB - E&P only | DAB - Other | TANF        |             |              |
| 32 | 1705322     | 00ge     | Bay-Arenac Behavioral Health            | 32    | Huron       | \$3,479.46     | \$225.64    | \$2,351.59  | \$3,705.10  | \$6,056.69   |
| 33 | 1708001     | 00bj     | CMHA of Clinton-Eaton-Ingham Counties   | 33    | Ingham      | \$28,310.10    | \$1,976.97  | \$17,657.38 | \$30,287.07 | \$47,944.45  |
| 34 | 1708001     | 00bj     | CMHA of Clinton-Eaton-Ingham Counties   | 34    | Ionia       | \$6,282.54     | \$360.04    | \$4,698.44  | \$6,642.58  | \$11,341.02  |
| 35 | 4476125     | 00hf     | North Country CMH                       | 35    | Iosco       | \$3,191.03     | \$158.18    | \$2,630.74  | \$3,349.21  | \$5,979.95   |
| 36 | 1724945     | 00hj     | Pathways CMH                            | 36    | Iron        | \$1,764.08     | \$102.18    | \$1,703.50  | \$1,866.26  | \$3,569.76   |
| 37 | 4344340     | 00gg     | CMH for Central Michigan                | 37    | Isabella    | \$5,080.97     | \$249.12    | \$3,631.34  | \$5,330.09  | \$8,961.43   |
| 38 | 1712229     | 00gv     | Lifeways                                | 38    | Jackson     | \$16,504.99    | \$814.43    | \$8,985.65  | \$17,319.42 | \$26,305.07  |
| 39 | 3402136     | 00gr     | Kalamazoo CMH Services                  | 39    | Kalamazoo   | \$28,580.10    | \$1,606.34  | \$21,903.62 | \$30,186.44 | \$52,090.06  |
| 40 | 4476125     | 00hf     | North Country CMH                       | 40    | Kalkaska    | \$1,757.48     | \$91.58     | \$1,341.60  | \$1,849.06  | \$3,190.66   |
| 41 | 1705430     | 00gs     | Kent County CMHA                        | 41    | Kent        | \$64,717.78    | \$3,864.60  | \$50,209.47 | \$68,582.38 | \$118,791.85 |
| 42 | 1724945     | 00hj     | Pathways CMH                            | 42    | Keweenaw    | \$256.88       | \$26.53     | \$207.13    | \$283.41    | \$490.54     |
| 43 | 1707158     | 00hc     | North Central CMHSP                     | 43    | Lake        | \$2,650.49     | \$111.97    | \$1,134.31  | \$2,762.46  | \$3,896.77   |
| 44 | 1708164     | 00ho     | St. Clair County CMH Services           | 44    | Lapeer      | \$4,680.80     | \$221.36    | \$3,715.98  | \$4,902.16  | \$8,618.14   |
| 45 | 1707158     | 00hc     | Northern Lakes CMHA                     | 45    | Leelanau    | \$550.49       | \$80.27     | \$929.91    | \$630.76    | \$1,560.67   |
| 46 | 1707176     | 00hu     | Washtenaw Community Health Organization | 46    | Lenawee     | \$8,428.37     | \$470.12    | \$4,986.09  | \$8,898.49  | \$13,884.58  |
| 47 | 1707176     | 00hu     | Washtenaw Community Health Organization | 47    | Livingston  | \$6,636.48     | \$464.06    | \$3,394.03  | \$7,100.54  | \$10,494.57  |
| 48 | 1724945     | 00hj     | Pathways CMH                            | 48    | Luce        | \$944.50       | \$61.57     | \$634.43    | \$1,006.07  | \$1,640.50   |
| 49 | 1724945     | 00hj     | Pathways CMH                            | 49    | Mackinac    | \$970.46       | \$54.81     | \$728.31    | \$1,025.27  | \$1,753.58   |
| 50 | 3396315     | 00gx     | Macomb County CMH Services              | 50    | Macomb      | \$71,147.81    | \$4,012.19  | \$53,066.40 | \$75,160.00 | \$128,226.40 |
| 51 | 1708001     | 00bj     | CMHA of Clinton-Eaton-Ingham Counties   | 51    | Manistee    | \$2,724.94     | \$149.29    | \$1,774.14  | \$2,874.23  | \$4,648.37   |
| 52 | 1724945     | 00hj     | Pathways CMH                            | 52    | Marquette   | \$5,279.43     | \$444.99    | \$4,305.14  | \$5,724.42  | \$10,029.56  |
| 53 | 1707158     | 00hc     | North Central CMHSP                     | 53    | Mason       | \$2,787.46     | \$189.51    | \$2,480.97  | \$2,976.97  | \$5,457.94   |
| 54 | 4344340     | 00gg     | CMH for Central Michigan                | 54    | Mecosta     | \$3,915.80     | \$225.32    | \$3,612.52  | \$4,141.12  | \$7,753.64   |
| 55 | 1724945     | 00hj     | Pathways CMH                            | 55    | Menominee   | \$1,842.27     | \$154.72    | \$1,734.15  | \$1,996.99  | \$3,731.14   |
| 56 | 4344340     | 00gg     | CMH for Central Michigan                | 56    | Midland     | \$6,440.30     | \$410.29    | \$4,651.59  | \$6,850.59  | \$11,502.18  |
| 57 | 1707158     | 00hc     | Northern Lakes CMHA                     | 57    | Missaukee   | \$59.51        | \$46.71     | \$146.64    | \$106.22    | \$252.86     |
| 58 | 1707176     | 00hu     | Washtenaw Community Health Organization | 58    | Monroe      | \$18,040.82    | \$895.47    | \$5,996.80  | \$18,936.29 | \$24,933.09  |
| 59 | 1705322     | 00ge     | Bay-Arenac Behavioral Health            | 59    | Montcalm    | \$7,826.20     | \$420.63    | \$5,270.89  | \$8,246.83  | \$13,517.72  |
| 60 | 4476125     | 00hf     | North Country CMH                       | 60    | Montmorency | \$1,285.40     | \$70.54     | \$924.93    | \$1,355.94  | \$2,280.87   |
| 61 | 1712452     | 00ha     | CMH Services of Muskegon County         | 61    | Muskegon    | \$31,490.60    | \$1,586.07  | \$15,752.96 | \$33,076.67 | \$48,829.63  |
| 62 | 1708001     | 00bj     | CMHA of Clinton-Eaton-Ingham Counties   | 62    | Newaygo     | \$7,262.89     | \$418.43    | \$5,033.59  | \$7,681.32  | \$12,714.91  |

**MA SA Population by PHP by County by Program Group**

**2003-10**

MA Capitation DMB Report: 57j2 - qSummary recordcode02 by PHP by County - Rev - SA by Group

|    | Provider ID | Agent ID | Provider Name                           | Co ID | County Name  | Program Group  |             |              | Total DAB      | Total          |
|----|-------------|----------|---|-------|--------------|----------------|-------------|--------------|----------------|----------------|
|    |             |          |   |       |              | DAB - E&P only | DAB - Other | TANF         |                |                |
| 63 | 1705289     | 0058     | Oakland County CMH Authority            | 63    | Oakland      | \$95,923.35    | \$5,179.36  | \$53,304.14  | \$101,102.71   | \$154,406.85   |
| 64 | 1707158     | 00hc     | North Central CMHSP                     | 64    | Oceana       | \$3,105.09     | \$166.63    | \$3,859.93   | \$3,271.72     | \$7,131.65     |
| 65 | 4476125     | 00hf     | North Country CMH                       | 65    | Ogemaw       | \$3,330.86     | \$174.08    | \$2,356.86   | \$3,504.94     | \$5,861.80     |
| 66 | 1724945     | 00hj     | Pathways CMH                            | 66    | Ontonagon    | \$1,091.70     | \$58.21     | \$891.63     | \$1,149.91     | \$2,041.54     |
| 67 | 4344340     | 00gg     | CMH for Central Michigan                | 67    | Osceola      | \$2,861.81     | \$143.43    | \$2,255.24   | \$3,005.24     | \$5,260.48     |
| 68 | 4476125     | 00hf     | North Country CMH                       | 68    | Oscoda       | \$1,316.06     | \$79.38     | \$840.74     | \$1,395.44     | \$2,236.18     |
| 69 | 4476125     | 00hf     | North Country CMH                       | 69    | Otsego       | \$1,998.37     | \$197.75    | \$1,897.18   | \$2,196.12     | \$4,093.30     |
| 70 | 1712452     | 00ha     | CMH Services of Muskegon County         | 70    | Ottawa       | \$11,424.33    | \$673.42    | \$7,525.01   | \$12,097.75    | \$19,622.76    |
| 71 | 4476125     | 00hf     | North Country CMH                       | 71    | Presque Isle | \$1,337.93     | \$90.55     | \$623.43     | \$1,428.48     | \$2,051.91     |
| 72 | 1707158     | 00hc     | Northern Lakes CMHA                     | 72    | Roscommon    | \$3,676.06     | \$184.50    | \$2,864.15   | \$3,860.56     | \$6,724.71     |
| 73 | 1712541     | 00hq     | Saginaw County CMH Authority            | 73    | Saginaw      | \$75,499.48    | \$2,916.54  | \$20,259.54  | \$78,416.02    | \$98,675.56    |
| 74 | 1708164     | 00ho     | St. Clair County CMH Services           | 74    | St. Clair    | \$13,331.90    | \$795.04    | \$10,709.96  | \$14,126.94    | \$24,836.90    |
| 75 | 3402136     | 00gr     | Kalamazoo CMH Services                  | 75    | St. Joseph   | \$7,579.47     | \$588.50    | \$7,604.00   | \$8,167.97     | \$15,771.97    |
| 76 | 1708164     | 00ho     | St. Clair County CMH Services           | 76    | Sanilac      | \$4,022.03     | \$274.28    | \$3,278.73   | \$4,296.31     | \$7,575.04     |
| 77 | 1724945     | 00hj     | Pathways CMH                            | 77    | Schoolcraft  | \$1,179.90     | \$67.39     | \$759.23     | \$1,247.29     | \$2,006.52     |
| 78 | 1705322     | 00ge     | Bay-Arenac Behavioral Health            | 78    | Shiawassee   | \$6,422.18     | \$354.34    | \$4,396.44   | \$6,776.52     | \$11,172.96    |
| 79 | 1705322     | 00ge     | Bay-Arenac Behavioral Health            | 79    | Tuscola      | \$5,380.76     | \$311.33    | \$3,753.89   | \$5,692.09     | \$9,445.98     |
| 80 | 2920843     | 00hr     | Summit Pointe                           | 80    | Van Buren    | \$10,768.31    | \$595.21    | \$8,810.90   | \$11,363.52    | \$20,174.42    |
| 81 | 1707176     | 00hu     | Washtenaw Community Health Organization | 81    | Washtenaw    | \$27,481.52    | \$1,589.30  | \$10,781.50  | \$29,070.82    | \$39,852.32    |
| 82 | 3119549     | 00gj     | Detroit Wayne County CMH Agency         | 82    | Wayne        | \$655,086.98   | \$28,304.60 | \$220,733.51 | \$683,391.58   | \$904,125.09   |
| 83 | 1707158     | 00hc     | Northern Lakes CMHA                     | 83    | Wexford      | \$5,431.05     | \$297.70    | \$3,681.17   | \$5,728.75     | \$9,409.92     |
| 84 |             |          |   |       |              |                |             |              |                |                |
| 85 |             |          |   |       |              |                |             |              |                |                |
|    |             |          |   |       |              | \$1,542,527.21 | \$76,150.73 | \$752,506.31 | \$1,618,677.94 | \$2,371,184.25 |

Check Values

**Affiliations**

**2003-10**

MA Capitation DMB Report: 50a - qSummarize Affiliations

|    | PHP Provider ID | PHP Billing Agent ID | Affiliation Name                      | Provider                        |             |             |  |
|----|-----------------|----------------------|---------------------------------------|---------------------------------|-------------|-------------|--|
|    |                 |                      |                                       | CMH Name                        | County Code | County Name | CA Name                                  |
| 1  | 1705322         | 00ge                 | Bay-Arenac Behavioral Health          | Bay-Arenac CMH                  | 06          | Arenac      | Bay-Arenac Behavioral Health             |
| 2  | 1705322         | 00ge                 | Bay-Arenac Behavioral Health          | Bay-Arenac CMH                  | 09          | Bay         | Bay-Arenac Behavioral Health             |
| 3  | 1705322         | 00ge                 | Bay-Arenac Behavioral Health          | Huron Behavioral Health         | 32          | Huron       | Bay-Arenac Behavioral Health             |
| 4  | 1705322         | 00ge                 | Bay-Arenac Behavioral Health          | Montcalm Center Behav. Hlt      | 59          | Montcalm    | Bay-Arenac Behavioral Health             |
| 5  | 1705322         | 00ge                 | Bay-Arenac Behavioral Health          | Shiawassee County CMH           | 78          | Shiawassee  | Bay-Arenac Behavioral Health             |
| 6  | 1705322         | 00ge                 | Bay-Arenac Behavioral Health          | Tuscola County CMH              | 79          | Tuscola     | Bay-Arenac Behavioral Health             |
| 7  | 4344340         | 00gg                 | CMH for Central Michigan              | Central Michigan CMH            | 18          | Clare       | Northern Michigan CA                     |
| 8  | 4344340         | 00gg                 | CMH for Central Michigan              | Central Michigan CMH            | 26          | Gladwin     | Northern Michigan CA                     |
| 9  | 4344340         | 00gg                 | CMH for Central Michigan              | Central Michigan CMH            | 37          | Isabella    | Northern Michigan CA                     |
| 10 | 4344340         | 00gg                 | CMH for Central Michigan              | Central Michigan CMH            | 54          | Mecosta     | Northern Michigan CA                     |
| 11 | 4344340         | 00gg                 | CMH for Central Michigan              | Central Michigan CMH            | 56          | Midland     | Northern Michigan CA                     |
| 12 | 4344340         | 00gg                 | CMH for Central Michigan              | Central Michigan CMH            | 67          | Osceola     | Northern Michigan CA                     |
| 13 | 1712452         | 00ha                 | CMH Services of Muskegon County       | Muskegon County CMH             | 61          | Muskegon    | Lakeshore CA                             |
| 14 | 1712452         | 00ha                 | CMH Services of Muskegon County       | Ottawa County CMH               | 70          | Ottawa      | Lakeshore CA                             |
| 15 | 1708001         | 00bj                 | CMHA of Clinton-Eaton-Ingham Counties | CEI CMH                         | 19          | Clinton     | Mid-South CA                             |
| 16 | 1708001         | 00bj                 | CMHA of Clinton-Eaton-Ingham Counties | CEI CMH                         | 23          | Eaton       | Mid-South CA                             |
| 17 | 1708001         | 00bj                 | CMHA of Clinton-Eaton-Ingham Counties | CEI CMH                         | 33          | Ingham      | Mid-South CA                             |
| 18 | 1708001         | 00bj                 | CMHA of Clinton-Eaton-Ingham Counties | Gratiot County CMH              | 29          | Gratiot     | Mid-South CA                             |
| 19 | 1708001         | 00bj                 | CMHA of Clinton-Eaton-Ingham Counties | Ionia County CMH                | 34          | Ionia       | Mink Substance Abuse Coordinating Agency |
| 20 | 1708001         | 00bj                 | CMHA of Clinton-Eaton-Ingham Counties | Manistee-Benzie CMH             | 10          | Benzie      | Northern Michigan CA                     |
| 21 | 1708001         | 00bj                 | CMHA of Clinton-Eaton-Ingham Counties | Manistee-Benzie CMH             | 51          | Manistee    | Northern Michigan CA                     |
| 22 | 1708001         | 00bj                 | CMHA of Clinton-Eaton-Ingham Counties | Newaygo County CMH              | 62          | Newaygo     | Mink Substance Abuse Coordinating Agency |
| 23 | 3119549         | 00gj                 | Detroit Wayne County CMH Agency       | Detroit-Wayne County CMH        | 82          | Wayne       | Detroit Health Department                |
| 24 | 3119549         | 00gj                 | Detroit Wayne County CMH Agency       | Detroit-Wayne County CMH        | 82          | Wayne       | Southeast Michigan Community Alliance    |
| 25 | 1705233         | 0028                 | Genesee County CMH Services           | Genesee County Health Dept      | 25          | Genesee     | Genesee County Health Dept               |
| 26 | 3402136         | 00gr                 | Kalamazoo CMH Services                | Allegan County CMH              | 03          | Allegan     | Lakeshore CA                             |
| 27 | 3402136         | 00gr                 | Kalamazoo CMH Services                | Kalamazoo County CMH            | 39          | Kalamazoo   | Kalamazoo County CMH                     |
| 28 | 3402136         | 00gr                 | Kalamazoo CMH Services                | St. Joseph County CMH           | 75          | St. Joseph  | Kalamazoo County CMH                     |
| 29 | 3402136         | 00gr                 | Kalamazoo CMH Services                | Woodlands Behavioral Healthcare | 14          | Cass        | Lakeshore CA                             |

**Affiliations**

**2003-10**

MA Capitation DMB Report: 50a - qSummarize Affiliations

|    | PHP Provider ID | PHP Billing Agent ID | Affiliation Name             | Provider               |             |  |
|----|-----------------|----------------------|------------------------------|------------------------|-------------|--|
|    |                 |                      |                              | CMH Name               | County Code | CA Name                                  |
| 30 | 1705430         | 00gs                 | Kent County CMHA             | Kent County CMH        | 41          | Mink Substance Abuse Coordinating Agency |
| 31 | 1712229         | 00gv                 | Lifeways                     | Lifeways CMH           | 30          | Mid-South CA                             |
| 32 | 1712229         | 00gv                 | Lifeways                     | Lifeways CMH           | 38          | Mid-South CA                             |
| 33 | 3396315         | 00gx                 | Macomb County CMH Services   | Macomb County CA       | 50          | Macomb County CA                         |
| 34 | 4476125         | 00hf                 | North Country CMH            | AuSable Valley CMH     | 35          | Northern Michigan CA                     |
| 35 | 4476125         | 00hf                 | North Country CMH            | AuSable Valley CMH     | 65          | Northern Michigan CA                     |
| 36 | 4476125         | 00hf                 | North Country CMH            | AuSable Valley CMH     | 68          | Northern Michigan CA                     |
| 37 | 4476125         | 00hf                 | North Country CMH            | North Country CMHA     | 05          | Northern Michigan CA                     |
| 38 | 4476125         | 00hf                 | North Country CMH            | North Country CMHA     | 15          | Northern Michigan CA                     |
| 39 | 4476125         | 00hf                 | North Country CMH            | North Country CMHA     | 16          | Northern Michigan CA                     |
| 40 | 4476125         | 00hf                 | North Country CMH            | North Country CMHA     | 24          | Northern Michigan CA                     |
| 41 | 4476125         | 00hf                 | North Country CMH            | North Country CMHA     | 40          | Northern Michigan CA                     |
| 42 | 4476125         | 00hf                 | North Country CMH            | North Country CMHA     | 69          | Northern Michigan CA                     |
| 43 | 4476125         | 00hf                 | North Country CMH            | Northeast Michigan CMH | 01          | Northern Michigan CA                     |
| 44 | 4476125         | 00hf                 | North Country CMH            | Northeast Michigan CMH | 04          | Northern Michigan CA                     |
| 45 | 4476125         | 00hf                 | North Country CMH            | Northeast Michigan CMH | 60          | Northern Michigan CA                     |
| 46 | 4476125         | 00hf                 | North Country CMH            | Northeast Michigan CMH | 71          | Northern Michigan CA                     |
| 47 | 1707158         | 00hc                 | Northern Lakes CMHA          | Northern Lakes CMH     | 20          | Northern Michigan CA                     |
| 48 | 1707158         | 00hc                 | Northern Lakes CMHA          | Northern Lakes CMH     | 28          | Northern Michigan CA                     |
| 49 | 1707158         | 00hc                 | Northern Lakes CMHA          | Northern Lakes CMH     | 45          | Northern Michigan CA                     |
| 50 | 1707158         | 00hc                 | Northern Lakes CMHA          | Northern Lakes CMH     | 57          | Northern Michigan CA                     |
| 51 | 1707158         | 00hc                 | Northern Lakes CMHA          | Northern Lakes CMH     | 72          | Northern Michigan CA                     |
| 52 | 1707158         | 00hc                 | Northern Lakes CMHA          | Northern Lakes CMH     | 83          | Northern Michigan CA                     |
| 53 | 1707158         | 00hc                 | Northern Lakes CMHA          | West Michigan CMH      | 43          | Northern Michigan CA                     |
| 54 | 1707158         | 00hc                 | Northern Lakes CMHA          | West Michigan CMH      | 53          | Northern Michigan CA                     |
| 55 | 1707158         | 00hc                 | Northern Lakes CMHA          | West Michigan CMH      | 64          | Northern Michigan CA                     |
| 56 | 1705289         | 0058                 | Oakland County CMH Authority | Oakland County CMHA    | 63          | Oakland County Health Div                |
| 57 | 1724945         | 00hj                 | Pathways CMH                 | Copper County CMH      | 07          | Western U.P. SAS                         |
| 58 | 1724945         | 00hj                 | Pathways CMH                 | Copper County CMH      | 31          | Western U.P. SAS                         |

**Affiliations**

**2003-10**

MA Capitation DMB Report: 50a - qSummarize Affiliations

|    | PHP Provider ID | PHP Billing Agent ID | Affiliation Name                        | Provider                             |             |                                  |
|----|-----------------|----------------------|---|--------------------------------------|-------------|----------------------------------|
|    |                 |                      |   | CMH Name                             | County Code | CA Name                          |
| 59 | 1724945         | 00hj                 | Pathways CMH                            | Copper County CMH                    | 42          | Western U.P. SAS                 |
| 60 | 1724945         | 00hj                 | Pathways CMH                            | Copper County CMH                    | 66          | Western U.P. SAS                 |
| 61 | 1724945         | 00hj                 | Pathways CMH                            | Gogebic County CMH                   | 27          | Western U.P. SAS                 |
| 62 | 1724945         | 00hj                 | Pathways CMH                            | Hiawatha Behavioral Health Authority | 17          | Pathways CA                      |
| 63 | 1724945         | 00hj                 | Pathways CMH                            | Hiawatha Behavioral Health Authority | 49          | Pathways CA                      |
| 64 | 1724945         | 00hj                 | Pathways CMH                            | Hiawatha Behavioral Health Authority | 77          | Pathways CA                      |
| 65 | 1724945         | 00hj                 | Pathways CMH                            | Northpointe CMH                      | 22          | Western U.P. SAS                 |
| 66 | 1724945         | 00hj                 | Pathways CMH                            | Northpointe CMH                      | 36          | Western U.P. SAS                 |
| 67 | 1724945         | 00hj                 | Pathways CMH                            | Northpointe CMH                      | 55          | Pathways CA                      |
| 68 | 1724945         | 00hj                 | Pathways CMH                            | Pathways CMH                         | 02          | Pathways CA                      |
| 69 | 1724945         | 00hj                 | Pathways CMH                            | Pathways CMH                         | 21          | Pathways CA                      |
| 70 | 1724945         | 00hj                 | Pathways CMH                            | Pathways CMH                         | 48          | Pathways CA                      |
| 71 | 1724945         | 00hj                 | Pathways CMH                            | Pathways CMH                         | 52          | Pathways CA                      |
| 72 | 1712541         | 00hq                 | Saginaw County CMH Authority            | Saginaw County CMH                   | 73          | Saginaw County Health Dept       |
| 73 | 1708164         | 00ho                 | St. Clair County CMH Services           | Lapeer County CMH                    | 44          | St. Clair County Health Dept. CA |
| 74 | 1708164         | 00ho                 | St. Clair County CMH Services           | Sanilac County CMH                   | 76          | St. Clair County Health Dept. CA |
| 75 | 1708164         | 00ho                 | St. Clair County CMH Services           | St. Clair County CMH                 | 74          | St. Clair County Health Dept. CA |
| 76 | 2920843         | 00hr                 | Summit Pointe                           | Barry County CMH                     | 08          | Kalamazoo County CMH             |
| 77 | 2920843         | 00hr                 | Summit Pointe                           | Berrien Mental Health                | 11          | Lakeshore CA                     |
| 78 | 2920843         | 00hr                 | Summit Pointe                           | Pines Behavioral Health CMH          | 12          | Kalamazoo County CMH             |
| 79 | 2920843         | 00hr                 | Summit Pointe                           | Summit Pointe CMH                    | 13          | Mid-South CA                     |
| 80 | 2920843         | 00hr                 | Summit Pointe                           | Van Buren County CMH                 | 80          | Kalamazoo County CMH             |
| 81 | 1707176         | 00hu                 | Washtenaw Community Health Organization | Lenawee County CMH                   | 46          | Mid-South CA                     |
| 82 | 1707176         | 00hu                 | Washtenaw Community Health Organization | Livingston County CMH                | 47          | Washtenaw County CMH             |
| 83 | 1707176         | 00hu                 | Washtenaw Community Health Organization | Monroe County CMH                    | 58          | Southeast MI Community Alliance  |
| 84 | 1707176         | 00hu                 | Washtenaw Community Health Organization | Washtenaw County CMH                 | 81          | Washtenaw County CMH             |

MA Capitation Statewide Base Rates

3-Dec-2003 00:47

2003-10

| Code Group | Code Group 2   | Age Group | Statewide Base Cap Rate |
|------------|----------------|-----------|-------------------------|
| MH         | DAB - E&P only | 0 - 17    | \$ 42.40                |
| MH         | DAB - E&P only | 18 - 25   | \$ 70.61                |
| MH         | DAB - E&P only | 26 - 39   | \$ 162.06               |
| MH         | DAB - E&P only | 40 - 49   | \$ 145.39               |
| MH         | DAB - E&P only | 50 - 64   | \$ 79.99                |
| MH         | DAB - E&P only | 65+       | \$ 16.89                |
| MH         | DAB - Other    | 0 - 17    | \$ 42.40                |
| MH         | DAB - Other    | 18 - 25   | \$ 70.61                |
| MH         | DAB - Other    | 26 - 39   | \$ 162.06               |
| MH         | DAB - Other    | 40 - 49   | \$ 145.39               |
| MH         | DAB - Other    | 50 - 64   | \$ 79.99                |
| MH         | DAB - Other    | 65+       | \$ 16.89                |
| MH         | TANF           | 0 - 17    | \$ 5.59                 |
| MH         | TANF           | 18 - 25   | \$ 6.15                 |
| MH         | TANF           | 26 - 39   | \$ 10.06                |
| MH         | TANF           | 40 - 49   | \$ 11.22                |
| MH         | TANF           | 50 - 64   | \$ 8.95                 |
| MH         | TANF           | 65+       | \$ 1.65                 |

| Code Group | Code Group 2   | Age Group | Statewide Base Cap Rate |
|------------|----------------|-----------|-------------------------|
| DD         | DAB - E&P only | 0 - 17    | \$ 22.52                |
| DD         | DAB - E&P only | 18 - 25   | \$ 161.75               |
| DD         | DAB - E&P only | 26 - 39   | \$ 419.34               |
| DD         | DAB - E&P only | 40 - 49   | \$ 430.99               |
| DD         | DAB - E&P only | 50 - 64   | \$ 218.66               |
| DD         | DAB - E&P only | 65+       | \$ 206.81               |
| DD         | DAB - Other    | 0 - 17    |                         |
| DD         | DAB - Other    | 18 - 25   |                         |
| DD         | DAB - Other    | 26 - 39   |                         |
| DD         | DAB - Other    | 40 - 49   |                         |
| DD         | DAB - Other    | 50 - 64   |                         |
| DD         | DAB - Other    | 65+       |                         |
| DD         | TANF           | 0 - 17    |                         |
| DD         | TANF           | 18 - 25   |                         |
| DD         | TANF           | 26 - 39   |                         |
| DD         | TANF           | 40 - 49   |                         |
| DD         | TANF           | 50 - 64   |                         |
| DD         | TANF           | 65+       |                         |

| Code Group | Code Group 2   | Age Group | Statewide Base Cap Rate |
|------------|----------------|-----------|-------------------------|
| SA         | DAB - E&P only | 0 - 17    | \$ 0.75                 |
| SA         | DAB - E&P only | 18 - 25   | \$ 2.48                 |
| SA         | DAB - E&P only | 26 - 39   | \$ 10.39                |
| SA         | DAB - E&P only | 40 - 49   | \$ 13.07                |
| SA         | DAB - E&P only | 50 - 64   | \$ 3.55                 |
| SA         | DAB - E&P only | 65+       | \$ 0.14                 |
| SA         | DAB - Other    | 0 - 17    | \$ 0.75                 |
| SA         | DAB - Other    | 18 - 25   | \$ 2.48                 |
| SA         | DAB - Other    | 26 - 39   | \$ 10.39                |
| SA         | DAB - Other    | 40 - 49   | \$ 13.07                |
| SA         | DAB - Other    | 50 - 64   | \$ 3.55                 |
| SA         | DAB - Other    | 65+       | \$ 0.14                 |
| SA         | TANF           | 0 - 17    | \$ 0.09                 |
| SA         | TANF           | 18 - 25   | \$ 0.84                 |
| SA         | TANF           | 26 - 39   | \$ 4.27                 |
| SA         | TANF           | 40 - 49   | \$ 6.70                 |
| SA         | TANF           | 50 - 64   | \$ 1.95                 |
| SA         | TANF           | 65+       | \$ 0.01                 |



MA Capitation Intensity Factors

3-Dec-2003 00:47

2003-10

Statewide Base Rate X Intensity Factor = Local Capitation Rate

| Population | Provider ID | Provider                     | County Code | County Name | Code Group | Code Group 2 | Effective Payment Month | Intensity Factor |
|------------|-------------|------------------------------|-------------|-------------|------------|--------------|-------------------------|------------------|
| MH         | 1705322     | Access Alliance of Michigan  | 06          | Arenac      | DAB        |              | 200303                  | 0.990400         |
| MH         | 1705322     | Access Alliance of Michigan  | 06          | Arenac      | TANF       |              | 200303                  | 1.292100         |
| MH         | 1705322     | Access Alliance of Michigan  | 09          | Bay         | DAB        |              | 200303                  | 0.990400         |
| MH         | 1705322     | Access Alliance of Michigan  | 09          | Bay         | TANF       |              | 200303                  | 1.292100         |
| MH         | 1705322     | Access Alliance of Michigan  | 32          | Huron       | DAB        |              | 200303                  | 1.155100         |
| MH         | 1705322     | Access Alliance of Michigan  | 32          | Huron       | TANF       |              | 200303                  | 0.987300         |
| MH         | 1705322     | Access Alliance of Michigan  | 59          | Montcalm    | DAB        |              | 200303                  | 0.454400         |
| MH         | 1705322     | Access Alliance of Michigan  | 59          | Montcalm    | TANF       |              | 200303                  | 0.698700         |
| MH         | 1705322     | Access Alliance of Michigan  | 78          | Shiawassee  | DAB        |              | 200303                  | 0.925500         |
| MH         | 1705322     | Access Alliance of Michigan  | 78          | Shiawassee  | TANF       |              | 200303                  | 0.999900         |
| MH         | 1705322     | Access Alliance of Michigan  | 79          | Tuscola     | DAB        |              | 200303                  | 0.986400         |
| MH         | 1705322     | Access Alliance of Michigan  | 79          | Tuscola     | TANF       |              | 200303                  | 1.176700         |
| MH         | 4344340     | CMH for Central Michigan CMH | 18          | Clare       | DAB        |              | 200303                  | 0.780000         |
| MH         | 4344340     | CMH for Central Michigan CMH | 18          | Clare       | TANF       |              | 200303                  | 0.880600         |
| MH         | 4344340     | CMH for Central Michigan CMH | 26          | Gladwin     | DAB        |              | 200303                  | 0.780000         |
| MH         | 4344340     | CMH for Central Michigan CMH | 26          | Gladwin     | TANF       |              | 200303                  | 0.880600         |
| MH         | 4344340     | CMH for Central Michigan CMH | 37          | Isabella    | DAB        |              | 200303                  | 0.780000         |
| MH         | 4344340     | CMH for Central Michigan CMH | 37          | Isabella    | TANF       |              | 200303                  | 0.880600         |
| MH         | 4344340     | CMH for Central Michigan CMH | 54          | Mecosta     | DAB        |              | 200303                  | 0.780000         |
| MH         | 4344340     | CMH for Central Michigan CMH | 54          | Mecosta     | TANF       |              | 200303                  | 0.880600         |
| MH         | 4344340     | CMH for Central Michigan CMH | 56          | Midland     | DAB        |              | 200303                  | 0.780000         |
| MH         | 4344340     | CMH for Central Michigan CMH | 56          | Midland     | TANF       |              | 200303                  | 0.880600         |
| MH         | 4344340     | CMH for Central Michigan CMH | 67          | Osceola     | DAB        |              | 200303                  | 0.780000         |
| MH         | 4344340     | CMH for Central Michigan CMH | 67          | Osceola     | TANF       |              | 200303                  | 0.880600         |
| MH         | 3119549     | Detroit-Wayne County CMHSP   | 82          | Wayne       | DAB        |              | 200303                  | 1.126000         |
| MH         | 3119549     | Detroit-Wayne County CMHSP   | 82          | Wayne       | TANF       |              | 200303                  | 0.956300         |
| MH         | 1705233     | Genesee County CMHSP         | 25          | Genesee     | DAB        |              | 200303                  | 0.654900         |
| MH         | 1705233     | Genesee County CMHSP         | 25          | Genesee     | TANF       |              | 200303                  | 0.382300         |
| MH         | 1712229     | Jackson-Hillsdale CMHA       | 30          | Hillsdale   | DAB        |              | 200303                  | 0.995500         |
| MH         | 1712229     | Jackson-Hillsdale CMHA       | 30          | Hillsdale   | TANF       |              | 200303                  | 1.083000         |
| MH         | 1712229     | Jackson-Hillsdale CMHA       | 38          | Jackson     | DAB        |              | 200303                  | 0.995500         |
| MH         | 1712229     | Jackson-Hillsdale CMHA       | 38          | Jackson     | TANF       |              | 200303                  | 1.083000         |
| MH         | 3402136     | Kalamazoo County CMHSP       | 03          | Allegan     | DAB        |              | 200303                  | 1.019600         |

MA Capitation Intensity Factors

3-Dec-2003 00:47

2003-10

Statewide Base Rate X Intensity Factor = Local Capitation Rate

| Population | Provider ID | Provider                       | County Code | County Name | Code Group | Code Group 2 | Effective Payment Month | Intensity Factor |
|------------|-------------|--------------------------------|-------------|-------------|------------|--------------|-------------------------|------------------|
| MH         | 3402136     | Kalamazoo County CMHSP         | 03          | Allegan     | TANF       |              | 200303                  | 1.420800         |
| MH         | 3402136     | Kalamazoo County CMHSP         | 14          | Cass        | DAB        |              | 200303                  | 0.663400         |
| MH         | 3402136     | Kalamazoo County CMHSP         | 14          | Cass        | TANF       |              | 200303                  | 0.615900         |
| MH         | 3402136     | Kalamazoo County CMHSP         | 39          | Kalamazoo   | DAB        |              | 200303                  | 1.226100         |
| MH         | 3402136     | Kalamazoo County CMHSP         | 39          | Kalamazoo   | TANF       |              | 200303                  | 1.067000         |
| MH         | 3402136     | Kalamazoo County CMHSP         | 75          | St. Joseph  | DAB        |              | 200303                  | 1.013800         |
| MH         | 3402136     | Kalamazoo County CMHSP         | 75          | St. Joseph  | TANF       |              | 200303                  | 1.052400         |
| MH         | 1705430     | Kent County CMHSP              | 41          | Kent        | DAB        |              | 200303                  | 1.020500         |
| MH         | 1705430     | Kent County CMHSP              | 41          | Kent        | TANF       |              | 200303                  | 0.912700         |
| MH         | 1712452     | Lakeshore Affiliation          | 61          | Muskegon    | DAB        |              | 200303                  | 0.763300         |
| MH         | 1712452     | Lakeshore Affiliation          | 61          | Muskegon    | TANF       |              | 200303                  | 0.983700         |
| MH         | 1712452     | Lakeshore Affiliation          | 70          | Ottawa      | DAB        |              | 200303                  | 1.283100         |
| MH         | 1712452     | Lakeshore Affiliation          | 70          | Ottawa      | TANF       |              | 200303                  | 1.346100         |
| MH         | 3396315     | Macomb County CMHSP            | 50          | Macomb      | DAB        |              | 200303                  | 0.986600         |
| MH         | 3396315     | Macomb County CMHSP            | 50          | Macomb      | TANF       |              | 200303                  | 1.014900         |
| MH         | 1708001     | Mid-Michigan CMHSP Affiliation | 10          | Benzie      | DAB        |              | 200303                  | 0.993700         |
| MH         | 1708001     | Mid-Michigan CMHSP Affiliation | 10          | Benzie      | TANF       |              | 200303                  | 1.227700         |
| MH         | 1708001     | Mid-Michigan CMHSP Affiliation | 19          | Clinton     | DAB        |              | 200303                  | 0.883500         |
| MH         | 1708001     | Mid-Michigan CMHSP Affiliation | 19          | Clinton     | TANF       |              | 200303                  | 0.783100         |
| MH         | 1708001     | Mid-Michigan CMHSP Affiliation | 23          | Eaton       | DAB        |              | 200303                  | 0.883500         |
| MH         | 1708001     | Mid-Michigan CMHSP Affiliation | 23          | Eaton       | TANF       |              | 200303                  | 0.783100         |
| MH         | 1708001     | Mid-Michigan CMHSP Affiliation | 29          | Gratiot     | DAB        |              | 200303                  | 0.870300         |
| MH         | 1708001     | Mid-Michigan CMHSP Affiliation | 29          | Gratiot     | TANF       |              | 200303                  | 1.553100         |
| MH         | 1708001     | Mid-Michigan CMHSP Affiliation | 33          | Ingham      | DAB        |              | 200303                  | 0.883500         |
| MH         | 1708001     | Mid-Michigan CMHSP Affiliation | 33          | Ingham      | TANF       |              | 200303                  | 0.783100         |
| MH         | 1708001     | Mid-Michigan CMHSP Affiliation | 34          | Ionia       | DAB        |              | 200303                  | 0.907800         |
| MH         | 1708001     | Mid-Michigan CMHSP Affiliation | 34          | Ionia       | TANF       |              | 200303                  | 1.024400         |
| MH         | 1708001     | Mid-Michigan CMHSP Affiliation | 51          | Manistee    | DAB        |              | 200303                  | 0.993700         |
| MH         | 1708001     | Mid-Michigan CMHSP Affiliation | 51          | Manistee    | TANF       |              | 200303                  | 1.227700         |
| MH         | 1708001     | Mid-Michigan CMHSP Affiliation | 62          | Newaygo     | DAB        |              | 200303                  | 0.739300         |
| MH         | 1708001     | Mid-Michigan CMHSP Affiliation | 62          | Newaygo     | TANF       |              | 200303                  | 1.570500         |
| MH         | 4476125     | Northern Affiliation           | 01          | Alcona      | DAB        |              | 200303                  | 0.721400         |

MA Capitation Intensity Factors

3-Dec-2003 00:47

2003-10

Statewide Base Rate X Intensity Factor = Local Capitation Rate

| Population | Provider ID | Provider              | County Code | County Name    | Code Group | Code Group 2 | Effective Payment Month | Intensity Factor |
|------------|-------------|-----------------------|-------------|----------------|------------|--------------|-------------------------|------------------|
| MH         | 4476125     | Northern Affiliation  | 01          | Alcona         | TANF       |              | 200303                  | 0.988200         |
| MH         | 4476125     | Northern Affiliation  | 04          | Alpena         | DAB        |              | 200303                  | 0.721400         |
| MH         | 4476125     | Northern Affiliation  | 04          | Alpena         | TANF       |              | 200303                  | 0.988200         |
| MH         | 4476125     | Northern Affiliation  | 05          | Antrim         | DAB        |              | 200304                  | 1.000000         |
| MH         | 4476125     | Northern Affiliation  | 05          | Antrim         | TANF       |              | 200304                  | 0.851500         |
| MH         | 4476125     | Northern Affiliation  | 15          | Charlevoix     | DAB        |              | 200304                  | 1.000000         |
| MH         | 4476125     | Northern Affiliation  | 15          | Charlevoix     | TANF       |              | 200304                  | 0.851500         |
| MH         | 4476125     | Northern Affiliation  | 16          | Cheboygan      | DAB        |              | 200304                  | 1.000000         |
| MH         | 4476125     | Northern Affiliation  | 16          | Cheboygan      | TANF       |              | 200304                  | 0.851500         |
| MH         | 4476125     | Northern Affiliation  | 24          | Emmet          | DAB        |              | 200304                  | 1.000000         |
| MH         | 4476125     | Northern Affiliation  | 24          | Emmet          | TANF       |              | 200304                  | 0.851500         |
| MH         | 4476125     | Northern Affiliation  | 35          | Iosco          | DAB        |              | 200303                  | 0.721200         |
| MH         | 4476125     | Northern Affiliation  | 35          | Iosco          | TANF       |              | 200303                  | 1.635300         |
| MH         | 4476125     | Northern Affiliation  | 40          | Kalkaska       | DAB        |              | 200304                  | 1.000000         |
| MH         | 4476125     | Northern Affiliation  | 40          | Kalkaska       | TANF       |              | 200304                  | 0.851500         |
| MH         | 4476125     | Northern Affiliation  | 60          | Montmorency    | DAB        |              | 200303                  | 0.721400         |
| MH         | 4476125     | Northern Affiliation  | 60          | Montmorency    | TANF       |              | 200303                  | 0.988200         |
| MH         | 4476125     | Northern Affiliation  | 65          | Ogemaw         | DAB        |              | 200303                  | 0.721200         |
| MH         | 4476125     | Northern Affiliation  | 65          | Ogemaw         | TANF       |              | 200303                  | 1.635300         |
| MH         | 4476125     | Northern Affiliation  | 68          | Oscoda         | DAB        |              | 200303                  | 0.721200         |
| MH         | 4476125     | Northern Affiliation  | 68          | Oscoda         | TANF       |              | 200303                  | 1.635300         |
| MH         | 4476125     | Northern Affiliation  | 69          | Otsego         | DAB        |              | 200304                  | 1.000000         |
| MH         | 4476125     | Northern Affiliation  | 69          | Otsego         | TANF       |              | 200304                  | 0.851500         |
| MH         | 4476125     | Northern Affiliation  | 71          | Presque Isle   | DAB        |              | 200303                  | 0.721400         |
| MH         | 4476125     | Northern Affiliation  | 71          | Presque Isle   | TANF       |              | 200303                  | 0.988200         |
| MH         | 1707158     | Northwest Affiliation | 20          | Crawford       | DAB        |              | 200303                  | 0.912300         |
| MH         | 1707158     | Northwest Affiliation | 20          | Crawford       | TANF       |              | 200303                  | 1.005500         |
| MH         | 1707158     | Northwest Affiliation | 28          | Grand Traverse | DAB        |              | 200303                  | 1.814800         |
| MH         | 1707158     | Northwest Affiliation | 28          | Grand Traverse | TANF       |              | 200303                  | 1.367000         |
| MH         | 1707158     | Northwest Affiliation | 43          | Lake           | DAB        |              | 200303                  | 0.736200         |
| MH         | 1707158     | Northwest Affiliation | 43          | Lake           | TANF       |              | 200303                  | 0.999400         |
| MH         | 1707158     | Northwest Affiliation | 45          | Leelanau       | DAB        |              | 200303                  | 1.814800         |

MA Capitation Intensity Factors

3-Dec-2003 00:47

2003-10

Statewide Base Rate X Intensity Factor = Local Capitation Rate

| Population | Provider ID | Provider              | County Code | County Name | Code Group | Code Group 2 | Effective Payment Month | Intensity Factor |
|------------|-------------|-----------------------|-------------|-------------|------------|--------------|-------------------------|------------------|
| MH         | 1707158     | Northwest Affiliation | 45          | Leelanau    | TANF       |              | 200303                  | 1.367000         |
| MH         | 1707158     | Northwest Affiliation | 53          | Mason       | DAB        |              | 200303                  | 0.736200         |
| MH         | 1707158     | Northwest Affiliation | 53          | Mason       | TANF       |              | 200303                  | 0.999400         |
| MH         | 1707158     | Northwest Affiliation | 57          | Missaukee   | DAB        |              | 200303                  | 0.912300         |
| MH         | 1707158     | Northwest Affiliation | 57          | Missaukee   | TANF       |              | 200303                  | 1.005500         |
| MH         | 1707158     | Northwest Affiliation | 64          | Oceana      | DAB        |              | 200303                  | 0.736200         |
| MH         | 1707158     | Northwest Affiliation | 64          | Oceana      | TANF       |              | 200303                  | 0.999400         |
| MH         | 1707158     | Northwest Affiliation | 72          | Roscommon   | DAB        |              | 200303                  | 0.912300         |
| MH         | 1707158     | Northwest Affiliation | 72          | Roscommon   | TANF       |              | 200303                  | 1.005500         |
| MH         | 1707158     | Northwest Affiliation | 83          | Wexford     | DAB        |              | 200303                  | 0.912300         |
| MH         | 1707158     | Northwest Affiliation | 83          | Wexford     | TANF       |              | 200303                  | 1.005500         |
| MH         | 1705289     | Oakland County CMHA   | 63          | Oakland     | DAB        |              | 200303                  | 1.007600         |
| MH         | 1705289     | Oakland County CMHA   | 63          | Oakland     | TANF       |              | 200303                  | 0.789400         |
| MH         | 1724945     | Pathways CMHA         | 02          | Alger       | DAB        |              | 200303                  | 1.614100         |
| MH         | 1724945     | Pathways CMHA         | 02          | Alger       | TANF       |              | 200303                  | 2.405400         |
| MH         | 1724945     | Pathways CMHA         | 07          | Baraga      | DAB        |              | 200303                  | 1.258900         |
| MH         | 1724945     | Pathways CMHA         | 07          | Baraga      | TANF       |              | 200303                  | 0.980600         |
| MH         | 1724945     | Pathways CMHA         | 17          | Chippewa    | DAB        |              | 200303                  | 1.618400         |
| MH         | 1724945     | Pathways CMHA         | 17          | Chippewa    | TANF       |              | 200303                  | 1.101500         |
| MH         | 1724945     | Pathways CMHA         | 21          | Delta       | DAB        |              | 200303                  | 1.614100         |
| MH         | 1724945     | Pathways CMHA         | 21          | Delta       | TANF       |              | 200303                  | 2.405400         |
| MH         | 1724945     | Pathways CMHA         | 22          | Dickinson   | DAB        |              | 200303                  | 1.281000         |
| MH         | 1724945     | Pathways CMHA         | 22          | Dickinson   | TANF       |              | 200303                  | 1.397200         |
| MH         | 1724945     | Pathways CMHA         | 27          | Gogebic     | DAB        |              | 200303                  | 1.392100         |
| MH         | 1724945     | Pathways CMHA         | 27          | Gogebic     | TANF       |              | 200303                  | 2.771400         |
| MH         | 1724945     | Pathways CMHA         | 31          | Houghton    | DAB        |              | 200303                  | 1.258900         |
| MH         | 1724945     | Pathways CMHA         | 31          | Houghton    | TANF       |              | 200303                  | 0.980600         |
| MH         | 1724945     | Pathways CMHA         | 36          | Iron        | DAB        |              | 200303                  | 1.281000         |
| MH         | 1724945     | Pathways CMHA         | 36          | Iron        | TANF       |              | 200303                  | 1.397200         |
| MH         | 1724945     | Pathways CMHA         | 42          | Keweenaw    | DAB        |              | 200303                  | 1.258900         |
| MH         | 1724945     | Pathways CMHA         | 42          | Keweenaw    | TANF       |              | 200303                  | 0.980600         |
| MH         | 1724945     | Pathways CMHA         | 48          | Luce        | DAB        |              | 200303                  | 1.614100         |

MA Capitation Intensity Factors

3-Dec-2003 00:47

2003-10

Statewide Base Rate X Intensity Factor = Local Capitation Rate

| Population | Provider ID | Provider                     | County Code | County Name | Code Group | Code Group 2 | Effective Payment Month | Intensity Factor |
|------------|-------------|------------------------------|-------------|-------------|------------|--------------|-------------------------|------------------|
| MH         | 1724945     | Pathways CMHA                | 48          | Luce        | TANF       |              | 200303                  | 2.405400         |
| MH         | 1724945     | Pathways CMHA                | 49          | Mackinac    | DAB        |              | 200303                  | 1.618400         |
| MH         | 1724945     | Pathways CMHA                | 49          | Mackinac    | TANF       |              | 200303                  | 1.101500         |
| MH         | 1724945     | Pathways CMHA                | 52          | Marquette   | DAB        |              | 200303                  | 1.614100         |
| MH         | 1724945     | Pathways CMHA                | 52          | Marquette   | TANF       |              | 200303                  | 2.405400         |
| MH         | 1724945     | Pathways CMHA                | 55          | Menominee   | DAB        |              | 200303                  | 1.281000         |
| MH         | 1724945     | Pathways CMHA                | 55          | Menominee   | TANF       |              | 200303                  | 1.397200         |
| MH         | 1724945     | Pathways CMHA                | 66          | Ontonagon   | DAB        |              | 200303                  | 1.258900         |
| MH         | 1724945     | Pathways CMHA                | 66          | Ontonagon   | TANF       |              | 200303                  | 0.980600         |
| MH         | 1724945     | Pathways CMHA                | 77          | Schoolcraft | DAB        |              | 200303                  | 1.618400         |
| MH         | 1724945     | Pathways CMHA                | 77          | Schoolcraft | TANF       |              | 200303                  | 1.101500         |
| MH         | 1712541     | Saginaw County CMHA          | 73          | Saginaw     | DAB        |              | 200303                  | 0.758000         |
| MH         | 1712541     | Saginaw County CMHA          | 73          | Saginaw     | TANF       |              | 200303                  | 0.627200         |
| MH         | 1708164     | Thumb Mental Health Alliance | 44          | Lapeer      | DAB        |              | 200303                  | 0.998200         |
| MH         | 1708164     | Thumb Mental Health Alliance | 44          | Lapeer      | TANF       |              | 200303                  | 1.050400         |
| MH         | 1708164     | Thumb Mental Health Alliance | 74          | St. Clair   | DAB        |              | 200303                  | 1.016400         |
| MH         | 1708164     | Thumb Mental Health Alliance | 74          | St. Clair   | TANF       |              | 200303                  | 2.704400         |
| MH         | 1708164     | Thumb Mental Health Alliance | 76          | Sanilac     | DAB        |              | 200303                  | 0.814800         |
| MH         | 1708164     | Thumb Mental Health Alliance | 76          | Sanilac     | TANF       |              | 200303                  | 0.701500         |
| MH         | 2920843     | Venture Behavioral Health    | 08          | Barry       | DAB        |              | 200303                  | 0.598400         |
| MH         | 2920843     | Venture Behavioral Health    | 08          | Barry       | TANF       |              | 200303                  | 0.683400         |
| MH         | 2920843     | Venture Behavioral Health    | 11          | Berrien     | DAB        |              | 200303                  | 0.860000         |
| MH         | 2920843     | Venture Behavioral Health    | 11          | Berrien     | TANF       |              | 200303                  | 0.809900         |
| MH         | 2920843     | Venture Behavioral Health    | 12          | Branch      | DAB        |              | 200303                  | 1.002000         |
| MH         | 2920843     | Venture Behavioral Health    | 12          | Branch      | TANF       |              | 200303                  | 1.301500         |
| MH         | 2920843     | Venture Behavioral Health    | 13          | Calhoun     | DAB        |              | 200303                  | 0.784800         |
| MH         | 2920843     | Venture Behavioral Health    | 13          | Calhoun     | TANF       |              | 200303                  | 1.394500         |
| MH         | 2920843     | Venture Behavioral Health    | 80          | Van Buren   | DAB        |              | 200303                  | 1.142300         |
| MH         | 2920843     | Venture Behavioral Health    | 80          | Van Buren   | TANF       |              | 200303                  | 1.183000         |
| MH         | 1707176     | Washtenaw CHO                | 46          | Lenawee     | DAB        |              | 200303                  | 1.006400         |
| MH         | 1707176     | Washtenaw CHO                | 46          | Lenawee     | TANF       |              | 200303                  | 1.068500         |
| MH         | 1707176     | Washtenaw CHO                | 47          | Livingston  | DAB        |              | 200303                  | 1.459800         |

**MA Capitation Intensity Factors**

3-Dec-2003 00:47

**2003-10**

Statewide Base Rate X Intensity Factor = Local Capitation Rate

| Population | Provider ID | Provider      | County Code | County Name | Code Group | Code Group 2 | Effective Payment Month | Intensity Factor |
|------------|-------------|---------------|-------------|-------------|------------|--------------|-------------------------|------------------|
| MH         | 1707176     | Washtenaw CHO | 47          | Livingston  | TANF       |              | 200303                  | 2.668600         |
| MH         | 1707176     | Washtenaw CHO | 58          | Monroe      | DAB        |              | 200303                  | 1.018700         |
| MH         | 1707176     | Washtenaw CHO | 58          | Monroe      | TANF       |              | 200303                  | 1.295000         |
| MH         | 1707176     | Washtenaw CHO | 81          | Washtenaw   | DAB        |              | 200303                  | 1.323100         |
| MH         | 1707176     | Washtenaw CHO | 81          | Washtenaw   | TANF       |              | 200303                  | 1.827900         |
|            |             |               |             |             |            |              |                         |                  |
|            |             |               |             |             |            |              |                         |                  |

MA Capitation Intensity Factors

3-Dec-2003 00:47

2003-10

Statewide Base Rate X Intensity Factor = Local Capitation Rate

| Population | Provider ID | Provider                       | County Code | County Name | Code Group | Code Group 2 | Effective Payment Month | Intensity Factor |
|------------|-------------|--------------------------------|-------------|-------------|------------|--------------|-------------------------|------------------|
| DD         | 1705322     | Access Alliance of Michigan    | 06          | Arenac      | DAB        |              | 200305                  | 1.405800         |
| DD         | 1705322     | Access Alliance of Michigan    | 09          | Bay         | DAB        |              | 200305                  | 1.405800         |
| DD         | 1705322     | Access Alliance of Michigan    | 32          | Huron       | DAB        |              | 200305                  | 1.411700         |
| DD         | 1705322     | Access Alliance of Michigan    | 59          | Montcalm    | DAB        |              | 200305                  | 0.525900         |
| DD         | 1705322     | Access Alliance of Michigan    | 78          | Shiawassee  | DAB        |              | 200305                  | 1.221000         |
| DD         | 1705322     | Access Alliance of Michigan    | 79          | Tuscola     | DAB        |              | 200305                  | 1.842300         |
| DD         | 4344340     | CMH for Central Michigan CMH   | 18          | Clare       | DAB        |              | 200305                  | 1.734100         |
| DD         | 4344340     | CMH for Central Michigan CMH   | 26          | Gladwin     | DAB        |              | 200305                  | 1.734100         |
| DD         | 4344340     | CMH for Central Michigan CMH   | 37          | Isabella    | DAB        |              | 200305                  | 1.734100         |
| DD         | 4344340     | CMH for Central Michigan CMH   | 54          | Mecosta     | DAB        |              | 200305                  | 1.734100         |
| DD         | 4344340     | CMH for Central Michigan CMH   | 56          | Midland     | DAB        |              | 200305                  | 1.734100         |
| DD         | 4344340     | CMH for Central Michigan CMH   | 67          | Osceola     | DAB        |              | 200305                  | 1.734100         |
| DD         | 3119549     | Detroit-Wayne County CMHSP     | 82          | Wayne       | DAB        |              | 200305                  | 0.685800         |
| DD         | 1705233     | Genesee County CMHSP           | 25          | Genesee     | DAB        |              | 200305                  | 1.018400         |
| DD         | 1712229     | Jackson-Hillsdale CMHA         | 30          | Hillsdale   | DAB        |              | 200305                  | 0.943000         |
| DD         | 1712229     | Jackson-Hillsdale CMHA         | 38          | Jackson     | DAB        |              | 200305                  | 0.943000         |
| DD         | 3402136     | Kalamazoo County CMHSP         | 03          | Allegan     | DAB        |              | 200305                  | 1.682100         |
| DD         | 3402136     | Kalamazoo County CMHSP         | 14          | Cass        | DAB        |              | 200305                  | 1.145900         |
| DD         | 3402136     | Kalamazoo County CMHSP         | 39          | Kalamazoo   | DAB        |              | 200305                  | 1.328100         |
| DD         | 3402136     | Kalamazoo County CMHSP         | 75          | St. Joseph  | DAB        |              | 200305                  | 1.259600         |
| DD         | 1705430     | Kent County CMHSP              | 41          | Kent        | DAB        |              | 200305                  | 0.929600         |
| DD         | 1712452     | Lakeshore Affiliation          | 61          | Muskegon    | DAB        |              | 200305                  | 0.807100         |
| DD         | 1712452     | Lakeshore Affiliation          | 70          | Ottawa      | DAB        |              | 200305                  | 2.288500         |
| DD         | 3396315     | Macomb County CMHSP            | 50          | Macomb      | DAB        |              | 200305                  | 1.924700         |
| DD         | 1708001     | Mid-Michigan CMHSP Affiliation | 10          | Benzie      | DAB        |              | 200305                  | 2.842400         |
| DD         | 1708001     | Mid-Michigan CMHSP Affiliation | 19          | Clinton     | DAB        |              | 200305                  | 0.899600         |
| DD         | 1708001     | Mid-Michigan CMHSP Affiliation | 23          | Eaton       | DAB        |              | 200305                  | 0.899600         |
| DD         | 1708001     | Mid-Michigan CMHSP Affiliation | 29          | Gratiot     | DAB        |              | 200305                  | 1.754600         |
| DD         | 1708001     | Mid-Michigan CMHSP Affiliation | 33          | Ingham      | DAB        |              | 200305                  | 0.899600         |
| DD         | 1708001     | Mid-Michigan CMHSP Affiliation | 34          | Ionia       | DAB        |              | 200305                  | 1.525400         |
| DD         | 1708001     | Mid-Michigan CMHSP Affiliation | 51          | Manistee    | DAB        |              | 200305                  | 2.842400         |
| DD         | 1708001     | Mid-Michigan CMHSP Affiliation | 62          | Newaygo     | DAB        |              | 200305                  | 0.742100         |



MA Capitation Intensity Factors

3-Dec-2003 00:47

2003-10

Statewide Base Rate X Intensity Factor = Local Capitation Rate

| Population | Provider ID | Provider              | County Code | County Name    | Code Group | Code Group 2 | Effective Payment Month | Intensity Factor |
|------------|-------------|-----------------------|-------------|----------------|------------|--------------|-------------------------|------------------|
| DD         | 4476125     | Northern Affiliation  | 01          | Alcona         | DAB        |              | 200305                  | 1.975800         |
| DD         | 4476125     | Northern Affiliation  | 04          | Alpena         | DAB        |              | 200305                  | 1.975800         |
| DD         | 4476125     | Northern Affiliation  | 05          | Antrim         | DAB        |              | 200305                  | 1.581600         |
| DD         | 4476125     | Northern Affiliation  | 15          | Charlevoix     | DAB        |              | 200305                  | 1.581600         |
| DD         | 4476125     | Northern Affiliation  | 16          | Cheboygan      | DAB        |              | 200305                  | 1.581600         |
| DD         | 4476125     | Northern Affiliation  | 24          | Emmet          | DAB        |              | 200305                  | 1.581600         |
| DD         | 4476125     | Northern Affiliation  | 35          | Iosco          | DAB        |              | 200305                  | 0.770700         |
| DD         | 4476125     | Northern Affiliation  | 40          | Kalkaska       | DAB        |              | 200305                  | 1.581600         |
| DD         | 4476125     | Northern Affiliation  | 60          | Montmorency    | DAB        |              | 200305                  | 1.975800         |
| DD         | 4476125     | Northern Affiliation  | 65          | Ogemaw         | DAB        |              | 200305                  | 0.770700         |
| DD         | 4476125     | Northern Affiliation  | 68          | Oscoda         | DAB        |              | 200305                  | 0.770700         |
| DD         | 4476125     | Northern Affiliation  | 69          | Otsego         | DAB        |              | 200305                  | 1.581600         |
| DD         | 4476125     | Northern Affiliation  | 71          | Presque Isle   | DAB        |              | 200305                  | 1.975800         |
| DD         | 1707158     | Northwest Affiliation | 20          | Crawford       | DAB        |              | 200305                  | 0.971600         |
| DD         | 1707158     | Northwest Affiliation | 28          | Grand Traverse | DAB        |              | 200305                  | 1.405800         |
| DD         | 1707158     | Northwest Affiliation | 43          | Lake           | DAB        |              | 200305                  | 0.824700         |
| DD         | 1707158     | Northwest Affiliation | 45          | Leelanau       | DAB        |              | 200305                  | 1.405800         |
| DD         | 1707158     | Northwest Affiliation | 53          | Mason          | DAB        |              | 200305                  | 0.824700         |
| DD         | 1707158     | Northwest Affiliation | 57          | Missaukee      | DAB        |              | 200305                  | 0.971600         |
| DD         | 1707158     | Northwest Affiliation | 64          | Oceana         | DAB        |              | 200305                  | 0.824700         |
| DD         | 1707158     | Northwest Affiliation | 72          | Roscommon      | DAB        |              | 200305                  | 0.971600         |
| DD         | 1707158     | Northwest Affiliation | 83          | Wexford        | DAB        |              | 200305                  | 0.971600         |
| DD         | 1705289     | Oakland County CMHA   | 63          | Oakland        | DAB        |              | 200305                  | 2.192300         |
| DD         | 1724945     | Pathways CMHA         | 02          | Alger          | DAB        |              | 200305                  | 1.914200         |
| DD         | 1724945     | Pathways CMHA         | 07          | Baraga         | DAB        |              | 200305                  | 1.623200         |
| DD         | 1724945     | Pathways CMHA         | 17          | Chippewa       | DAB        |              | 200305                  | 1.407200         |
| DD         | 1724945     | Pathways CMHA         | 21          | Delta          | DAB        |              | 200305                  | 1.914200         |
| DD         | 1724945     | Pathways CMHA         | 22          | Dickinson      | DAB        |              | 200305                  | 1.507800         |
| DD         | 1724945     | Pathways CMHA         | 27          | Gogebic        | DAB        |              | 200305                  | 1.894100         |
| DD         | 1724945     | Pathways CMHA         | 31          | Houghton       | DAB        |              | 200305                  | 1.623200         |
| DD         | 1724945     | Pathways CMHA         | 36          | Iron           | DAB        |              | 200305                  | 1.507800         |
| DD         | 1724945     | Pathways CMHA         | 42          | Keweenaw       | DAB        |              | 200305                  | 1.623200         |

MA Capitation Intensity Factors

3-Dec-2003 00:47

2003-10

Statewide Base Rate X Intensity Factor = Local Capitation Rate

| Population | Provider ID | Provider                     | County Code | County Name | Code Group | Code Group 2 | Effective Payment Month | Intensity Factor |
|------------|-------------|------------------------------|-------------|-------------|------------|--------------|-------------------------|------------------|
| DD         | 1724945     | Pathways CMHA                | 48          | Luce        | DAB        |              | 200305                  | 1.914200         |
| DD         | 1724945     | Pathways CMHA                | 49          | Mackinac    | DAB        |              | 200305                  | 1.407200         |
| DD         | 1724945     | Pathways CMHA                | 52          | Marquette   | DAB        |              | 200305                  | 1.914200         |
| DD         | 1724945     | Pathways CMHA                | 55          | Menominee   | DAB        |              | 200305                  | 1.507800         |
| DD         | 1724945     | Pathways CMHA                | 66          | Ontonagon   | DAB        |              | 200305                  | 1.623200         |
| DD         | 1724945     | Pathways CMHA                | 77          | Schoolcraft | DAB        |              | 200305                  | 1.407200         |
| DD         | 1712541     | Saginaw County CMHA          | 73          | Saginaw     | DAB        |              | 200305                  | 0.673600         |
| DD         | 1708164     | Thumb Mental Health Alliance | 44          | Lapeer      | DAB        |              | 200305                  | 1.914000         |
| DD         | 1708164     | Thumb Mental Health Alliance | 74          | St. Clair   | DAB        |              | 200305                  | 1.973300         |
| DD         | 1708164     | Thumb Mental Health Alliance | 76          | Sanilac     | DAB        |              | 200305                  | 3.635200         |
| DD         | 2920843     | Venture Behavioral Health    | 08          | Barry       | DAB        |              | 200305                  | 0.591000         |
| DD         | 2920843     | Venture Behavioral Health    | 11          | Berrien     | DAB        |              | 200305                  | 0.930900         |
| DD         | 2920843     | Venture Behavioral Health    | 12          | Branch      | DAB        |              | 200305                  | 1.630600         |
| DD         | 2920843     | Venture Behavioral Health    | 13          | Calhoun     | DAB        |              | 200305                  | 0.534500         |
| DD         | 2920843     | Venture Behavioral Health    | 80          | Van Buren   | DAB        |              | 200305                  | 0.691000         |
| DD         | 1707176     | Washtenaw CHO                | 46          | Lenawee     | DAB        |              | 200305                  | 1.402600         |
| DD         | 1707176     | Washtenaw CHO                | 47          | Livingston  | DAB        |              | 200305                  | 2.045200         |
| DD         | 1707176     | Washtenaw CHO                | 58          | Monroe      | DAB        |              | 200305                  | 1.808200         |
| DD         | 1707176     | Washtenaw CHO                | 81          | Washtenaw   | DAB        |              | 200305                  | 1.414300         |
|            |             |                              |             |             |            |              |                         |                  |
|            |             |                              |             |             |            |              |                         |                  |

MA Capitation Intensity Factors

3-Dec-2003 00:47

2003-10

Statewide Base Rate X Intensity Factor = Local Capitation Rate

| Population | Provider ID | Provider                     | County Code | County Name | Code Group | Code Group 2 | Effective Payment Month | Intensity Factor |
|------------|-------------|------------------------------|-------------|-------------|------------|--------------|-------------------------|------------------|
| SA         | 1705322     | Access Alliance of Michigan  | 06          | Arenac      | DAB        |              | 200210                  | 0.607100         |
| SA         | 1705322     | Access Alliance of Michigan  | 06          | Arenac      | TANF       |              | 200210                  | 0.918600         |
| SA         | 1705322     | Access Alliance of Michigan  | 09          | Bay         | DAB        |              | 200210                  | 1.524600         |
| SA         | 1705322     | Access Alliance of Michigan  | 09          | Bay         | TANF       |              | 200210                  | 0.944400         |
| SA         | 1705322     | Access Alliance of Michigan  | 32          | Huron       | DAB        |              | 200210                  | 0.632900         |
| SA         | 1705322     | Access Alliance of Michigan  | 32          | Huron       | TANF       |              | 200210                  | 0.852600         |
| SA         | 1705322     | Access Alliance of Michigan  | 59          | Montcalm    | DAB        |              | 200210                  | 0.780100         |
| SA         | 1705322     | Access Alliance of Michigan  | 59          | Montcalm    | TANF       |              | 200210                  | 1.182500         |
| SA         | 1705322     | Access Alliance of Michigan  | 78          | Shiawassee  | DAB        |              | 200210                  | 0.671200         |
| SA         | 1705322     | Access Alliance of Michigan  | 78          | Shiawassee  | TANF       |              | 200210                  | 0.843700         |
| SA         | 1705322     | Access Alliance of Michigan  | 79          | Tuscola     | DAB        |              | 200210                  | 0.632900         |
| SA         | 1705322     | Access Alliance of Michigan  | 79          | Tuscola     | TANF       |              | 200210                  | 0.852600         |
| SA         | 4344340     | CMH for Central Michigan CMH | 18          | Clare       | DAB        |              | 200210                  | 0.607100         |
| SA         | 4344340     | CMH for Central Michigan CMH | 18          | Clare       | TANF       |              | 200210                  | 0.918600         |
| SA         | 4344340     | CMH for Central Michigan CMH | 26          | Gladwin     | DAB        |              | 200210                  | 0.607100         |
| SA         | 4344340     | CMH for Central Michigan CMH | 26          | Gladwin     | TANF       |              | 200210                  | 0.918600         |
| SA         | 4344340     | CMH for Central Michigan CMH | 37          | Isabella    | DAB        |              | 200210                  | 0.607100         |
| SA         | 4344340     | CMH for Central Michigan CMH | 37          | Isabella    | TANF       |              | 200210                  | 0.918600         |
| SA         | 4344340     | CMH for Central Michigan CMH | 54          | Mecosta     | DAB        |              | 200210                  | 0.607100         |
| SA         | 4344340     | CMH for Central Michigan CMH | 54          | Mecosta     | TANF       |              | 200210                  | 0.918600         |
| SA         | 4344340     | CMH for Central Michigan CMH | 56          | Midland     | DAB        |              | 200210                  | 0.607100         |
| SA         | 4344340     | CMH for Central Michigan CMH | 56          | Midland     | TANF       |              | 200210                  | 0.918600         |
| SA         | 4344340     | CMH for Central Michigan CMH | 67          | Osceola     | DAB        |              | 200210                  | 0.607100         |
| SA         | 4344340     | CMH for Central Michigan CMH | 67          | Osceola     | TANF       |              | 200210                  | 0.918600         |
| SA         | 3119549     | Detroit-Wayne County CMHSP   | 82          | Wayne       | DAB        |              | 200210                  | 1.304900         |
| SA         | 3119549     | Detroit-Wayne County CMHSP   | 82          | Wayne       | TANF       |              | 200210                  | 0.947300         |
| SA         | 1705233     | Genesee County CMHSP         | 25          | Genesee     | DAB        |              | 200210                  | 0.969200         |
| SA         | 1705233     | Genesee County CMHSP         | 25          | Genesee     | TANF       |              | 200210                  | 0.895600         |
| SA         | 1712229     | Jackson-Hillsdale CMHA       | 30          | Hillsdale   | DAB        |              | 200210                  | 0.671200         |
| SA         | 1712229     | Jackson-Hillsdale CMHA       | 30          | Hillsdale   | TANF       |              | 200210                  | 0.843700         |
| SA         | 1712229     | Jackson-Hillsdale CMHA       | 38          | Jackson     | DAB        |              | 200210                  | 0.671200         |
| SA         | 1712229     | Jackson-Hillsdale CMHA       | 38          | Jackson     | TANF       |              | 200210                  | 0.843700         |

MA Capitation Intensity Factors

3-Dec-2003 00:47

2003-10

Statewide Base Rate X Intensity Factor = Local Capitation Rate

| Population | Provider ID | Provider                       | County Code | County Name | Code Group | Code Group 2 | Effective Payment Month | Intensity Factor |
|------------|-------------|--------------------------------|-------------|-------------|------------|--------------|-------------------------|------------------|
| SA         | 3402136     | Kalamazoo County CMHSP         | 03          | Allegan     | DAB        |              | 200210                  | 0.763600         |
| SA         | 3402136     | Kalamazoo County CMHSP         | 03          | Allegan     | TANF       |              | 200210                  | 0.908100         |
| SA         | 3402136     | Kalamazoo County CMHSP         | 14          | Cass        | DAB        |              | 200210                  | 0.763600         |
| SA         | 3402136     | Kalamazoo County CMHSP         | 14          | Cass        | TANF       |              | 200210                  | 0.908100         |
| SA         | 3402136     | Kalamazoo County CMHSP         | 39          | Kalamazoo   | DAB        |              | 200210                  | 0.795300         |
| SA         | 3402136     | Kalamazoo County CMHSP         | 39          | Kalamazoo   | TANF       |              | 200210                  | 1.386400         |
| SA         | 3402136     | Kalamazoo County CMHSP         | 75          | St. Joseph  | DAB        |              | 200210                  | 0.795300         |
| SA         | 3402136     | Kalamazoo County CMHSP         | 75          | St. Joseph  | TANF       |              | 200210                  | 1.386400         |
| SA         | 1705430     | Kent County CMHSP              | 41          | Kent        | DAB        |              | 200210                  | 0.780100         |
| SA         | 1705430     | Kent County CMHSP              | 41          | Kent        | TANF       |              | 200210                  | 1.182500         |
| SA         | 1712452     | Lakeshore Affiliation          | 61          | Muskegon    | DAB        |              | 200210                  | 0.763600         |
| SA         | 1712452     | Lakeshore Affiliation          | 61          | Muskegon    | TANF       |              | 200210                  | 0.908100         |
| SA         | 1712452     | Lakeshore Affiliation          | 70          | Ottawa      | DAB        |              | 200210                  | 0.763600         |
| SA         | 1712452     | Lakeshore Affiliation          | 70          | Ottawa      | TANF       |              | 200210                  | 0.908100         |
| SA         | 3396315     | Macomb County CMHSP            | 50          | Macomb      | DAB        |              | 200210                  | 1.008900         |
| SA         | 3396315     | Macomb County CMHSP            | 50          | Macomb      | TANF       |              | 200210                  | 1.440600         |
| SA         | 1708001     | Mid-Michigan CMHSP Affiliation | 10          | Benzie      | DAB        |              | 200210                  | 0.607100         |
| SA         | 1708001     | Mid-Michigan CMHSP Affiliation | 10          | Benzie      | TANF       |              | 200210                  | 0.918600         |
| SA         | 1708001     | Mid-Michigan CMHSP Affiliation | 19          | Clinton     | DAB        |              | 200210                  | 0.671200         |
| SA         | 1708001     | Mid-Michigan CMHSP Affiliation | 19          | Clinton     | TANF       |              | 200210                  | 0.843700         |
| SA         | 1708001     | Mid-Michigan CMHSP Affiliation | 23          | Eaton       | DAB        |              | 200210                  | 0.671200         |
| SA         | 1708001     | Mid-Michigan CMHSP Affiliation | 23          | Eaton       | TANF       |              | 200210                  | 0.843700         |
| SA         | 1708001     | Mid-Michigan CMHSP Affiliation | 29          | Gratiot     | DAB        |              | 200210                  | 0.671200         |
| SA         | 1708001     | Mid-Michigan CMHSP Affiliation | 29          | Gratiot     | TANF       |              | 200210                  | 0.843700         |
| SA         | 1708001     | Mid-Michigan CMHSP Affiliation | 33          | Ingham      | DAB        |              | 200210                  | 0.671200         |
| SA         | 1708001     | Mid-Michigan CMHSP Affiliation | 33          | Ingham      | TANF       |              | 200210                  | 0.843700         |
| SA         | 1708001     | Mid-Michigan CMHSP Affiliation | 34          | Ionia       | DAB        |              | 200210                  | 0.780100         |
| SA         | 1708001     | Mid-Michigan CMHSP Affiliation | 34          | Ionia       | TANF       |              | 200210                  | 1.182500         |
| SA         | 1708001     | Mid-Michigan CMHSP Affiliation | 51          | Manistee    | DAB        |              | 200210                  | 0.607100         |
| SA         | 1708001     | Mid-Michigan CMHSP Affiliation | 51          | Manistee    | TANF       |              | 200210                  | 0.918600         |
| SA         | 1708001     | Mid-Michigan CMHSP Affiliation | 62          | Newaygo     | DAB        |              | 200210                  | 0.780100         |
| SA         | 1708001     | Mid-Michigan CMHSP Affiliation | 62          | Newaygo     | TANF       |              | 200210                  | 1.182500         |

MA Capitation Intensity Factors

3-Dec-2003 00:47

2003-10

Statewide Base Rate X Intensity Factor = Local Capitation Rate

| Population | Provider ID | Provider              | County Code | County Name    | Code Group | Code Group 2 | Effective Payment Month | Intensity Factor |
|------------|-------------|-----------------------|-------------|----------------|------------|--------------|-------------------------|------------------|
| SA         | 4476125     | Northern Affiliation  | 01          | Alcona         | DAB        |              | 200210                  | 0.607100         |
| SA         | 4476125     | Northern Affiliation  | 01          | Alcona         | TANF       |              | 200210                  | 0.918600         |
| SA         | 4476125     | Northern Affiliation  | 04          | Alpena         | DAB        |              | 200210                  | 0.607100         |
| SA         | 4476125     | Northern Affiliation  | 04          | Alpena         | TANF       |              | 200210                  | 0.918600         |
| SA         | 4476125     | Northern Affiliation  | 05          | Antrim         | DAB        |              | 200210                  | 0.607100         |
| SA         | 4476125     | Northern Affiliation  | 05          | Antrim         | TANF       |              | 200210                  | 0.918600         |
| SA         | 4476125     | Northern Affiliation  | 15          | Charlevoix     | DAB        |              | 200210                  | 0.607100         |
| SA         | 4476125     | Northern Affiliation  | 15          | Charlevoix     | TANF       |              | 200210                  | 0.918600         |
| SA         | 4476125     | Northern Affiliation  | 16          | Cheboygan      | DAB        |              | 200210                  | 0.607100         |
| SA         | 4476125     | Northern Affiliation  | 16          | Cheboygan      | TANF       |              | 200210                  | 0.918600         |
| SA         | 4476125     | Northern Affiliation  | 24          | Emmet          | DAB        |              | 200210                  | 0.607100         |
| SA         | 4476125     | Northern Affiliation  | 24          | Emmet          | TANF       |              | 200210                  | 0.918600         |
| SA         | 4476125     | Northern Affiliation  | 35          | Iosco          | DAB        |              | 200210                  | 0.607100         |
| SA         | 4476125     | Northern Affiliation  | 35          | Iosco          | TANF       |              | 200210                  | 0.918600         |
| SA         | 4476125     | Northern Affiliation  | 40          | Kalkaska       | DAB        |              | 200210                  | 0.607100         |
| SA         | 4476125     | Northern Affiliation  | 40          | Kalkaska       | TANF       |              | 200210                  | 0.918600         |
| SA         | 4476125     | Northern Affiliation  | 60          | Montmorency    | DAB        |              | 200210                  | 0.607100         |
| SA         | 4476125     | Northern Affiliation  | 60          | Montmorency    | TANF       |              | 200210                  | 0.918600         |
| SA         | 4476125     | Northern Affiliation  | 65          | Ogemaw         | DAB        |              | 200210                  | 0.607100         |
| SA         | 4476125     | Northern Affiliation  | 65          | Ogemaw         | TANF       |              | 200210                  | 0.918600         |
| SA         | 4476125     | Northern Affiliation  | 68          | Oscoda         | DAB        |              | 200210                  | 0.607100         |
| SA         | 4476125     | Northern Affiliation  | 68          | Oscoda         | TANF       |              | 200210                  | 0.918600         |
| SA         | 4476125     | Northern Affiliation  | 69          | Otsego         | DAB        |              | 200210                  | 0.607100         |
| SA         | 4476125     | Northern Affiliation  | 69          | Otsego         | TANF       |              | 200210                  | 0.918600         |
| SA         | 4476125     | Northern Affiliation  | 71          | Presque Isle   | DAB        |              | 200210                  | 0.607100         |
| SA         | 4476125     | Northern Affiliation  | 71          | Presque Isle   | TANF       |              | 200210                  | 0.918600         |
| SA         | 1707158     | Northwest Affiliation | 20          | Crawford       | DAB        |              | 200210                  | 0.607100         |
| SA         | 1707158     | Northwest Affiliation | 20          | Crawford       | TANF       |              | 200210                  | 0.918600         |
| SA         | 1707158     | Northwest Affiliation | 28          | Grand Traverse | DAB        |              | 200210                  | 0.607100         |
| SA         | 1707158     | Northwest Affiliation | 28          | Grand Traverse | TANF       |              | 200210                  | 0.918600         |
| SA         | 1707158     | Northwest Affiliation | 43          | Lake           | DAB        |              | 200210                  | 0.607100         |
| SA         | 1707158     | Northwest Affiliation | 43          | Lake           | TANF       |              | 200210                  | 0.918600         |

MA Capitation Intensity Factors

3-Dec-2003 00:47

2003-10

Statewide Base Rate X Intensity Factor = Local Capitation Rate

| Population | Provider ID | Provider              | County Code | County Name | Code Group | Code Group 2 | Effective Payment Month | Intensity Factor |
|------------|-------------|-----------------------|-------------|-------------|------------|--------------|-------------------------|------------------|
| SA         | 1707158     | Northwest Affiliation | 45          | Leelanau    | DAB        |              | 200210                  | 0.607100         |
| SA         | 1707158     | Northwest Affiliation | 45          | Leelanau    | TANF       |              | 200210                  | 0.918600         |
| SA         | 1707158     | Northwest Affiliation | 53          | Mason       | DAB        |              | 200210                  | 0.607100         |
| SA         | 1707158     | Northwest Affiliation | 53          | Mason       | TANF       |              | 200210                  | 0.918600         |
| SA         | 1707158     | Northwest Affiliation | 57          | Missaukee   | DAB        |              | 200210                  | 0.607100         |
| SA         | 1707158     | Northwest Affiliation | 57          | Missaukee   | TANF       |              | 200210                  | 0.918600         |
| SA         | 1707158     | Northwest Affiliation | 64          | Oceana      | DAB        |              | 200210                  | 0.607100         |
| SA         | 1707158     | Northwest Affiliation | 64          | Oceana      | TANF       |              | 200210                  | 0.918600         |
| SA         | 1707158     | Northwest Affiliation | 72          | Roscommon   | DAB        |              | 200210                  | 0.607100         |
| SA         | 1707158     | Northwest Affiliation | 72          | Roscommon   | TANF       |              | 200210                  | 0.918600         |
| SA         | 1707158     | Northwest Affiliation | 83          | Wexford     | DAB        |              | 200210                  | 0.607100         |
| SA         | 1707158     | Northwest Affiliation | 83          | Wexford     | TANF       |              | 200210                  | 0.918600         |
| SA         | 1705289     | Oakland County CMHA   | 63          | Oakland     | DAB        |              | 200210                  | 0.995500         |
| SA         | 1705289     | Oakland County CMHA   | 63          | Oakland     | TANF       |              | 200210                  | 1.335900         |
| SA         | 1724945     | Pathways CMHA         | 02          | Alger       | DAB        |              | 200210                  | 0.618600         |
| SA         | 1724945     | Pathways CMHA         | 02          | Alger       | TANF       |              | 200210                  | 1.018600         |
| SA         | 1724945     | Pathways CMHA         | 07          | Baraga      | DAB        |              | 200210                  | 0.800800         |
| SA         | 1724945     | Pathways CMHA         | 07          | Baraga      | TANF       |              | 200210                  | 1.707500         |
| SA         | 1724945     | Pathways CMHA         | 17          | Chippewa    | DAB        |              | 200210                  | 0.618600         |
| SA         | 1724945     | Pathways CMHA         | 17          | Chippewa    | TANF       |              | 200210                  | 1.018600         |
| SA         | 1724945     | Pathways CMHA         | 21          | Delta       | DAB        |              | 200210                  | 0.618600         |
| SA         | 1724945     | Pathways CMHA         | 21          | Delta       | TANF       |              | 200210                  | 1.018600         |
| SA         | 1724945     | Pathways CMHA         | 22          | Dickinson   | DAB        |              | 200210                  | 0.800800         |
| SA         | 1724945     | Pathways CMHA         | 22          | Dickinson   | TANF       |              | 200210                  | 1.707500         |
| SA         | 1724945     | Pathways CMHA         | 27          | Gogebic     | DAB        |              | 200210                  | 0.800800         |
| SA         | 1724945     | Pathways CMHA         | 27          | Gogebic     | TANF       |              | 200210                  | 1.707500         |
| SA         | 1724945     | Pathways CMHA         | 31          | Houghton    | DAB        |              | 200210                  | 0.800800         |
| SA         | 1724945     | Pathways CMHA         | 31          | Houghton    | TANF       |              | 200210                  | 1.707500         |
| SA         | 1724945     | Pathways CMHA         | 36          | Iron        | DAB        |              | 200210                  | 0.800800         |
| SA         | 1724945     | Pathways CMHA         | 36          | Iron        | TANF       |              | 200210                  | 1.707500         |
| SA         | 1724945     | Pathways CMHA         | 42          | Keweenaw    | DAB        |              | 200210                  | 0.800800         |
| SA         | 1724945     | Pathways CMHA         | 42          | Keweenaw    | TANF       |              | 200210                  | 1.707500         |
| SA         | 1724945     | Pathways CMHA         | 48          | Luce        | DAB        |              | 200210                  | 0.618600         |
| SA         | 1724945     | Pathways CMHA         | 48          | Luce        | TANF       |              | 200210                  | 1.018600         |
| SA         | 1724945     | Pathways CMHA         | 49          | Mackinac    | DAB        |              | 200210                  | 0.618600         |
| SA         | 1724945     | Pathways CMHA         | 49          | Mackinac    | TANF       |              | 200210                  | 1.018600         |
| SA         | 1724945     | Pathways CMHA         | 52          | Marquette   | DAB        |              | 200210                  | 0.618600         |

MA Capitation Intensity Factors

3-Dec-2003 00:47

2003-10

Statewide Base Rate X Intensity Factor = Local Capitation Rate

| Population | Provider ID | Provider                     | County Code | County Name | Code Group | Code Group 2 | Effective Payment Month | Intensity Factor |
|------------|-------------|------------------------------|-------------|-------------|------------|--------------|-------------------------|------------------|
| SA         | 1724945     | Pathways CMHA                | 52          | Marquette   | TANF       |              | 200210                  | 1.018600         |
| SA         | 1724945     | Pathways CMHA                | 55          | Menominee   | DAB        |              | 200210                  | 0.618600         |
| SA         | 1724945     | Pathways CMHA                | 55          | Menominee   | TANF       |              | 200210                  | 1.018600         |
| SA         | 1724945     | Pathways CMHA                | 66          | Ontonagon   | DAB        |              | 200210                  | 0.800800         |
| SA         | 1724945     | Pathways CMHA                | 66          | Ontonagon   | TANF       |              | 200210                  | 1.707500         |
| SA         | 1724945     | Pathways CMHA                | 77          | Schoolcraft | DAB        |              | 200210                  | 0.618600         |
| SA         | 1724945     | Pathways CMHA                | 77          | Schoolcraft | TANF       |              | 200210                  | 1.018600         |
| SA         | 1712541     | Saginaw County CMHA          | 73          | Saginaw     | DAB        |              | 200210                  | 1.524600         |
| SA         | 1712541     | Saginaw County CMHA          | 73          | Saginaw     | TANF       |              | 200210                  | 0.944400         |
| SA         | 1708164     | Thumb Mental Health Alliance | 44          | Lapeer      | DAB        |              | 200210                  | 0.632900         |
| SA         | 1708164     | Thumb Mental Health Alliance | 44          | Lapeer      | TANF       |              | 200210                  | 0.852600         |
| SA         | 1708164     | Thumb Mental Health Alliance | 74          | St. Clair   | DAB        |              | 200210                  | 0.632900         |
| SA         | 1708164     | Thumb Mental Health Alliance | 74          | St. Clair   | TANF       |              | 200210                  | 0.852600         |
| SA         | 1708164     | Thumb Mental Health Alliance | 76          | Sanilac     | DAB        |              | 200210                  | 0.632900         |
| SA         | 1708164     | Thumb Mental Health Alliance | 76          | Sanilac     | TANF       |              | 200210                  | 0.852600         |
| SA         | 2920843     | Venture Behavioral Health    | 08          | Barry       | DAB        |              | 200210                  | 0.795300         |
| SA         | 2920843     | Venture Behavioral Health    | 08          | Barry       | TANF       |              | 200210                  | 1.386400         |
| SA         | 2920843     | Venture Behavioral Health    | 11          | Berrien     | DAB        |              | 200210                  | 0.763600         |
| SA         | 2920843     | Venture Behavioral Health    | 11          | Berrien     | TANF       |              | 200210                  | 0.908100         |
| SA         | 2920843     | Venture Behavioral Health    | 12          | Branch      | DAB        |              | 200210                  | 0.795300         |
| SA         | 2920843     | Venture Behavioral Health    | 12          | Branch      | TANF       |              | 200210                  | 1.386400         |
| SA         | 2920843     | Venture Behavioral Health    | 13          | Calhoun     | DAB        |              | 200210                  | 0.671200         |
| SA         | 2920843     | Venture Behavioral Health    | 13          | Calhoun     | TANF       |              | 200210                  | 0.843700         |
| SA         | 2920843     | Venture Behavioral Health    | 80          | Van Buren   | DAB        |              | 200210                  | 0.763600         |
| SA         | 2920843     | Venture Behavioral Health    | 80          | Van Buren   | TANF       |              | 200210                  | 0.908100         |
| SA         | 1707176     | Washtenaw CHO                | 46          | Lenawee     | DAB        |              | 200210                  | 0.671200         |
| SA         | 1707176     | Washtenaw CHO                | 46          | Lenawee     | TANF       |              | 200210                  | 0.843700         |
| SA         | 1707176     | Washtenaw CHO                | 47          | Livingston  | DAB        |              | 200210                  | 0.991300         |
| SA         | 1707176     | Washtenaw CHO                | 47          | Livingston  | TANF       |              | 200210                  | 0.938500         |
| SA         | 1707176     | Washtenaw CHO                | 58          | Monroe      | DAB        |              | 200210                  | 1.132300         |
| SA         | 1707176     | Washtenaw CHO                | 58          | Monroe      | TANF       |              | 200210                  | 0.851000         |
| SA         | 1707176     | Washtenaw CHO                | 81          | Washtenaw   | DAB        |              | 200210                  | 0.991300         |
| SA         | 1707176     | Washtenaw CHO                | 81          | Washtenaw   | TANF       |              | 200210                  | 0.938500         |



# Michigan Medicaid - Trends

## Mental Health and Substance Abuse Capitation Trends

**October 2003**

Summary of the Michigan Medicaid capitation data. Including breakdown of covered lives and revenue by agency providing services and by county.

*This supplemental section is based on the cummulative values as of the date shown above. This includes the initial values reported and all subsequent adjustments associated with each month. This data in this supplement will be updated as additional data becomes available.*

*Retroactively eligible clients are paid for through an adjustment in the capitation rate paid for current eligibles. Therefore, while additional enrollees are expected for this month, the revenue figures will not change.*

*This data does not include any gross adjustments made to the revenue stream. Only revenues paid out through the captiation system are shown.*

**MA Trends - Population and Revenue - Summary**

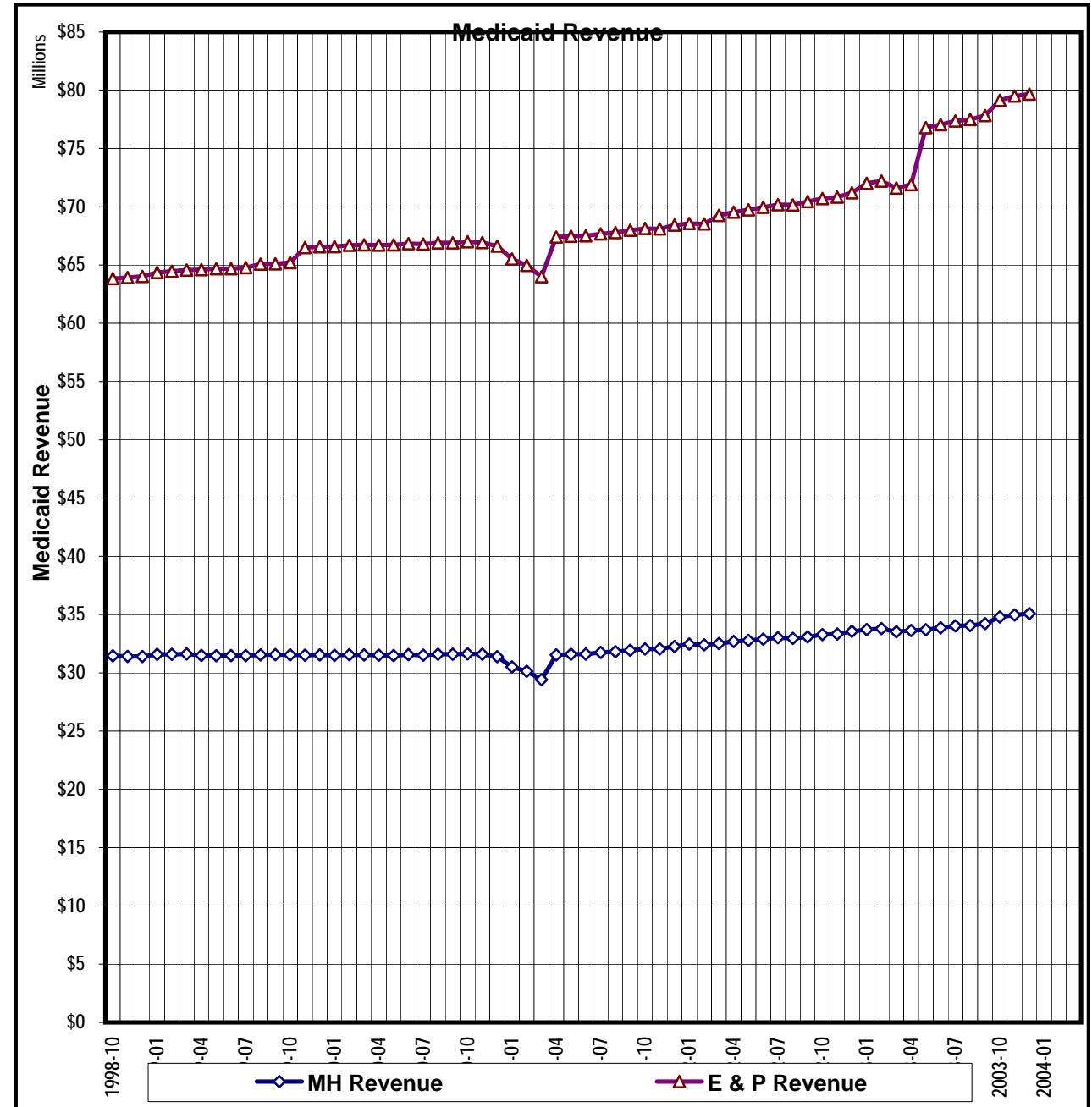
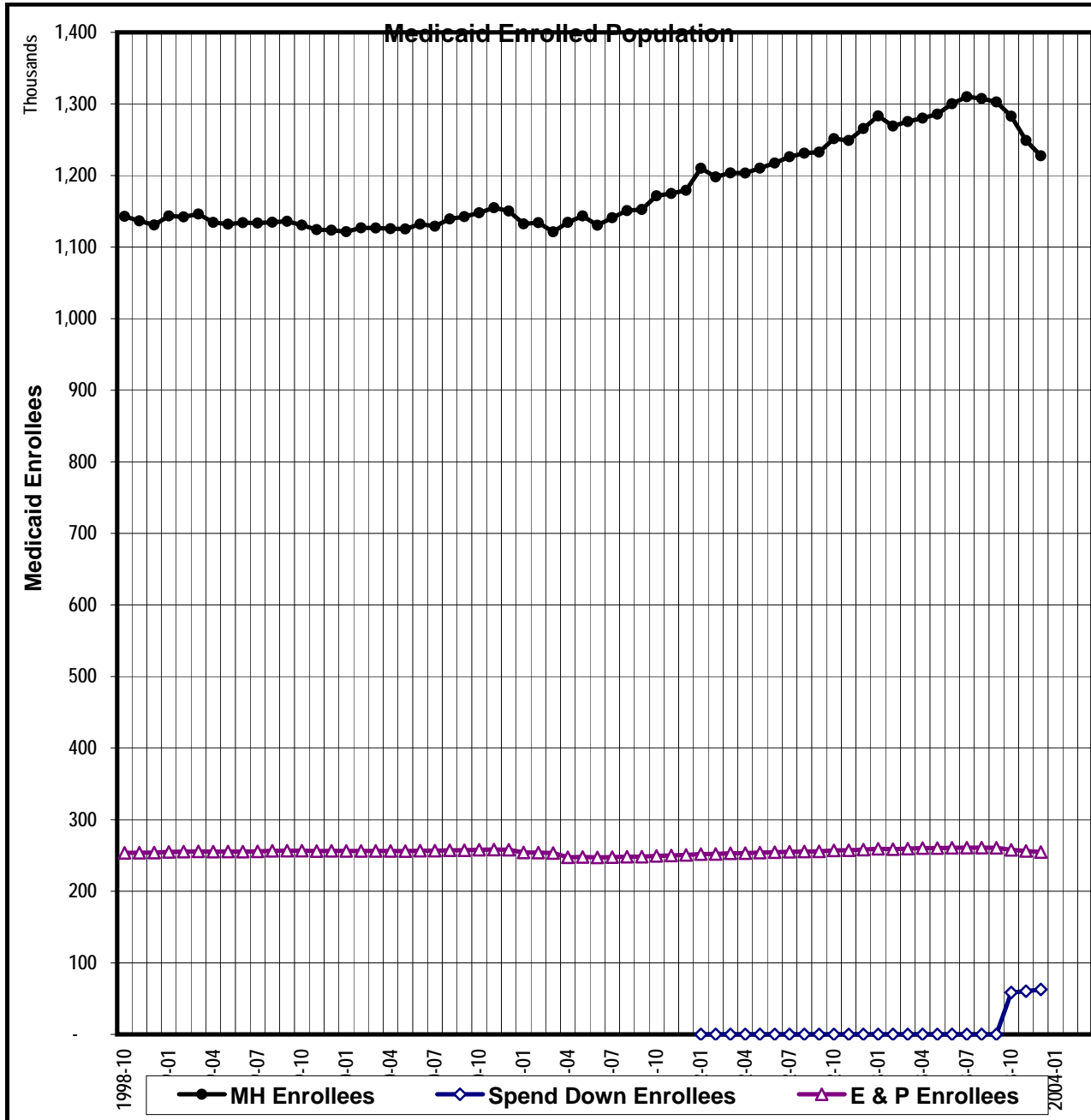
**2003-10**

Note: Population trends for the most recent 3-4 months will always show an apparent decline due to retroactive eligibility.

| Month      | MH Enrollees | E & P Enrollees | Spend Down Enrollees | MH Revenue      | E & P Revenue   | SA Revenue     |
|------------|--------------|-----------------|----------------------|-----------------|-----------------|----------------|
| 13 1999-10 | 1,130,764    | 256,728         | -                    | \$31,537,588.59 | \$65,211,136.15 | \$1,982,224.75 |
| 14 1999-11 | 1,124,408    | 256,150         | -                    | \$31,511,845.88 | \$66,502,524.66 | \$1,974,052.88 |
| 15 1999-12 | 1,123,511    | 256,473         | -                    | \$31,535,241.41 | \$66,570,164.36 | \$1,974,779.67 |
| 16 2000-01 | 1,121,452    | 256,261         | -                    | \$31,505,700.31 | \$66,575,875.45 | \$1,971,584.30 |
| 17 2000-02 | 1,126,901    | 256,304         | -                    | \$31,555,923.74 | \$66,691,219.33 | \$1,979,177.19 |
| 18 2000-03 | 1,126,615    | 256,378         | -                    | \$31,544,592.69 | \$66,733,995.00 | \$1,977,426.56 |
| 19 2000-04 | 1,125,727    | 256,323         | -                    | \$31,513,201.12 | \$66,712,535.89 | \$1,975,328.08 |
| 20 2000-05 | 1,125,395    | 256,185         | -                    | \$31,488,133.46 | \$66,730,037.66 | \$1,971,428.01 |
| 21 2000-06 | 1,131,977    | 256,641         | -                    | \$31,561,559.54 | \$66,834,057.55 | \$1,979,395.50 |
| 22 2000-07 | 1,129,199    | 256,609         | -                    | \$31,512,885.31 | \$66,803,599.61 | \$1,975,806.28 |
| 23 2000-08 | 1,139,348    | 257,165         | -                    | \$31,601,746.88 | \$66,905,273.37 | \$1,985,148.02 |
| 24 2000-09 | 1,142,525    | 257,193         | -                    | \$31,600,134.13 | \$66,904,455.94 | \$1,986,310.59 |
| 25 2000-10 | 1,147,903    | 257,987         | -                    | \$31,637,578.60 | \$67,001,675.51 | \$1,988,692.71 |
| 26 2000-11 | 1,154,950    | 258,263         | -                    | \$31,601,515.33 | \$66,924,681.55 | \$1,986,184.25 |
| 27 2000-12 | 1,150,354    | 258,099         | -                    | \$31,393,323.02 | \$66,626,336.85 | \$1,965,555.44 |
| 28 2001-01 | 1,132,481    | 254,233         | -                    | \$30,512,040.54 | \$65,526,061.78 | \$1,852,003.44 |
| 29 2001-02 | 1,134,042    | 253,983         | -                    | \$30,136,135.04 | \$64,970,766.47 | \$1,824,858.41 |
| 30 2001-03 | 1,121,267    | 253,355         | -                    | \$29,409,309.03 | \$64,001,782.94 | \$1,764,148.69 |
| 31 2001-04 | 1,134,595    | 247,407         | -                    | \$31,546,095.97 | \$67,403,470.22 | \$2,072,320.80 |
| 32 2001-05 | 1,143,560    | 247,799         | -                    | \$31,602,622.16 | \$67,470,254.17 | \$2,079,017.52 |
| 33 2001-06 | 1,130,469    | 247,319         | -                    | \$31,615,494.53 | \$67,505,463.39 | \$2,088,231.55 |
| 34 2001-07 | 1,141,090    | 247,652         | -                    | \$31,753,265.63 | \$67,677,165.35 | \$2,104,405.70 |
| 35 2001-08 | 1,150,912    | 248,283         | -                    | \$31,816,006.50 | \$67,790,790.51 | \$2,112,778.20 |
| 36 2001-09 | 1,152,593    | 248,335         | -                    | \$31,935,411.62 | \$67,981,733.85 | \$2,126,153.45 |
| 37 2001-10 | 1,171,691    | 249,366         | -                    | \$32,048,533.56 | \$68,135,931.71 | \$2,138,969.97 |
| 38 2001-11 | 1,174,879    | 249,946         | -                    | \$32,053,740.12 | \$68,100,979.95 | \$2,140,372.98 |
| 39 2001-12 | 1,179,346    | 250,770         | -                    | \$32,264,480.03 | \$68,423,354.36 | \$2,158,325.97 |
| 40 2002-01 | 1,210,180    | 251,996         | -                    | \$32,472,190.96 | \$68,563,179.75 | \$2,183,056.97 |
| 41 2002-02 | 1,198,086    | 252,085         | -                    | \$32,396,231.95 | \$68,534,566.57 | \$2,176,455.80 |
| 42 2002-03 | 1,203,553    | 252,973         | -                    | \$32,520,468.30 | \$69,262,287.04 | \$2,188,020.20 |

| Month      | MH Enrollees | E & P Enrollees | Spend Down Enrollees | MH Revenue       | E & P Revenue   | SA Revenue     |
|------------|--------------|-----------------|----------------------|------------------|-----------------|----------------|
| 43 2002-04 | 1,203,425    | 253,272         | -                    | \$ 32,696,603.84 | \$69,545,377.10 | \$2,203,269.83 |
| 44 2002-05 | 1,210,301    | 253,939         | -                    | 32,789,188       | \$69,741,540.55 | \$2,210,462.43 |
| 45 2002-06 | 1,217,299    | 254,632         | -                    | 32,885,436       | \$69,960,427.05 | \$2,215,763.42 |
| 46 2002-07 | 1,226,138    | 255,151         | -                    | 33,019,359       | \$70,187,221.30 | \$2,226,860.20 |
| 47 2002-08 | 1,231,087    | 255,513         | -                    | 32,955,808       | \$70,153,853.44 | \$2,222,439.20 |
| 48 2002-09 | 1,232,711    | 255,808         | -                    | 33,088,182       | \$70,446,289.18 | \$2,231,448.40 |
| 49 2002-10 | 1,251,477    | 257,089         | -                    | 33,281,226       | \$70,710,473.49 | \$2,250,331.67 |
| 50 2002-11 | 1,248,902    | 257,351         | -                    | 33,330,892       | \$70,833,434.21 | \$2,253,553.83 |
| 51 2002-12 | 1,265,684    | 258,253         | -                    | 33,558,732       | \$71,203,845.72 | \$2,276,176.72 |
| 52 2003-01 | 1,283,255    | 259,321         | -                    | 33,710,726       | \$72,021,049.51 | \$2,293,515.45 |
| 53 2003-02 | 1,269,067    | 258,753         | -                    | 33,794,813       | \$72,209,080.19 | \$2,303,416.87 |
| 54 2003-03 | 1,275,357    | 259,584         | -                    | 33,529,461       | \$71,614,529.21 | \$2,309,682.42 |
| 55 2003-04 | 1,280,103    | 260,247         | -                    | 33,627,848       | \$71,903,841.05 | \$2,311,296.35 |
| 56 2003-05 | 1,285,740    | 260,410         | -                    | 33,707,248       | \$76,797,987.94 | \$2,316,404.69 |
| 57 2003-06 | 1,300,353    | 260,736         | -                    | 33,867,408       | \$77,056,527.69 | \$2,332,878.10 |
| 58 2003-07 | 1,310,083    | 260,984         | -                    | 34,035,775       | \$77,367,111.79 | \$2,351,463.54 |
| 59 2003-08 | 1,307,469    | 260,952         | -                    | 34,062,881       | \$77,491,247.80 | \$2,355,412.10 |
| 60 2003-09 | 1,302,810    | 260,611         | -                    | 34,228,968       | \$77,835,308.28 | \$2,371,279.58 |
| 61 2003-10 | 1,282,777    | 257,895         | 58,501               | 34,799,364       | \$79,130,704.99 | \$2,371,184.25 |
| 62 2003-11 | 1,248,886    | 256,396         | 60,274               | 34,973,729       | \$79,498,222.94 | \$2,385,242.13 |
| 63 2003-12 | 1,227,453    | 254,807         | 62,776               | 35,082,767       | \$79,663,331.30 | \$2,397,358.37 |
| 64 2004-01 |              |                 |                      |                  |                 |                |
| 65 2004-02 |              |                 |                      |                  |                 |                |
| 66 2004-03 |              |                 |                      |                  |                 |                |
| 67 2004-04 |              |                 |                      |                  |                 |                |
| 68 2004-05 |              |                 |                      |                  |                 |                |
| 69 2004-06 |              |                 |                      |                  |                 |                |
| 70 2004-07 |              |                 |                      |                  |                 |                |
| 71 2004-08 |              |                 |                      |                  |                 |                |
| 72 2004-09 |              |                 |                      |                  |                 |                |

2003-10



MA Trends - Population - Program Code

3-Dec-2003 00:47

2003-10

MA Capitation DMB Report: 71a2 - Pop - Program Code by PaymentMonth

|       |         | Program Code |       |         |         |     |       |         |        |         |     |        |        |   |
|-------|---------|--------------|-------|---------|---------|-----|-------|---------|--------|---------|-----|--------|--------|---|
| Month | A       | B            | C     | E       | I       | J   | L     | M       | N      | O       | P   | Q      | R      |   |
| 1     | 1998-10 | 22,070       | 1,730 | 302,130 | 192,228 | 250 | 470   | 230,969 | 62,048 | 226,898 | 301 | 61,309 | 42,620 | 4 |
| 2     | 1998-11 | 22,046       | 1,731 | 291,371 | 193,275 | 242 | 478   | 234,932 | 62,222 | 227,291 | 295 | 60,521 | 42,213 | 4 |
| 3     | 1998-12 | 21,858       | 1,713 | 281,357 | 192,186 | 269 | 495   | 237,474 | 62,723 | 228,452 | 311 | 61,729 | 42,394 | 2 |
| 4     | 1999-01 | 21,849       | 1,704 | 283,705 | 192,447 | 308 | 525   | 245,178 | 63,630 | 228,683 | 305 | 62,577 | 42,587 | 2 |
| 5     | 1999-02 | 21,853       | 1,724 | 277,887 | 193,736 | 315 | 538   | 250,903 | 63,418 | 227,544 | 282 | 61,589 | 42,387 | 1 |
| 6     | 1999-03 | 21,751       | 1,721 | 274,974 | 193,700 | 296 | 563   | 258,791 | 63,755 | 226,246 | 274 | 61,937 | 42,193 | 1 |
| 7     | 1999-04 | 21,686       | 1,711 | 262,041 | 193,781 | 268 | 592   | 262,749 | 63,485 | 224,607 | 267 | 61,595 | 41,632 | 1 |
| 8     | 1999-05 | 21,654       | 1,711 | 256,582 | 194,235 | 276 | 592   | 267,836 | 63,298 | 222,748 | 266 | 61,247 | 41,537 |   |
| 9     | 1999-06 | 21,604       | 1,715 | 250,283 | 194,230 | 285 | 658   | 273,758 | 63,544 | 224,961 | 269 | 61,158 | 41,576 |   |
| 10    | 1999-07 | 21,534       | 1,703 | 243,349 | 193,857 | 350 | 766   | 278,542 | 64,020 | 225,549 | 282 | 61,933 | 41,750 |   |
| 11    | 1999-08 | 21,629       | 1,702 | 240,962 | 194,660 | 378 | 856   | 283,174 | 64,181 | 223,506 | 274 | 61,795 | 41,599 |   |
| 12    | 1999-09 | 21,581       | 1,697 | 237,417 | 194,257 | 387 | 996   | 287,546 | 64,651 | 223,247 | 271 | 62,366 | 41,707 |   |
| 13    | 1999-10 | 21,601       | 1,697 | 228,785 | 193,963 | 356 | 1,015 | 289,193 | 65,028 | 224,443 | 259 | 62,765 | 41,658 | 1 |
| 14    | 1999-11 | 21,516       | 1,689 | 223,728 | 193,336 | 308 | 1,047 | 290,225 | 64,742 | 223,229 | 251 | 62,814 | 41,522 | 1 |
| 15    | 1999-12 | 21,297       | 1,662 | 221,625 | 191,587 | 319 | 1,083 | 290,749 | 64,898 | 223,338 | 270 | 64,886 | 41,796 | 1 |
| 16    | 2000-01 | 21,199       | 1,662 | 215,275 | 191,041 | 293 | 1,080 | 292,688 | 65,225 | 225,619 | 278 | 65,224 | 41,867 | 1 |
| 17    | 2000-02 | 21,103       | 1,658 | 215,446 | 191,330 | 274 | 1,096 | 296,367 | 65,243 | 227,183 | 283 | 64,978 | 41,939 | 1 |
| 18    | 2000-03 | 20,944       | 1,650 | 209,885 | 190,861 | 249 | 1,006 | 298,902 | 65,017 | 230,101 | 273 | 65,521 | 42,205 | 1 |
| 19    | 2000-04 | 20,861       | 1,646 | 206,889 | 190,966 | 232 | 979   | 300,749 | 64,783 | 230,802 | 259 | 65,363 | 42,197 | 1 |
| 20    | 2000-05 | 20,957       | 1,641 | 201,321 | 191,688 | 232 | 947   | 303,623 | 64,633 | 233,149 | 265 | 64,505 | 42,433 | 1 |
| 21    | 2000-06 | 20,889       | 1,638 | 197,494 | 191,207 | 261 | 959   | 307,255 | 65,092 | 238,619 | 269 | 65,444 | 42,849 | 1 |
| 22    | 2000-07 | 20,850       | 1,633 | 192,224 | 191,563 | 273 | 933   | 308,728 | 65,094 | 239,673 | 266 | 65,057 | 42,904 | 1 |
| 23    | 2000-08 | 20,831       | 1,626 | 191,758 | 191,670 | 293 | 941   | 316,187 | 65,501 | 241,484 | 274 | 65,508 | 43,274 | 1 |
| 24    | 2000-09 | 20,743       | 1,612 | 188,922 | 190,618 | 290 | 1,010 | 321,451 | 65,709 | 241,749 | 291 | 66,590 | 43,540 |   |
| 25    | 2000-10 | 20,770       | 1,621 | 188,358 | 191,455 | 305 | 985   | 327,583 | 65,735 | 240,690 | 280 | 66,548 | 43,573 |   |
| 26    | 2000-11 | 20,699       | 1,622 | 187,469 | 191,134 | 317 | 916   | 334,947 | 65,826 | 240,981 | 271 | 67,144 | 43,623 | 1 |
| 27    | 2000-12 | 20,664       | 1,608 | 184,535 | 190,916 | 265 | 864   | 338,431 | 65,469 | 236,648 | 268 | 67,202 | 43,484 |   |
| 28    | 2001-01 | 20,648       | 1,602 | 190,786 | 190,779 | 300 | 753   | 350,025 | 64,595 | 208,328 | 238 | 63,476 | 40,951 |   |
| 29    | 2001-02 | 20,852       | 1,615 | 190,526 | 192,479 | 275 | 709   | 353,163 | 63,891 | 207,698 | 236 | 61,532 | 41,064 | 2 |
| 30    | 2001-03 | 20,755       | 1,597 | 185,156 | 192,020 | 256 | 590   | 352,167 | 63,216 | 202,493 | 242 | 61,366 | 41,409 |   |

MA Trends - Population - Program Code

3-Dec-2003 00:47

2003-10

MA Capitation DMB Report: 71a2 - Pop - Program Code by PaymentMonth

|       |         | Program Code |       |         |         |     |     |         |        |         |     |        |        |
|-------|---------|--------------|-------|---------|---------|-----|-----|---------|--------|---------|-----|--------|--------|
| Month | A       | B            | C     | E       | I       | J   | L   | M       | N      | O       | P   | Q      | R      |
| 31    | 2001-04 | 20,723       | 1,598 | 193,992 | 192,810 | 87  | 121 | 360,805 | 56,562 | 211,195 | 226 | 54,637 | 41,839 |
| 32    | 2001-05 | 20,602       | 1,579 | 192,843 | 192,158 | 92  | 132 | 365,499 | 56,838 | 215,888 | 235 | 55,686 | 42,008 |
| 33    | 2001-06 | 20,501       | 1,581 | 182,587 | 191,843 | 89  | 125 | 364,293 | 56,421 | 215,224 | 228 | 55,529 | 42,048 |
| 34    | 2001-07 | 20,416       | 1,576 | 184,312 | 192,435 | 86  | 126 | 369,112 | 55,981 | 219,569 | 243 | 55,278 | 41,956 |
| 35    | 2001-08 | 20,360       | 1,568 | 185,732 | 192,467 | 110 | 122 | 373,606 | 56,408 | 222,338 | 274 | 55,891 | 42,036 |
| 36    | 2001-09 | 20,371       | 1,574 | 187,060 | 193,547 | 106 | 124 | 373,803 | 55,688 | 223,195 | 285 | 54,904 | 41,936 |
| 37    | 2001-10 | 20,366       | 1,579 | 191,959 | 193,756 | 76  | 128 | 380,153 | 56,447 | 229,066 | 313 | 55,788 | 42,060 |
| 38    | 2001-11 | 20,336       | 1,571 | 191,842 | 193,249 | 73  | 119 | 380,770 | 56,683 | 230,736 | 342 | 56,982 | 42,176 |
| 39    | 2001-12 | 20,123       | 1,564 | 197,212 | 192,370 | 75  | 110 | 381,666 | 56,593 | 228,409 | 377 | 58,400 | 42,447 |
| 40    | 2002-01 | 20,268       | 1,570 | 207,364 | 193,044 | 64  | 109 | 392,876 | 57,255 | 235,262 | 396 | 58,952 | 43,020 |
| 41    | 2002-02 | 20,178       | 1,562 | 202,849 | 193,173 | 57  | 103 | 387,346 | 56,371 | 233,956 | 411 | 58,912 | 43,168 |
| 42    | 2002-03 | 20,042       | 1,554 | 202,397 | 193,076 | 46  | 84  | 388,265 | 56,527 | 237,633 | 429 | 59,897 | 43,603 |
| 43    | 2002-04 | 19,904       | 1,559 | 198,800 | 193,538 | 39  | 63  | 388,526 | 56,052 | 240,990 | 444 | 59,734 | 43,776 |
| 44    | 2002-05 | 19,830       | 1,552 | 194,585 | 193,049 | 42  | 50  | 391,962 | 56,228 | 247,677 | 479 | 60,890 | 43,957 |
| 45    | 2002-06 | 19,768       | 1,547 | 187,366 | 193,362 | 40  | 49  | 397,101 | 56,168 | 255,959 | 512 | 61,270 | 44,157 |
| 46    | 2002-07 | 19,725       | 1,546 | 181,786 | 193,789 | 42  | 32  | 402,927 | 56,090 | 264,099 | 530 | 61,362 | 44,210 |
| 47    | 2002-08 | 19,636       | 1,545 | 177,310 | 193,347 | 33  | 31  | 407,597 | 56,296 | 268,310 | 551 | 62,166 | 44,265 |
| 48    | 2002-09 | 19,599       | 1,560 | 176,582 | 194,118 | 24  | 28  | 409,983 | 55,869 | 268,332 | 556 | 61,690 | 44,370 |
| 49    | 2002-10 | 19,567       | 1,557 | 180,931 | 194,107 | 27  | 23  | 416,488 | 56,709 | 273,713 | 591 | 62,982 | 44,782 |
| 50    | 2002-11 | 19,590       | 1,556 | 179,584 | 194,226 | 27  | 24  | 415,470 | 56,735 | 273,079 | 622 | 63,125 | 44,864 |
| 51    | 2002-12 | 19,416       | 1,528 | 186,689 | 193,100 | 29  | 23  | 421,102 | 57,083 | 275,849 | 662 | 65,153 | 45,050 |
| 52    | 2003-01 | 19,312       | 1,531 | 193,237 | 192,951 | 27  | 22  | 427,058 | 57,550 | 278,927 | 678 | 66,370 | 45,592 |
| 53    | 2003-02 | 19,462       | 1,547 | 191,530 | 194,987 | 25  | 21  | 422,082 | 55,860 | 273,579 | 672 | 63,766 | 45,536 |
| 54    | 2003-03 | 19,381       | 1,534 | 194,280 | 195,256 | 26  | 18  | 424,986 | 56,059 | 272,792 | 719 | 64,328 | 45,978 |
| 55    | 2003-04 | 19,336       | 1,532 | 194,460 | 195,399 | 19  | 20  | 420,805 | 55,752 | 281,045 | 731 | 64,848 | 46,156 |
| 56    | 2003-05 | 19,234       | 1,515 | 194,219 | 194,705 | 18  | 16  | 422,029 | 56,098 | 284,995 | 775 | 65,705 | 46,431 |
| 57    | 2003-06 | 19,164       | 1,509 | 197,123 | 194,948 | 21  | 17  | 427,640 | 56,440 | 290,184 | 776 | 65,788 | 46,743 |
| 58    | 2003-07 | 19,085       | 1,502 | 199,467 | 195,407 | 18  | 17  | 430,829 | 56,247 | 294,313 | 802 | 65,577 | 46,819 |
| 59    | 2003-08 | 19,076       | 1,504 | 199,289 | 195,390 | 18  | 7   | 427,401 | 56,500 | 295,074 | 817 | 65,562 | 46,831 |
| 60    | 2003-09 | 19,036       | 1,509 | 200,741 | 195,656 | 20  | 5   | 421,039 | 56,150 | 295,819 | 830 | 64,955 | 47,050 |

MA Trends - Population - Program Code

2003-10

MA Capitation DMB Report: 71a2 - Pop - Program Code by PaymentMonth

|       |         | Program Code |       |         |         |    |   |         |        |         |     |        |        |
|-------|---------|--------------|-------|---------|---------|----|---|---------|--------|---------|-----|--------|--------|
| Month | A       | B            | C     | E       | I       | J  | L | M       | N      | O       | P   | Q      | R      |
| 61    | 2003-10 | 18,989       | 1,502 | 198,217 | 195,554 | 18 | 8 | 411,742 | 55,436 | 291,571 | 836 | 62,341 | 46,563 |
| 62    | 2003-11 | 18,982       | 1,494 | 193,538 | 195,927 | 15 | 5 | 395,123 | 53,316 | 283,541 | 812 | 60,469 | 45,664 |
| 63    | 2003-12 | 18,666       | 1,466 | 193,043 | 193,563 | 14 | 5 | 383,163 | 53,115 | 277,743 | 822 | 61,244 | 44,609 |
| 64    | 2004-01 |              |       |         |         |    |   |         |        |         |     |        |        |
| 65    | 2004-02 |              |       |         |         |    |   |         |        |         |     |        |        |
| 66    | 2004-03 |              |       |         |         |    |   |         |        |         |     |        |        |
| 67    | 2004-04 |              |       |         |         |    |   |         |        |         |     |        |        |
| 68    | 2004-05 |              |       |         |         |    |   |         |        |         |     |        |        |
| 69    | 2004-06 |              |       |         |         |    |   |         |        |         |     |        |        |
| 70    | 2004-07 |              |       |         |         |    |   |         |        |         |     |        |        |
| 71    | 2004-08 |              |       |         |         |    |   |         |        |         |     |        |        |
| 72    | 2004-09 |              |       |         |         |    |   |         |        |         |     |        |        |
| 73    | 2004-10 |              |       |         |         |    |   |         |        |         |     |        |        |
| 74    | 2004-11 |              |       |         |         |    |   |         |        |         |     |        |        |
| 75    | 2004-12 |              |       |         |         |    |   |         |        |         |     |        |        |
| 76    | 2005-01 |              |       |         |         |    |   |         |        |         |     |        |        |
| 77    | 2005-02 |              |       |         |         |    |   |         |        |         |     |        |        |
| 78    | 2005-03 |              |       |         |         |    |   |         |        |         |     |        |        |
| 79    | 2005-04 |              |       |         |         |    |   |         |        |         |     |        |        |
| 80    | 2005-05 |              |       |         |         |    |   |         |        |         |     |        |        |
| 81    | 2005-06 |              |       |         |         |    |   |         |        |         |     |        |        |
| 82    | 2005-07 |              |       |         |         |    |   |         |        |         |     |        |        |
| 83    | 2005-08 |              |       |         |         |    |   |         |        |         |     |        |        |
| 84    | 2005-09 |              |       |         |         |    |   |         |        |         |     |        |        |

MA Trends - Revenue - Program Code

3-Dec-2003 00:47

2003-10

MA Capitation DMB Report: 72a2 - Rev - Program Code by PaymentMonth

| Program Code (Combined MH and DD Revenue) |         |            |            |              |               |          |          |              |            |              |           |               |              |       |
|---|---------|------------|------------|--------------|---------------|----------|----------|--------------|------------|--------------|-----------|---------------|--------------|-------|
| Month                                     | A       | B          | C          | E            | I             | J        | L        | M            | N          | O            | P         | Q             | R            |       |
| 1   | 1998-10 | \$ 341,589 | \$ 170,454 | \$ 1,678,825 | \$ 62,970,184 | \$ 1,476 | \$ 3,059 | \$ 1,236,864 | \$ 941,433 | \$ 1,458,066 | \$ 31,085 | \$ 24,401,893 | \$ 2,059,181 | \$ 22 |
| 2   | 1998-11 | \$ 341,220 | \$ 170,414 | \$ 1,617,106 | \$ 63,304,999 | \$ 1,469 | \$ 3,067 | \$ 1,256,736 | \$ 943,873 | \$ 1,456,847 | \$ 30,435 | \$ 24,176,195 | \$ 2,036,728 | \$ 22 |
| 3   | 1998-12 | \$ 338,152 | \$ 169,325 | \$ 1,562,245 | \$ 62,852,466 | \$ 1,659 | \$ 3,149 | \$ 1,268,807 | \$ 951,474 | \$ 1,465,617 | \$ 31,889 | \$ 24,734,267 | \$ 2,042,111 | \$ 11 |
| 4   | 1999-01 | \$ 337,921 | \$ 168,222 | \$ 1,577,822 | \$ 62,942,982 | \$ 1,898 | \$ 3,344 | \$ 1,310,332 | \$ 965,134 | \$ 1,469,038 | \$ 31,137 | \$ 25,078,166 | \$ 2,056,416 | \$ 11 |
| 5   | 1999-02 | \$ 337,903 | \$ 169,902 | \$ 1,544,439 | \$ 63,432,514 | \$ 1,937 | \$ 3,440 | \$ 1,341,066 | \$ 961,358 | \$ 1,462,275 | \$ 29,259 | \$ 24,724,126 | \$ 2,045,441 | \$ 7  |
| 6   | 1999-03 | \$ 336,312 | \$ 169,500 | \$ 1,527,652 | \$ 63,437,679 | \$ 1,848 | \$ 3,568 | \$ 1,383,622 | \$ 966,378 | \$ 1,456,764 | \$ 28,635 | \$ 24,854,114 | \$ 2,033,239 | \$ 7  |
| 7   | 1999-04 | \$ 335,399 | \$ 168,424 | \$ 1,453,327 | \$ 63,562,994 | \$ 1,686 | \$ 3,719 | \$ 1,402,147 | \$ 962,878 | \$ 1,441,217 | \$ 27,745 | \$ 24,740,891 | \$ 1,998,881 | \$ 7  |
| 8   | 1999-05 | \$ 334,993 | \$ 168,579 | \$ 1,420,719 | \$ 63,718,880 | \$ 1,707 | \$ 3,736 | \$ 1,428,769 | \$ 959,930 | \$ 1,431,105 | \$ 27,565 | \$ 24,667,511 | \$ 1,992,513 |       |
| 9   | 1999-06 | \$ 334,139 | \$ 169,360 | \$ 1,383,853 | \$ 63,785,623 | \$ 1,758 | \$ 4,198 | \$ 1,458,918 | \$ 963,821 | \$ 1,445,797 | \$ 28,226 | \$ 24,595,863 | \$ 1,993,473 |       |
| 10  | 1999-07 | \$ 332,537 | \$ 168,687 | \$ 1,344,145 | \$ 63,725,092 | \$ 2,223 | \$ 4,794 | \$ 1,481,970 | \$ 970,344 | \$ 1,448,569 | \$ 28,668 | \$ 24,755,188 | \$ 2,000,255 |       |
| 11  | 1999-08 | \$ 333,890 | \$ 168,487 | \$ 1,329,562 | \$ 64,028,176 | \$ 2,347 | \$ 5,403 | \$ 1,506,256 | \$ 972,380 | \$ 1,436,355 | \$ 28,022 | \$ 24,818,779 | \$ 1,990,963 |       |
| 12  | 1999-09 | \$ 333,006 | \$ 167,883 | \$ 1,307,676 | \$ 63,946,355 | \$ 2,424 | \$ 6,311 | \$ 1,529,247 | \$ 979,454 | \$ 1,436,158 | \$ 28,238 | \$ 24,933,493 | \$ 1,992,299 |       |
| 13  | 1999-10 | \$ 333,166 | \$ 168,034 | \$ 1,257,116 | \$ 63,953,087 | \$ 2,170 | \$ 6,497 | \$ 1,538,093 | \$ 985,376 | \$ 1,442,991 | \$ 26,983 | \$ 25,049,158 | \$ 1,986,050 | \$ 4  |
| 14  | 1999-11 | \$ 332,341 | \$ 167,321 | \$ 1,229,088 | \$ 64,852,089 | \$ 1,864 | \$ 6,763 | \$ 1,545,399 | \$ 983,095 | \$ 1,434,366 | \$ 25,770 | \$ 25,456,088 | \$ 1,980,182 | \$ 4  |
| 15  | 1999-12 | \$ 328,543 | \$ 164,774 | \$ 1,218,473 | \$ 64,229,125 | \$ 1,973 | \$ 6,986 | \$ 1,547,708 | \$ 985,931 | \$ 1,433,808 | \$ 27,335 | \$ 26,167,393 | \$ 1,993,351 | \$ 4  |
| 16  | 2000-01 | \$ 326,971 | \$ 164,351 | \$ 1,182,717 | \$ 64,037,604 | \$ 1,783 | \$ 6,967 | \$ 1,558,432 | \$ 990,285 | \$ 1,449,105 | \$ 27,796 | \$ 26,340,077 | \$ 1,995,484 | \$ 4  |
| 17  | 2000-02 | \$ 325,137 | \$ 163,352 | \$ 1,184,526 | \$ 64,228,421 | \$ 1,644 | \$ 7,056 | \$ 1,578,911 | \$ 990,556 | \$ 1,460,638 | \$ 28,105 | \$ 26,281,709 | \$ 1,997,082 | \$ 4  |
| 18  | 2000-03 | \$ 322,665 | \$ 163,104 | \$ 1,152,718 | \$ 64,133,077 | \$ 1,523 | \$ 6,513 | \$ 1,590,519 | \$ 986,578 | \$ 1,478,937 | \$ 26,925 | \$ 26,407,907 | \$ 2,008,118 | \$ 4  |
| 19  | 2000-04 | \$ 321,272 | \$ 163,445 | \$ 1,135,328 | \$ 64,182,689 | \$ 1,441 | \$ 6,401 | \$ 1,600,614 | \$ 982,666 | \$ 1,482,884 | \$ 25,793 | \$ 26,318,219 | \$ 2,004,982 | \$ 4  |
| 20  | 2000-05 | \$ 322,666 | \$ 162,945 | \$ 1,102,323 | \$ 64,428,937 | \$ 1,453 | \$ 6,177 | \$ 1,614,681 | \$ 980,033 | \$ 1,496,949 | \$ 25,592 | \$ 26,063,333 | \$ 2,013,077 | \$ 4  |
| 21  | 2000-06 | \$ 321,338 | \$ 162,779 | \$ 1,079,626 | \$ 64,306,569 | \$ 1,659 | \$ 6,246 | \$ 1,634,110 | \$ 986,761 | \$ 1,532,707 | \$ 26,559 | \$ 26,307,603 | \$ 2,029,658 | \$ 4  |
| 22  | 2000-07 | \$ 320,603 | \$ 161,952 | \$ 1,047,253 | \$ 64,396,264 | \$ 1,730 | \$ 6,099 | \$ 1,640,664 | \$ 986,569 | \$ 1,542,154 | \$ 26,486 | \$ 26,157,801 | \$ 2,028,904 | \$ 4  |
| 23  | 2000-08 | \$ 320,141 | \$ 160,712 | \$ 1,043,921 | \$ 64,417,781 | \$ 1,853 | \$ 6,122 | \$ 1,678,913 | \$ 992,428 | \$ 1,557,702 | \$ 27,715 | \$ 26,253,709 | \$ 2,046,018 | \$ 4  |
| 24  | 2000-09 | \$ 318,726 | \$ 159,125 | \$ 1,028,013 | \$ 64,018,026 | \$ 1,824 | \$ 6,549 | \$ 1,703,974 | \$ 995,144 | \$ 1,560,943 | \$ 29,312 | \$ 26,625,412 | \$ 2,057,542 |       |
| 25  | 2000-10 | \$ 318,821 | \$ 159,842 | \$ 1,024,346 | \$ 64,246,575 | \$ 1,918 | \$ 6,430 | \$ 1,726,964 | \$ 994,774 | \$ 1,556,397 | \$ 27,802 | \$ 26,516,957 | \$ 2,058,427 |       |
| 26  | 2000-11 | \$ 317,515 | \$ 159,640 | \$ 1,018,621 | \$ 64,143,163 | \$ 2,013 | \$ 5,938 | \$ 1,741,584 | \$ 994,264 | \$ 1,556,822 | \$ 27,070 | \$ 26,502,748 | \$ 2,056,810 | \$ 10 |
| 27  | 2000-12 | \$ 316,551 | \$ 157,407 | \$ 1,000,986 | \$ 63,798,180 | \$ 1,677 | \$ 5,580 | \$ 1,725,383 | \$ 985,991 | \$ 1,523,937 | \$ 27,048 | \$ 26,435,496 | \$ 2,041,423 |       |
| 28  | 2001-01 | \$ 315,809 | \$ 156,520 | \$ 1,032,847 | \$ 63,929,249 | \$ 1,881 | \$ 4,840 | \$ 1,742,425 | \$ 960,701 | \$ 1,262,226 | \$ 23,998 | \$ 24,711,406 | \$ 1,896,199 |       |
| 29  | 2001-02 | \$ 318,427 | \$ 157,328 | \$ 1,008,806 | \$ 64,236,521 | \$ 1,636 | \$ 4,452 | \$ 1,688,561 | \$ 934,118 | \$ 1,227,081 | \$ 23,365 | \$ 23,643,052 | \$ 1,863,553 | \$ 2  |
| 30  | 2001-03 | \$ 315,542 | \$ 155,407 | \$ 934,693   | \$ 63,772,104 | \$ 1,465 | \$ 3,512 | \$ 1,582,335 | \$ 900,138 | \$ 1,134,412 | \$ 23,138 | \$ 22,786,062 | \$ 1,802,283 |       |



MA Trends - Revenue - Program Code

3-Dec-2003 00:47

2003-10

MA Capitation DMB Report: 72a2 - Rev - Program Code by PaymentMonth

| Program Code (Combined MH and DD Revenue) |         |            |            |              |               |        |        |              |            |              |           |               |              |
|---|---------|------------|------------|--------------|---------------|--------|--------|--------------|------------|--------------|-----------|---------------|--------------|
| Month                                     | A       | B          | C          | E            | I             | J      | L      | M            | N          | O            | P         | Q             | R            |
| 31  | 2001-04 | \$ 361,082 | \$ 169,457 | \$ 1,079,991 | \$ 69,670,665 | \$ -   | \$ -   | \$ 1,848,867 | \$ 905,535 | \$ 1,318,174 | \$ 24,570 | \$ 21,608,017 | \$ 1,963,207 |
| 32  | 2001-05 | \$ 358,744 | \$ 167,364 | \$ 1,080,473 | \$ 69,411,001 | \$ -   | \$ -   | \$ 1,864,761 | \$ 914,451 | \$ 1,337,499 | \$ 25,349 | \$ 21,945,190 | \$ 1,968,044 |
| 33  | 2001-06 | \$ 357,038 | \$ 166,346 | \$ 1,039,707 | \$ 69,355,766 | \$ 477 | \$ 671 | \$ 1,867,890 | \$ 913,684 | \$ 1,386,550 | \$ 24,076 | \$ 22,034,702 | \$ 1,974,050 |
| 34  | 2001-07 | \$ 355,794 | \$ 166,999 | \$ 1,050,925 | \$ 69,512,521 | \$ 501 | \$ 726 | \$ 1,899,459 | \$ 909,490 | \$ 1,424,280 | \$ 23,609 | \$ 22,110,731 | \$ 1,975,397 |
| 35  | 2001-08 | \$ 354,836 | \$ 166,381 | \$ 1,051,476 | \$ 69,575,361 | \$ 592 | \$ 737 | \$ 1,908,695 | \$ 914,381 | \$ 1,448,140 | \$ 24,045 | \$ 22,195,395 | \$ 1,966,757 |
| 36  | 2001-09 | \$ 355,823 | \$ 166,619 | \$ 1,065,669 | \$ 69,954,798 | \$ 637 | \$ 775 | \$ 1,930,448 | \$ 907,408 | \$ 1,465,454 | \$ 23,872 | \$ 22,070,285 | \$ 1,975,358 |
| 37  | 2001-10 | \$ 355,502 | \$ 166,894 | \$ 1,091,140 | \$ 70,003,549 | \$ 494 | \$ 775 | \$ 1,943,484 | \$ 915,926 | \$ 1,492,969 | \$ 23,433 | \$ 22,215,710 | \$ 1,974,590 |
| 38  | 2001-11 | \$ 354,304 | \$ 165,262 | \$ 1,090,172 | \$ 69,817,751 | \$ 417 | \$ 818 | \$ 1,946,530 | \$ 917,425 | \$ 1,505,115 | \$ 24,803 | \$ 22,346,861 | \$ 1,985,264 |
| 39  | 2001-12 | \$ 350,856 | \$ 165,008 | \$ 1,136,828 | \$ 69,356,595 | \$ 526 | \$ 785 | \$ 1,966,048 | \$ 923,475 | \$ 1,509,463 | \$ 33,904 | \$ 23,231,764 | \$ 2,012,582 |
| 40  | 2002-01 | \$ 353,672 | \$ 166,136 | \$ 1,196,870 | \$ 69,700,260 | \$ 508 | \$ 743 | \$ 2,016,418 | \$ 927,398 | \$ 1,538,561 | \$ 35,705 | \$ 23,072,556 | \$ 2,026,543 |
| 41  | 2002-02 | \$ 352,004 | \$ 165,870 | \$ 1,180,595 | \$ 69,710,762 | \$ 400 | \$ 726 | \$ 1,990,145 | \$ 911,527 | \$ 1,537,701 | \$ 37,266 | \$ 23,002,722 | \$ 2,041,081 |
| 42  | 2002-03 | \$ 349,764 | \$ 164,912 | \$ 1,183,973 | \$ 70,071,543 | \$ 280 | \$ 589 | \$ 2,003,045 | \$ 914,698 | \$ 1,557,898 | \$ 37,464 | \$ 23,431,474 | \$ 2,067,115 |
| 43  | 2002-04 | \$ 347,786 | \$ 166,010 | \$ 1,170,715 | \$ 70,382,004 | \$ 248 | \$ 465 | \$ 2,027,124 | \$ 910,794 | \$ 1,590,598 | \$ 39,962 | \$ 23,507,392 | \$ 2,098,884 |
| 44  | 2002-05 | \$ 346,011 | \$ 165,147 | \$ 1,141,337 | \$ 70,199,186 | \$ 242 | \$ 363 | \$ 2,043,987 | \$ 912,361 | \$ 1,632,710 | \$ 43,238 | \$ 23,941,665 | \$ 2,104,483 |
| 45  | 2002-06 | \$ 344,985 | \$ 164,369 | \$ 1,090,545 | \$ 70,308,135 | \$ 235 | \$ 317 | \$ 2,064,978 | \$ 912,358 | \$ 1,683,331 | \$ 46,305 | \$ 24,115,107 | \$ 2,115,200 |
| 46  | 2002-07 | \$ 344,590 | \$ 163,411 | \$ 1,052,276 | \$ 70,311,844 | \$ 249 | \$ 219 | \$ 2,098,523 | \$ 912,289 | \$ 1,742,994 | \$ 49,629 | \$ 24,405,242 | \$ 2,125,316 |
| 47  | 2002-08 | \$ 342,818 | \$ 162,150 | \$ 1,010,223 | \$ 70,137,057 | \$ 176 | \$ 203 | \$ 2,100,876 | \$ 910,263 | \$ 1,765,028 | \$ 51,978 | \$ 24,518,023 | \$ 2,110,867 |
| 48  | 2002-09 | \$ 342,899 | \$ 164,357 | \$ 1,011,168 | \$ 70,523,084 | \$ 134 | \$ 179 | \$ 2,136,842 | \$ 906,909 | \$ 1,767,159 | \$ 53,007 | \$ 24,510,487 | \$ 2,118,245 |
| 49  | 2002-10 | \$ 341,998 | \$ 163,527 | \$ 1,037,369 | \$ 70,487,807 | \$ 150 | \$ 155 | \$ 2,171,137 | \$ 916,336 | \$ 1,795,493 | \$ 54,769 | \$ 24,888,822 | \$ 2,134,137 |
| 50  | 2002-11 | \$ 342,569 | \$ 162,933 | \$ 1,031,594 | \$ 70,611,258 | \$ 191 | \$ 165 | \$ 2,172,188 | \$ 917,437 | \$ 1,800,490 | \$ 59,183 | \$ 24,929,181 | \$ 2,137,137 |
| 51  | 2002-12 | \$ 339,200 | \$ 158,872 | \$ 1,079,012 | \$ 70,034,817 | \$ 212 | \$ 149 | \$ 2,201,583 | \$ 925,085 | \$ 1,822,048 | \$ 65,019 | \$ 25,980,203 | \$ 2,156,379 |
| 52  | 2003-01 | \$ 337,524 | \$ 157,717 | \$ 1,122,192 | \$ 70,458,772 | \$ 161 | \$ 150 | \$ 2,219,865 | \$ 928,946 | \$ 1,841,207 | \$ 68,921 | \$ 26,422,348 | \$ 2,173,974 |
| 53  | 2003-02 | \$ 341,392 | \$ 159,704 | \$ 1,131,662 | \$ 71,526,758 | \$ 162 | \$ 136 | \$ 2,222,235 | \$ 903,743 | \$ 1,838,083 | \$ 68,304 | \$ 25,624,988 | \$ 2,186,727 |
| 54  | 2003-03 | \$ 336,048 | \$ 157,309 | \$ 1,138,953 | \$ 70,807,237 | \$ 170 | \$ 113 | \$ 2,220,162 | \$ 894,295 | \$ 1,805,440 | \$ 70,332 | \$ 25,527,290 | \$ 2,186,642 |
| 55  | 2003-04 | \$ 335,506 | \$ 158,062 | \$ 1,135,606 | \$ 70,883,831 | \$ 113 | \$ 118 | \$ 2,184,589 | \$ 889,573 | \$ 1,848,904 | \$ 71,010 | \$ 25,815,394 | \$ 2,208,983 |
| 56  | 2003-05 | \$ 333,559 | \$ 156,311 | \$ 1,132,799 | \$ 74,143,836 | \$ 101 | \$ 100 | \$ 2,189,454 | \$ 897,063 | \$ 1,870,269 | \$ 75,231 | \$ 27,483,385 | \$ 2,223,127 |
| 57  | 2003-06 | \$ 332,203 | \$ 157,435 | \$ 1,145,669 | \$ 74,270,648 | \$ 87  | \$ 110 | \$ 2,217,355 | \$ 901,318 | \$ 1,903,162 | \$ 75,547 | \$ 27,677,747 | \$ 2,242,654 |
| 58  | 2003-07 | \$ 331,020 | \$ 157,099 | \$ 1,164,682 | \$ 74,534,190 | \$ 74  | \$ 110 | \$ 2,256,975 | \$ 899,079 | \$ 1,937,541 | \$ 78,194 | \$ 27,802,280 | \$ 2,241,643 |
| 59  | 2003-08 | \$ 331,556 | \$ 157,322 | \$ 1,154,659 | \$ 74,633,522 | \$ 99  | \$ 42  | \$ 2,254,694 | \$ 903,029 | \$ 1,947,175 | \$ 80,604 | \$ 27,854,362 | \$ 2,237,064 |
| 60  | 2003-09 | \$ 331,566 | \$ 156,625 | \$ 1,168,549 | \$ 74,884,003 | \$ 98  | \$ 26  | \$ 2,271,235 | \$ 903,755 | \$ 1,966,355 | \$ 84,733 | \$ 28,037,802 | \$ 2,259,528 |

MA Trends - Revenue - Program Code

2003-10

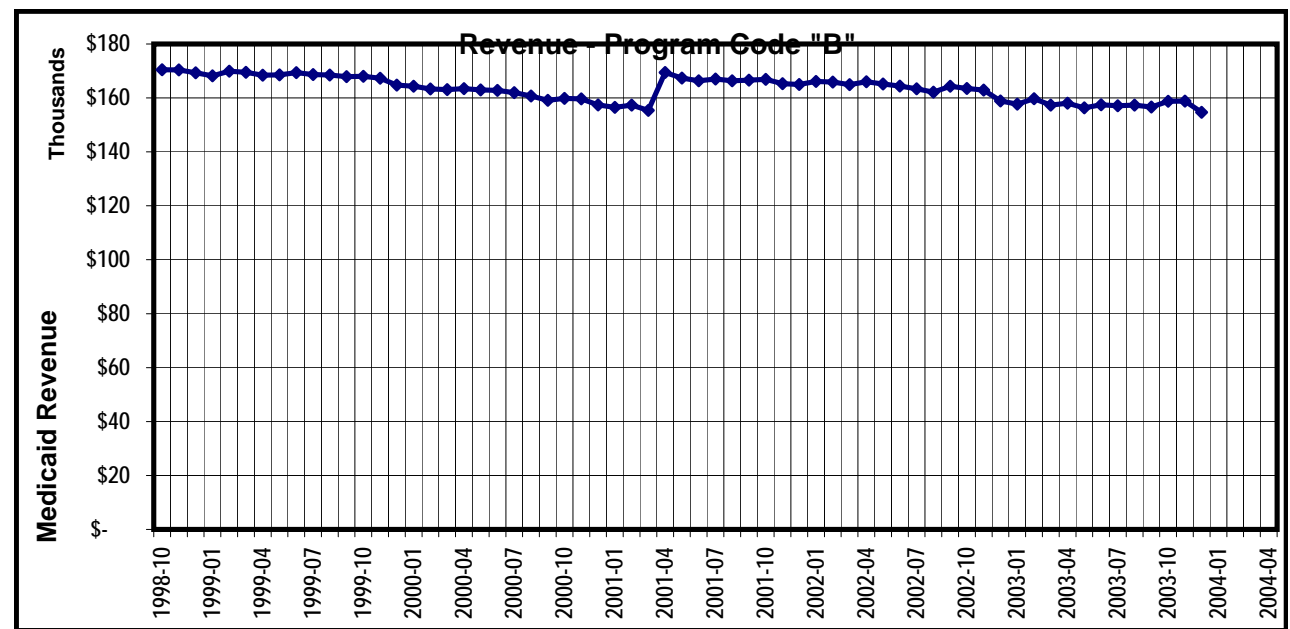
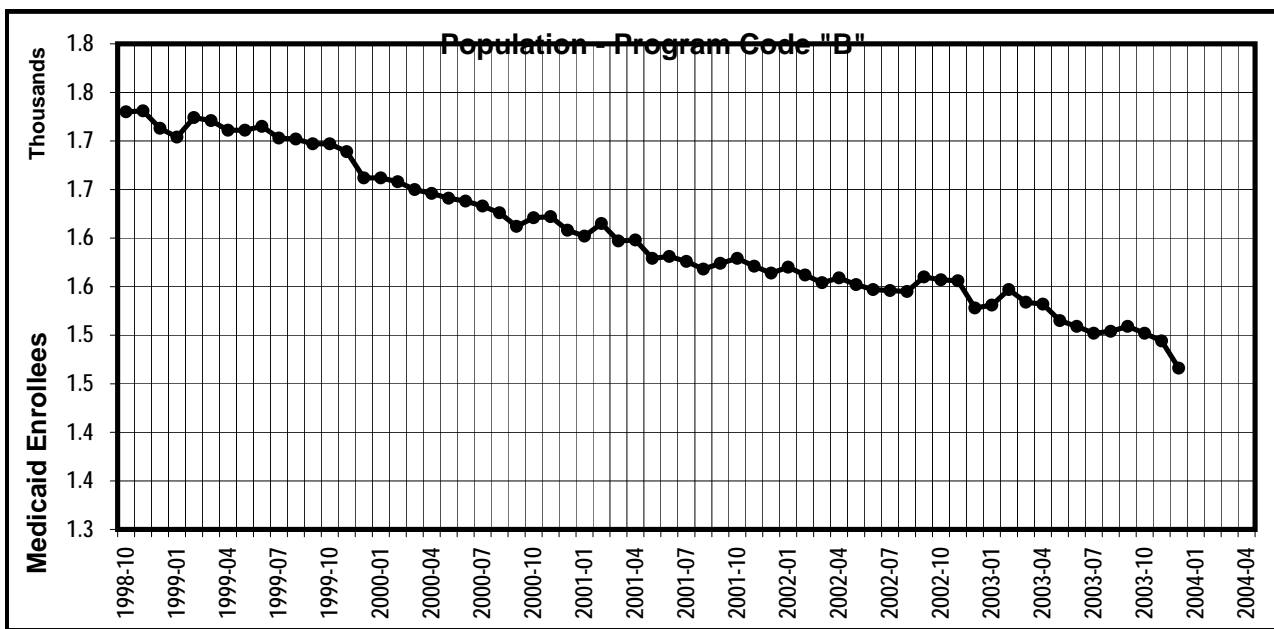
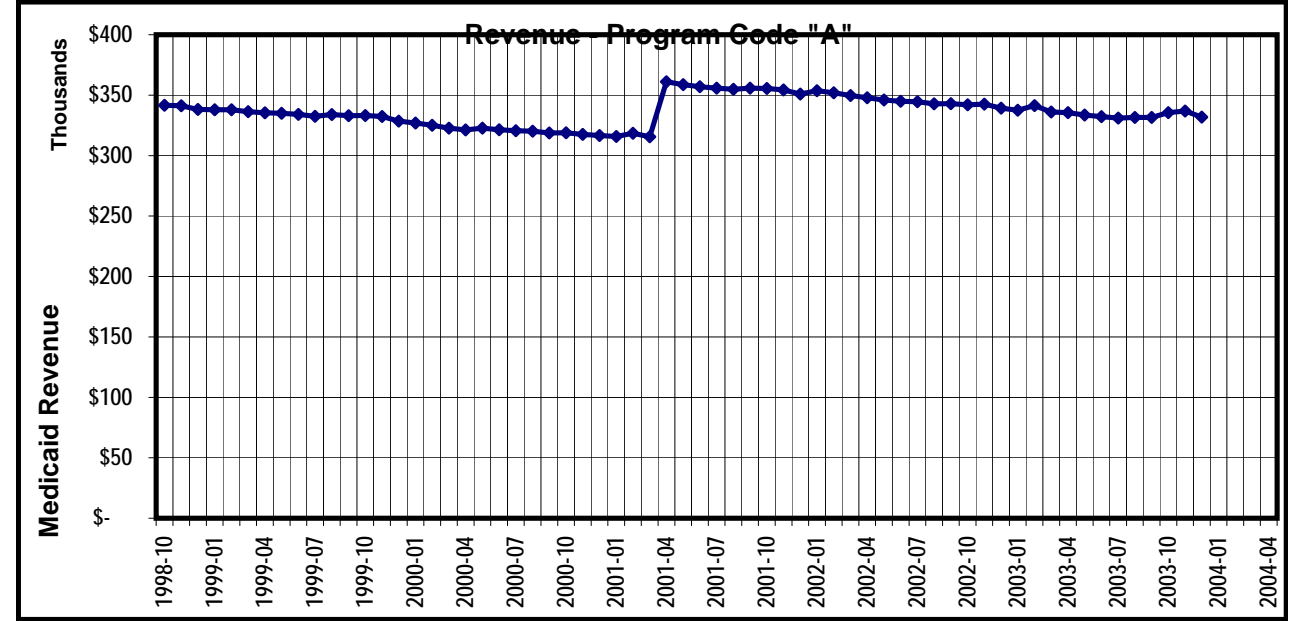
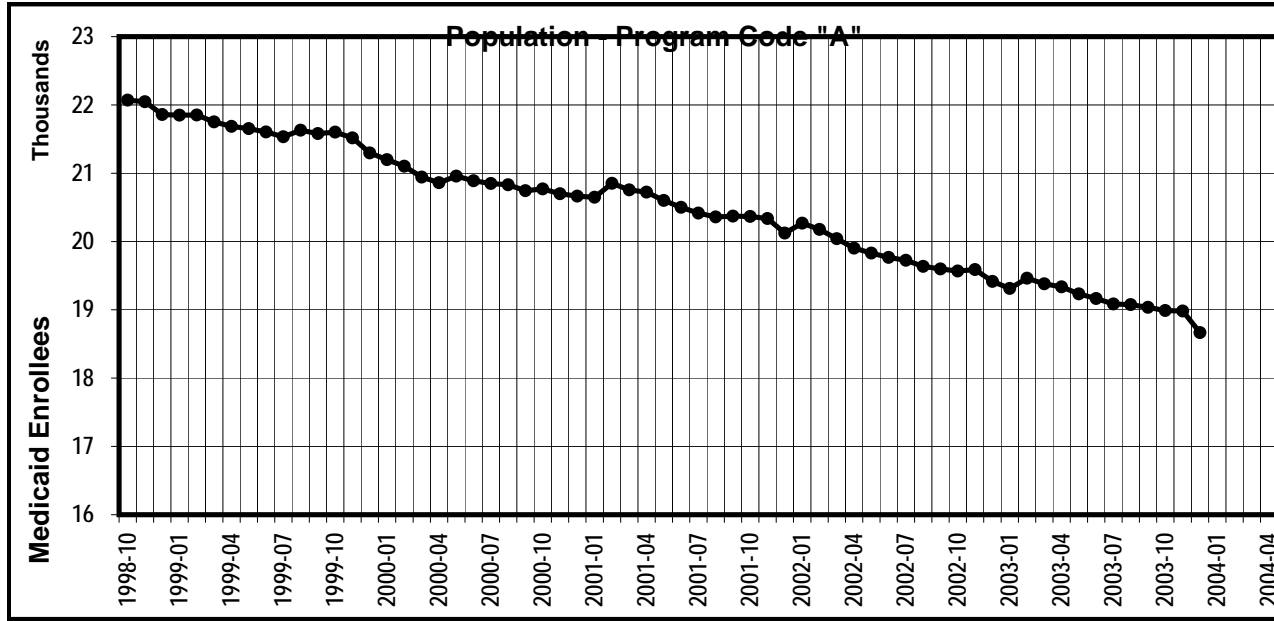
MA Capitation DMB Report: 72a2 - Rev - Program Code by PaymentMonth

| Program Code (Combined MH and DD Revenue) |            |            |              |               |        |       |              |            |              |           |               |              |   |
|---|------------|------------|--------------|---------------|--------|-------|--------------|------------|--------------|-----------|---------------|--------------|---|
| Month                                     | A          | B          | C            | E             | I      | J     | L            | M          | N            | O         | P             | Q            | R |
| 61 2003-10                                | \$ 335,544 | \$ 158,758 | \$ 1,180,931 | \$ 76,077,856 | \$ 97  | \$ 48 | \$ 2,305,754 | \$ 926,492 | \$ 2,007,211 | \$ 87,552 | \$ 28,565,527 | \$ 2,284,299 |   |
| 62 2003-11                                | \$ 336,803 | \$ 158,843 | \$ 1,190,889 | \$ 76,448,063 | \$ 101 | \$ 28 | \$ 2,321,145 | \$ 917,169 | \$ 2,022,833 | \$ 89,189 | \$ 28,679,789 | \$ 2,307,099 |   |
| 63 2003-12                                | \$ 331,858 | \$ 154,656 | \$ 1,222,526 | \$ 75,646,771 | \$ 93  | \$ 33 | \$ 2,328,731 | \$ 932,304 | \$ 2,044,228 | \$ 93,666 | \$ 29,684,501 | \$ 2,306,730 |   |
| 64 2004-01                                |            |            |              |               |        |       |              |            |              |           |               |              |   |
| 65 2004-02                                |            |            |              |               |        |       |              |            |              |           |               |              |   |
| 66 2004-03                                |            |            |              |               |        |       |              |            |              |           |               |              |   |
| 67 2004-04                                |            |            |              |               |        |       |              |            |              |           |               |              |   |
| 68 2004-05                                |            |            |              |               |        |       |              |            |              |           |               |              |   |
| 69 2004-06                                |            |            |              |               |        |       |              |            |              |           |               |              |   |
| 70 2004-07                                |            |            |              |               |        |       |              |            |              |           |               |              |   |
| 71 2004-08                                |            |            |              |               |        |       |              |            |              |           |               |              |   |
| 72 2004-09                                |            |            |              |               |        |       |              |            |              |           |               |              |   |
| 73 2004-10                                |            |            |              |               |        |       |              |            |              |           |               |              |   |
| 74 2004-11                                |            |            |              |               |        |       |              |            |              |           |               |              |   |
| 75 2004-12                                |            |            |              |               |        |       |              |            |              |           |               |              |   |
| 76 2005-01                                |            |            |              |               |        |       |              |            |              |           |               |              |   |
| 77 2005-02                                |            |            |              |               |        |       |              |            |              |           |               |              |   |
| 78 2005-03                                |            |            |              |               |        |       |              |            |              |           |               |              |   |
| 79 2005-04                                |            |            |              |               |        |       |              |            |              |           |               |              |   |
| 80 2005-05                                |            |            |              |               |        |       |              |            |              |           |               |              |   |
| 81 2005-06                                |            |            |              |               |        |       |              |            |              |           |               |              |   |
| 82 2005-07                                |            |            |              |               |        |       |              |            |              |           |               |              |   |
| 83 2005-08                                |            |            |              |               |        |       |              |            |              |           |               |              |   |
| 84 2005-09                                |            |            |              |               |        |       |              |            |              |           |               |              |   |

MA Trends - Populaton - Program Code Charts

Please note the variation in Y axis scale.

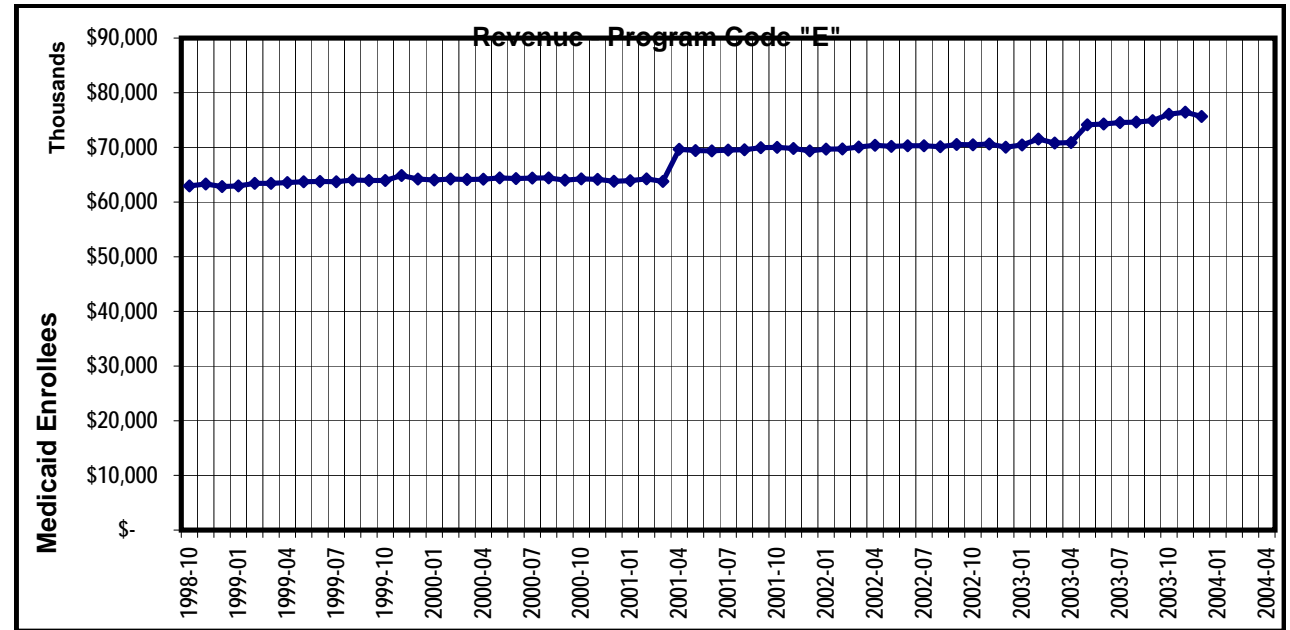
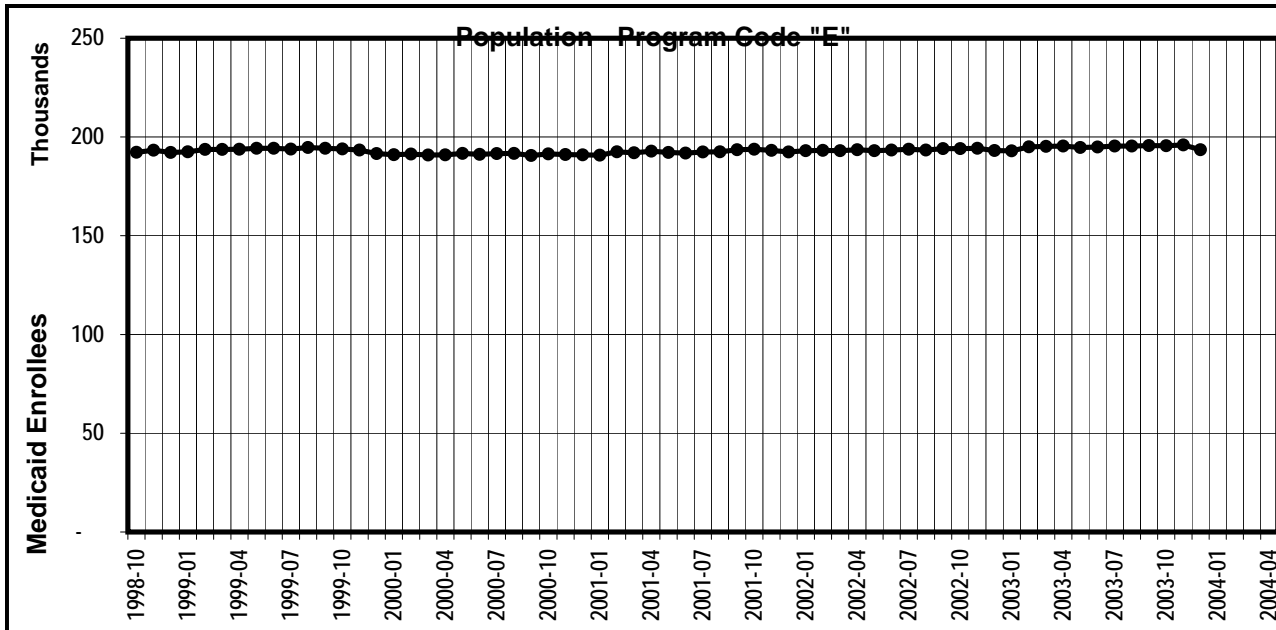
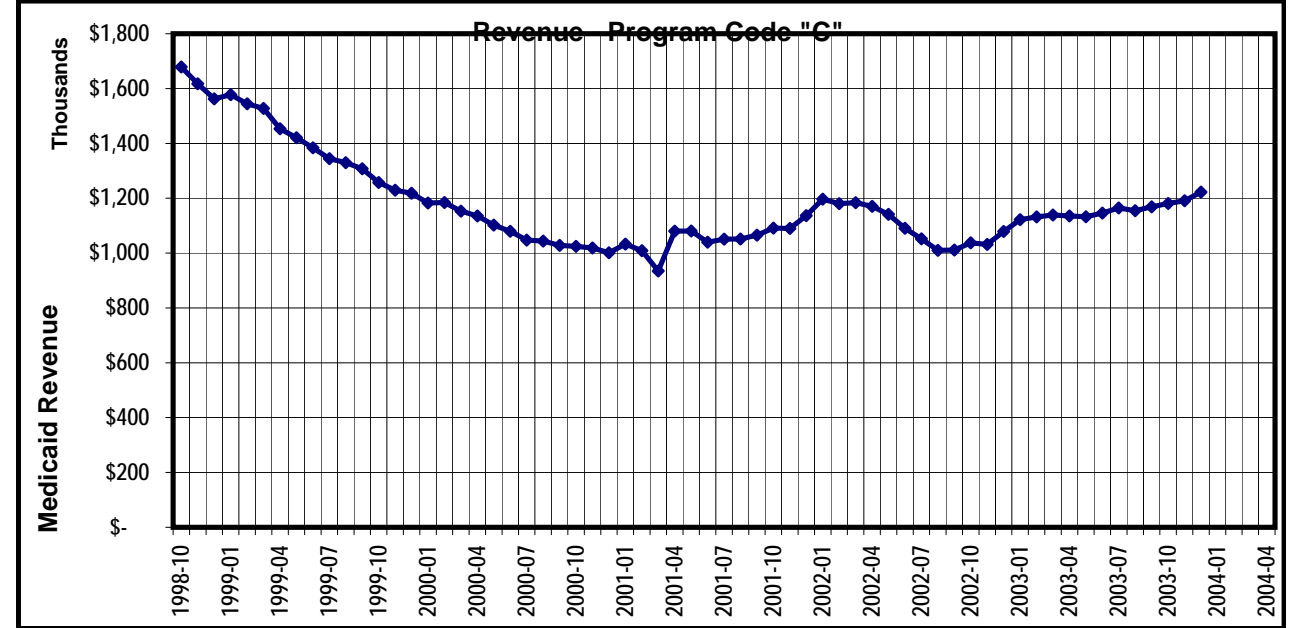
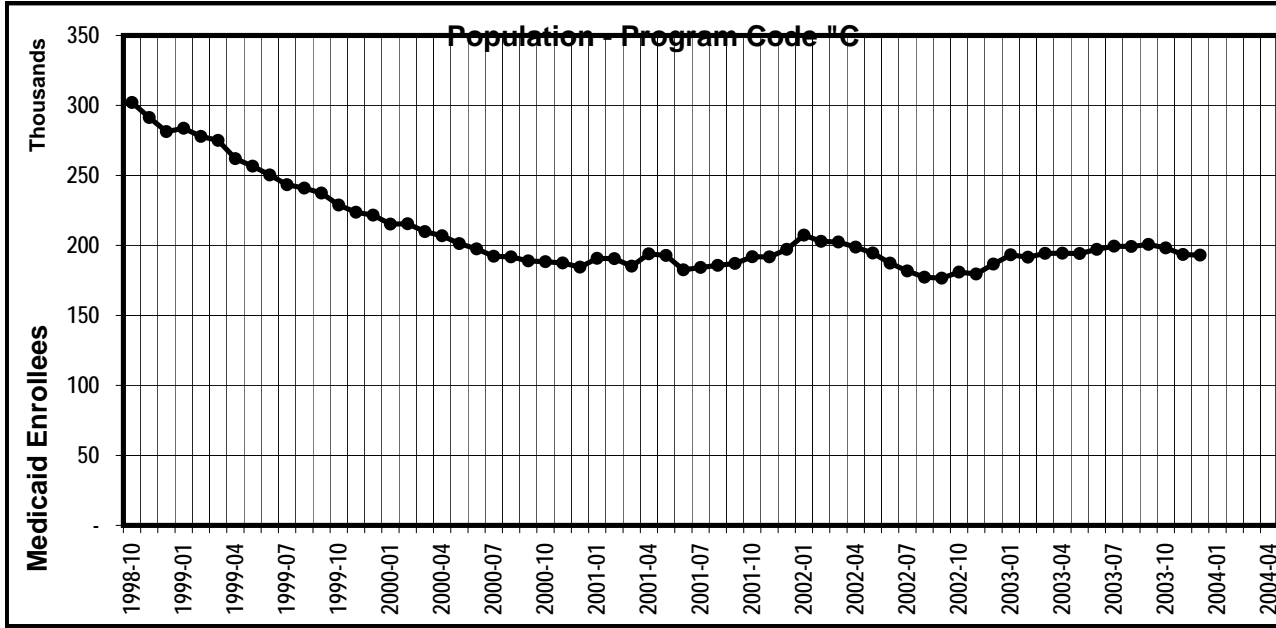
2003-10



MA Trends - Populaton - Program Code Charts

2003-10

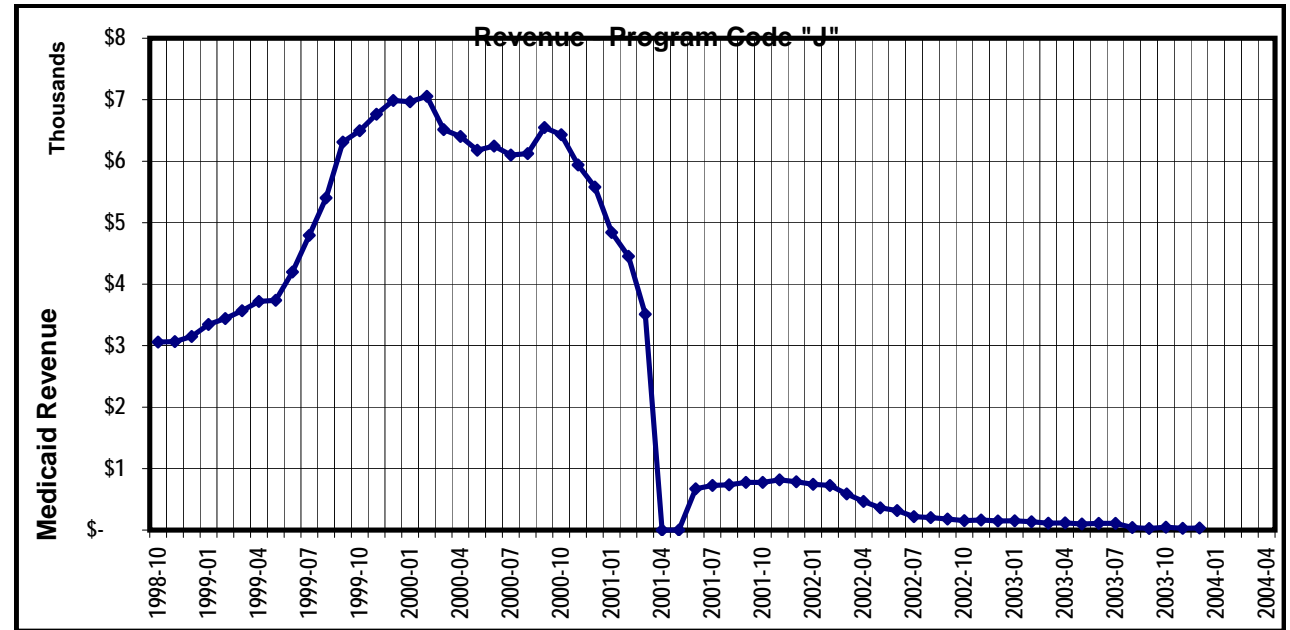
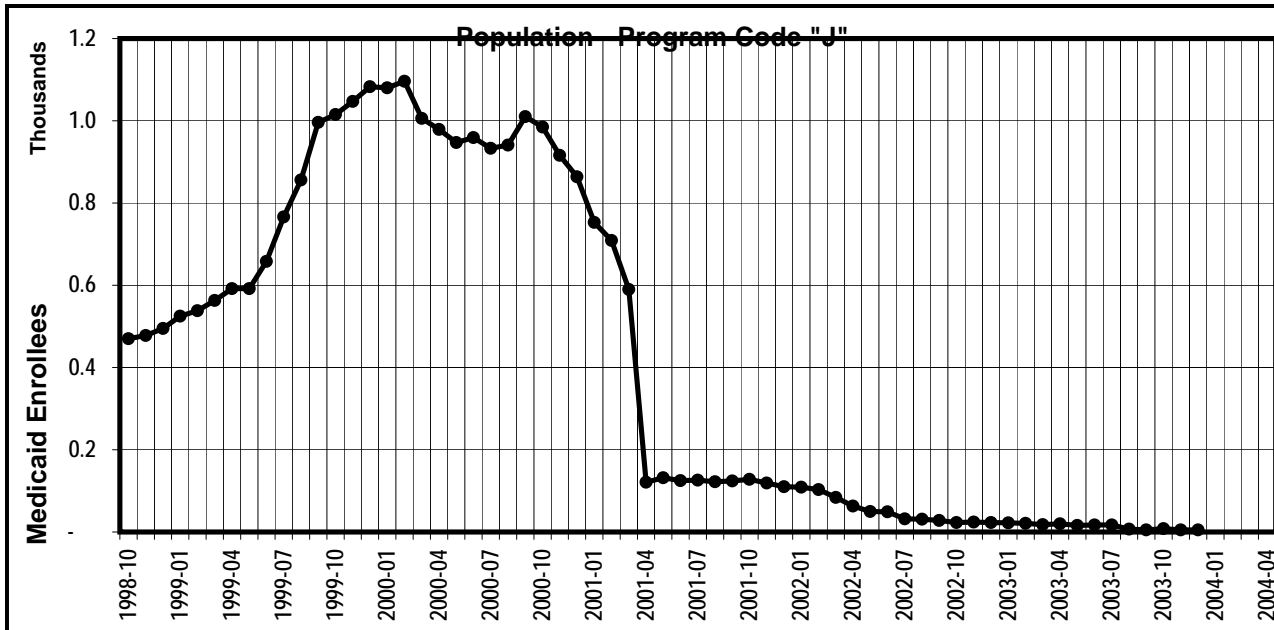
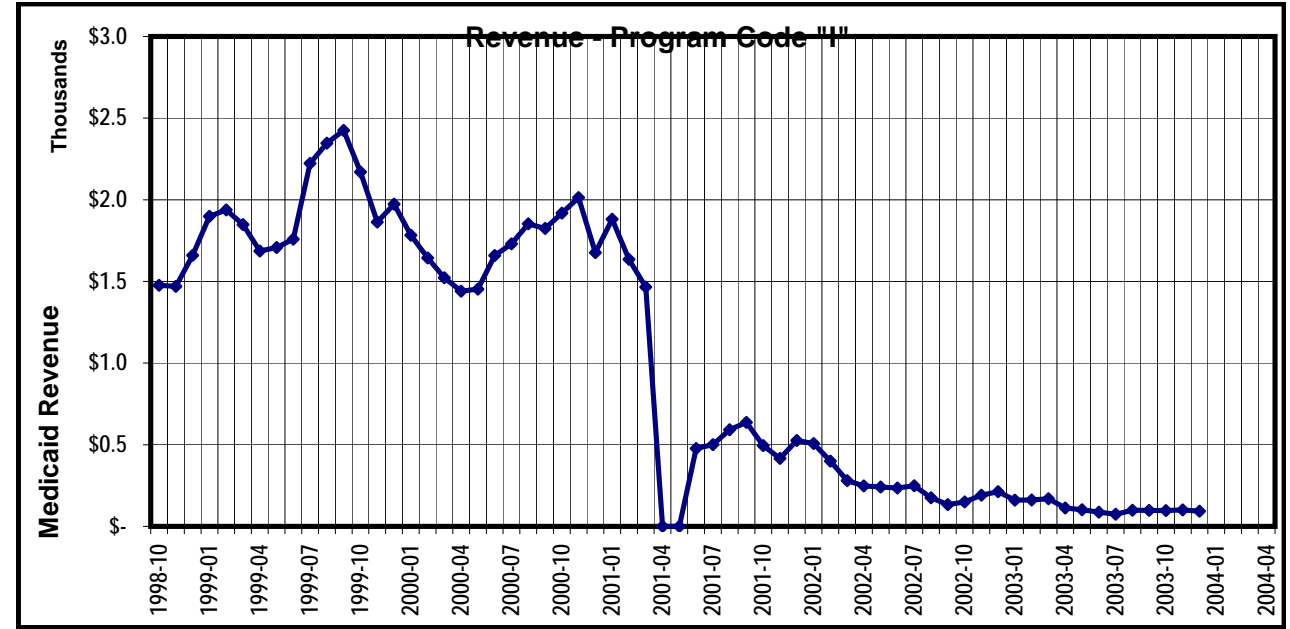
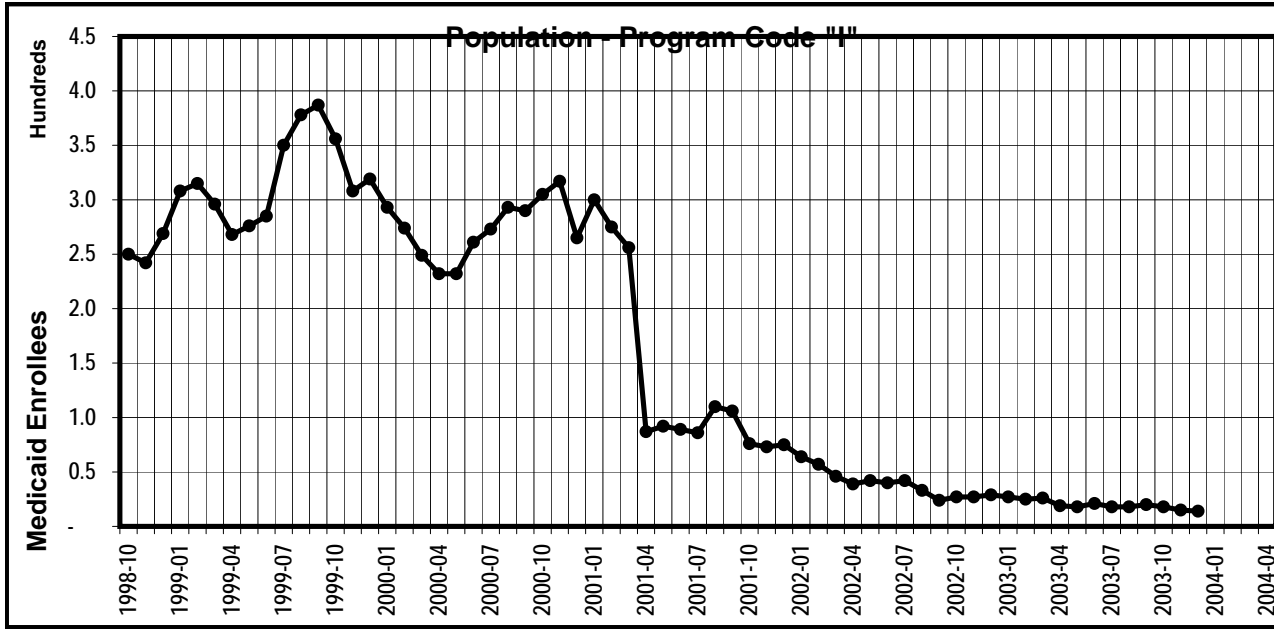
Please note the variation in Y axis scale.



MA Trends - Populaton - Program Code Charts

Please note the variation in Y axis scale.

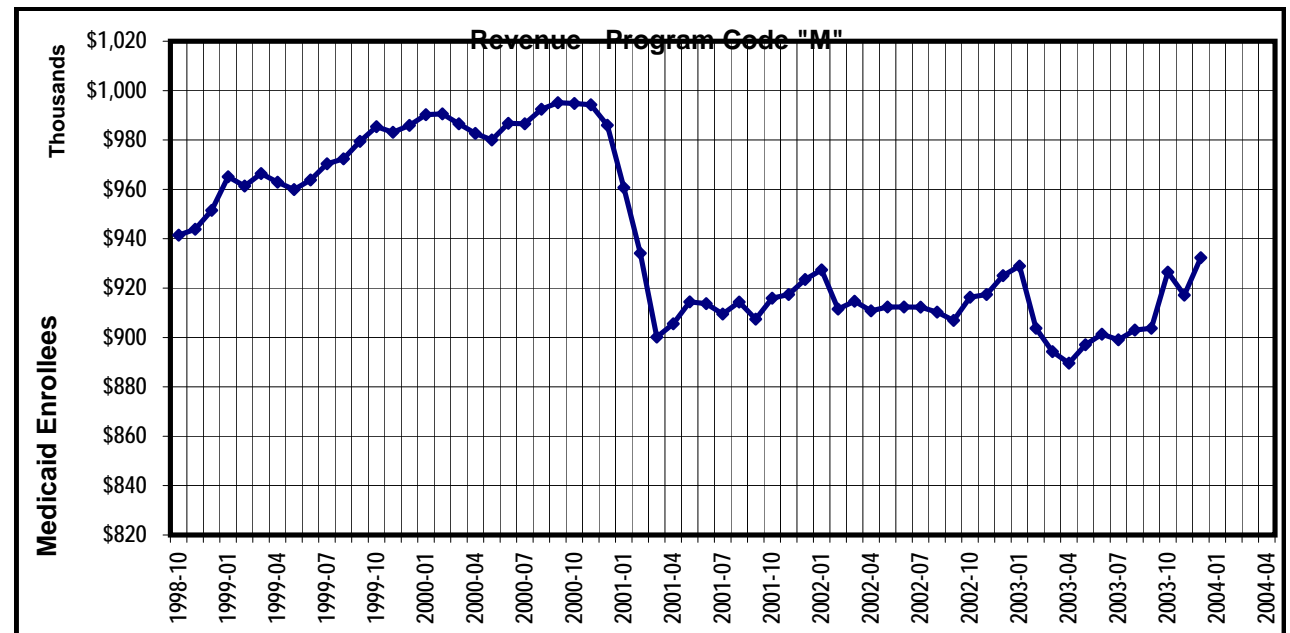
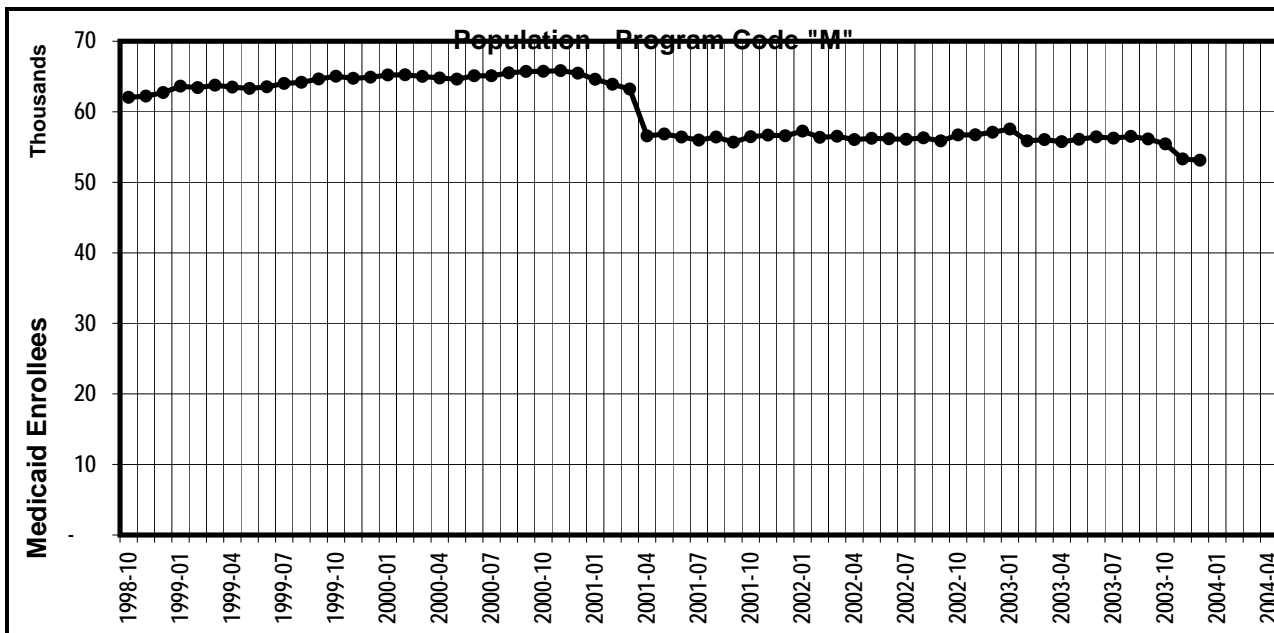
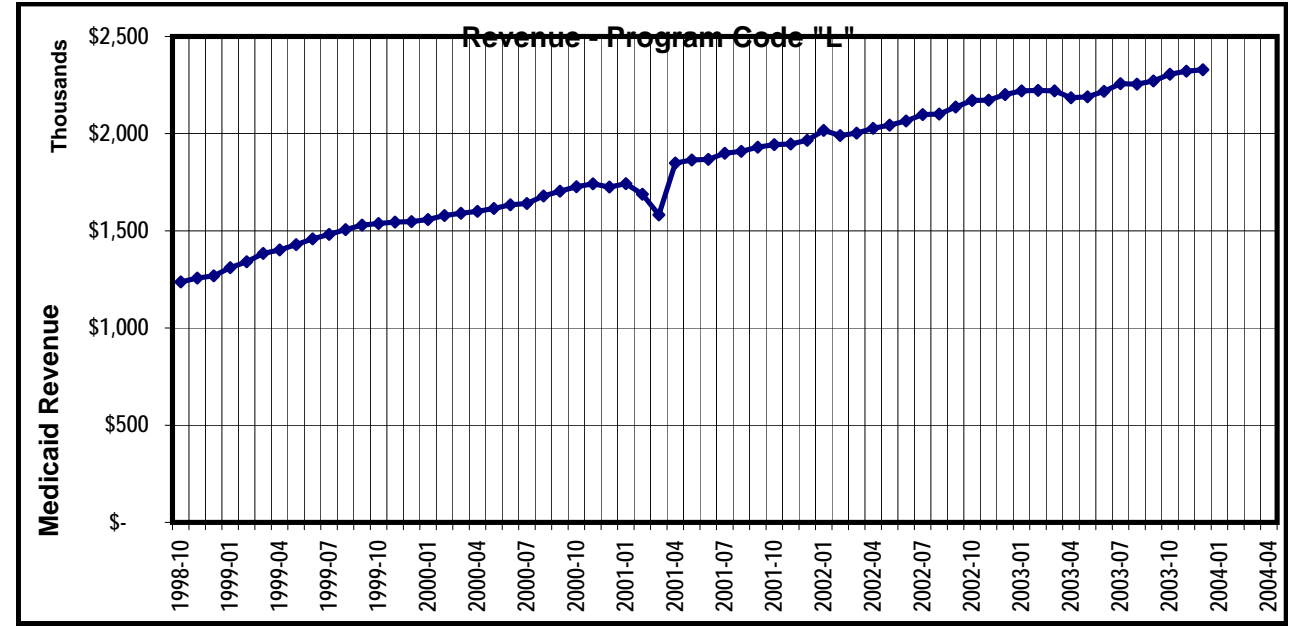
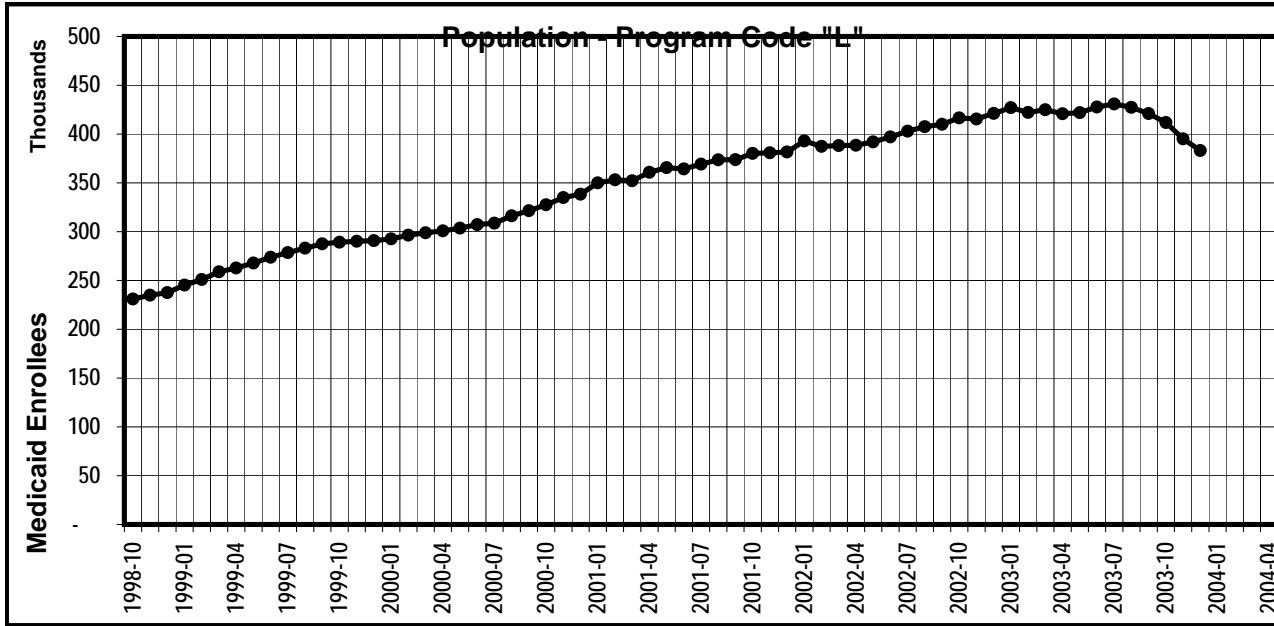
2003-10



MA Trends - Populaton - Program Code Charts

2003-10

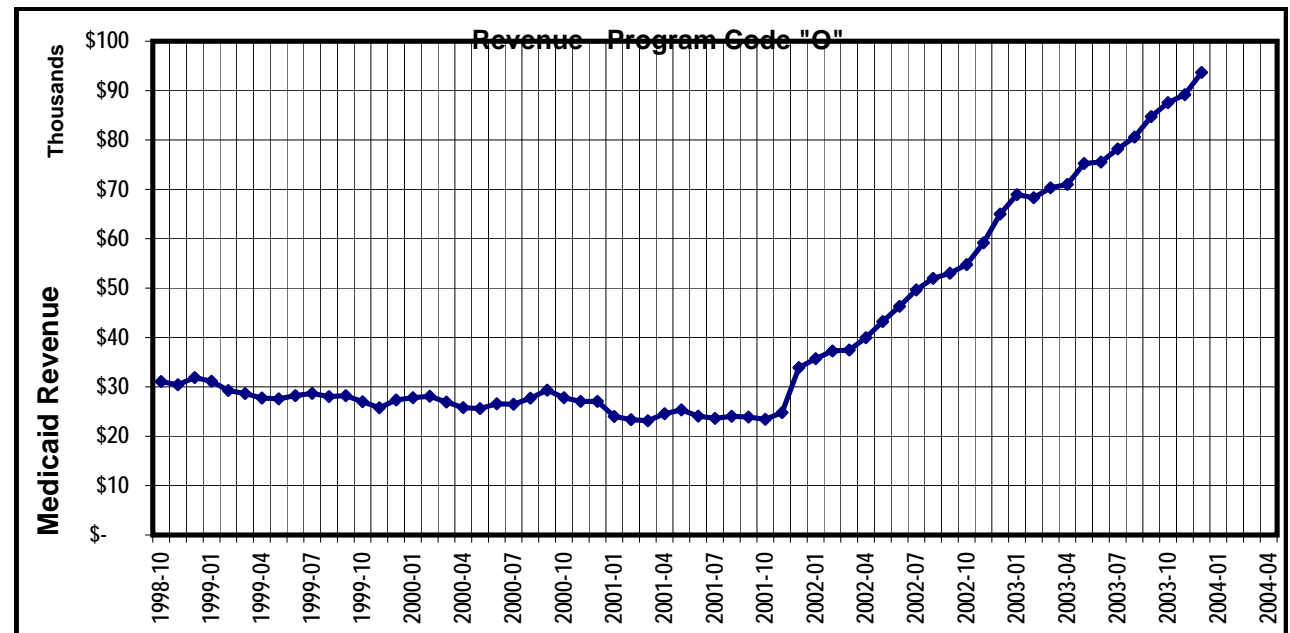
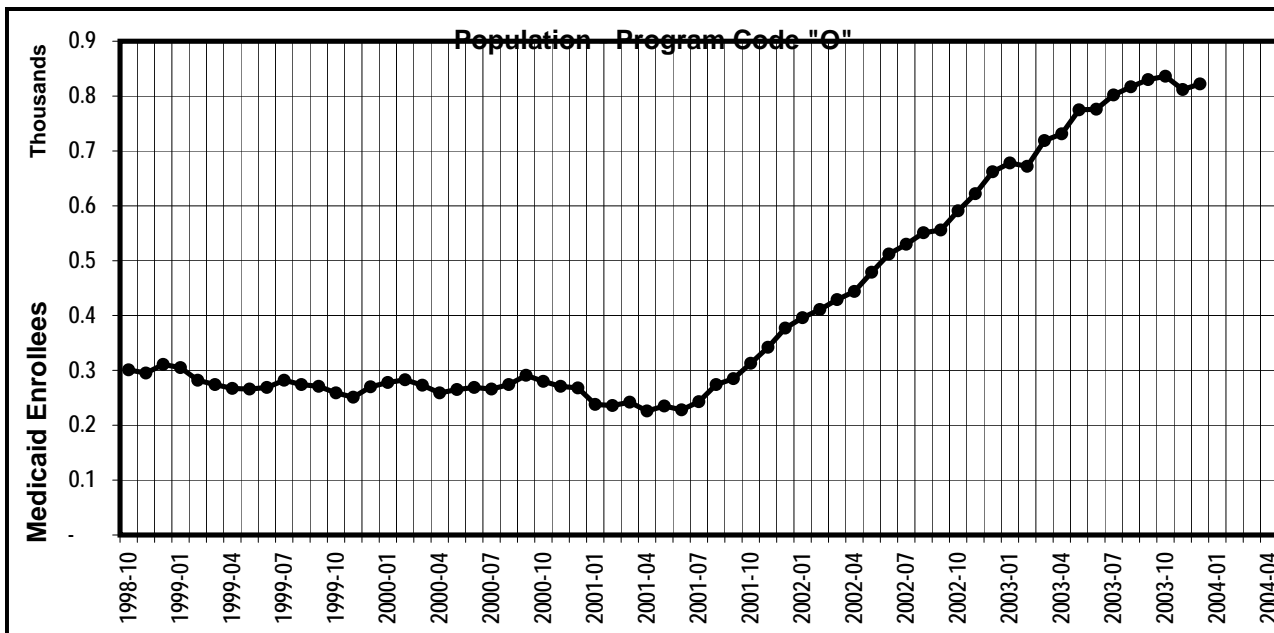
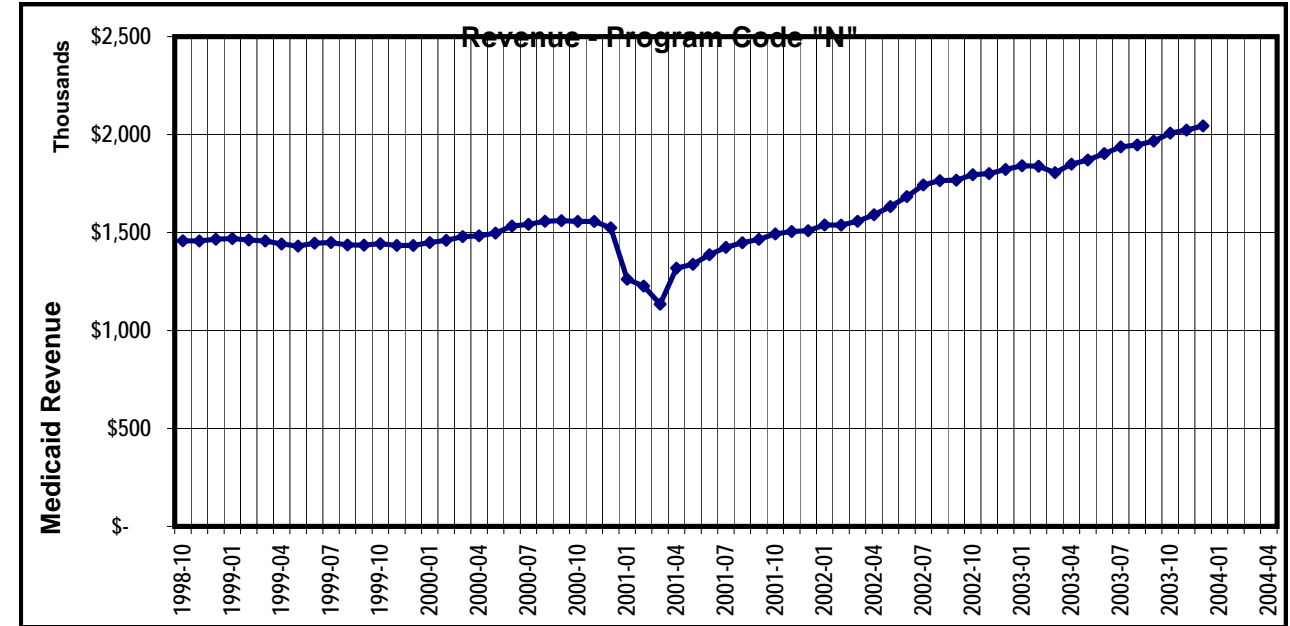
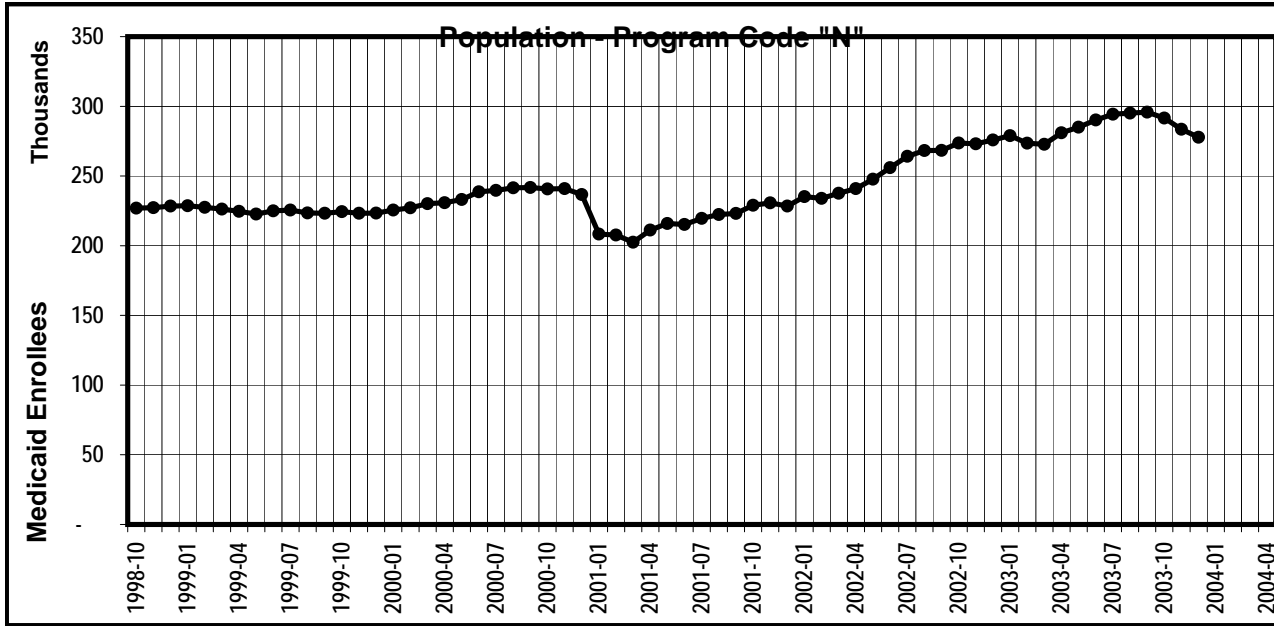
Please note the variation in Y axis scale.



MA Trends - Populaton - Program Code Charts

Please note the variation in Y axis scale.

2003-10

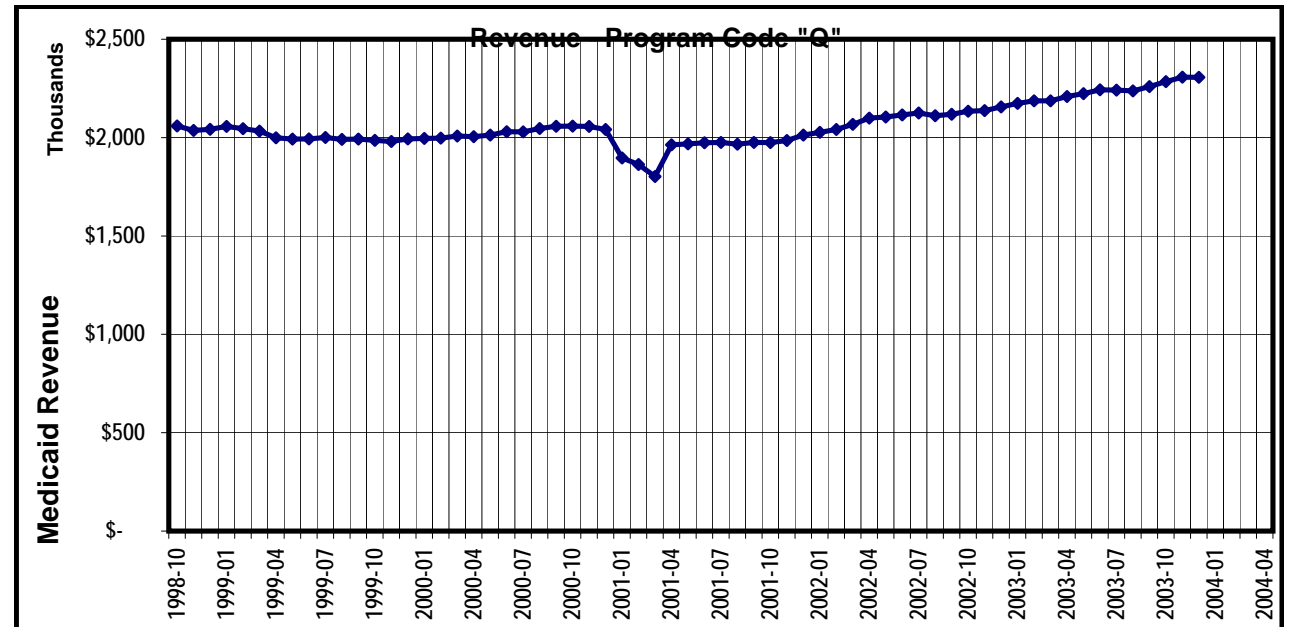
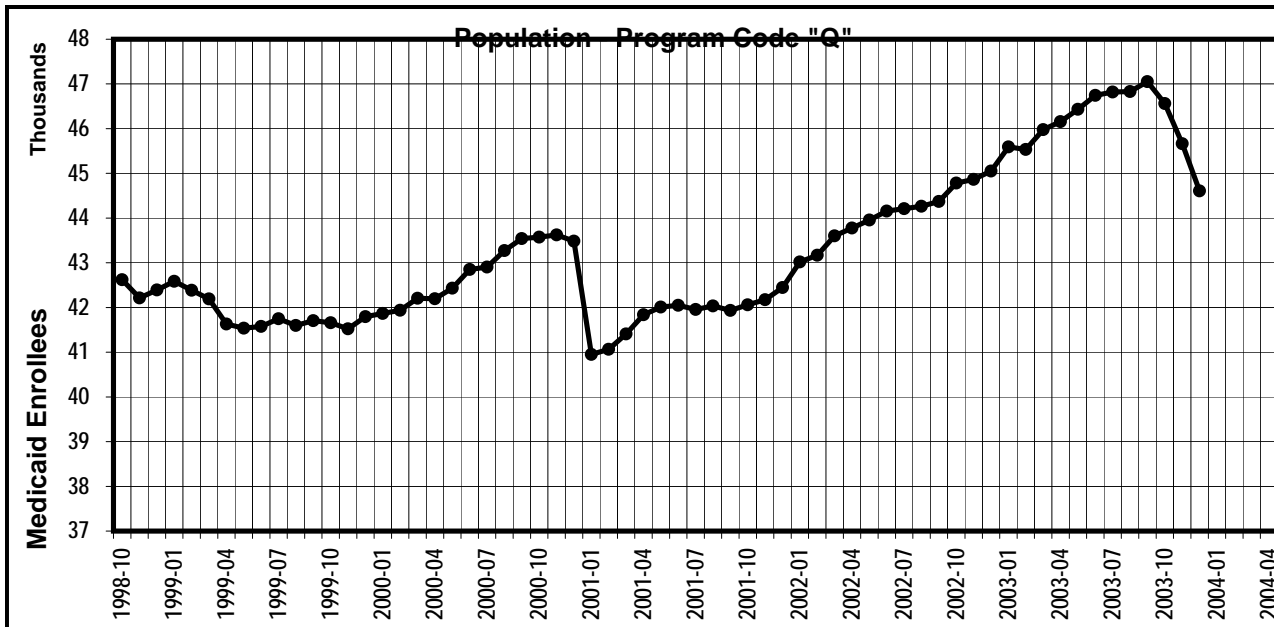
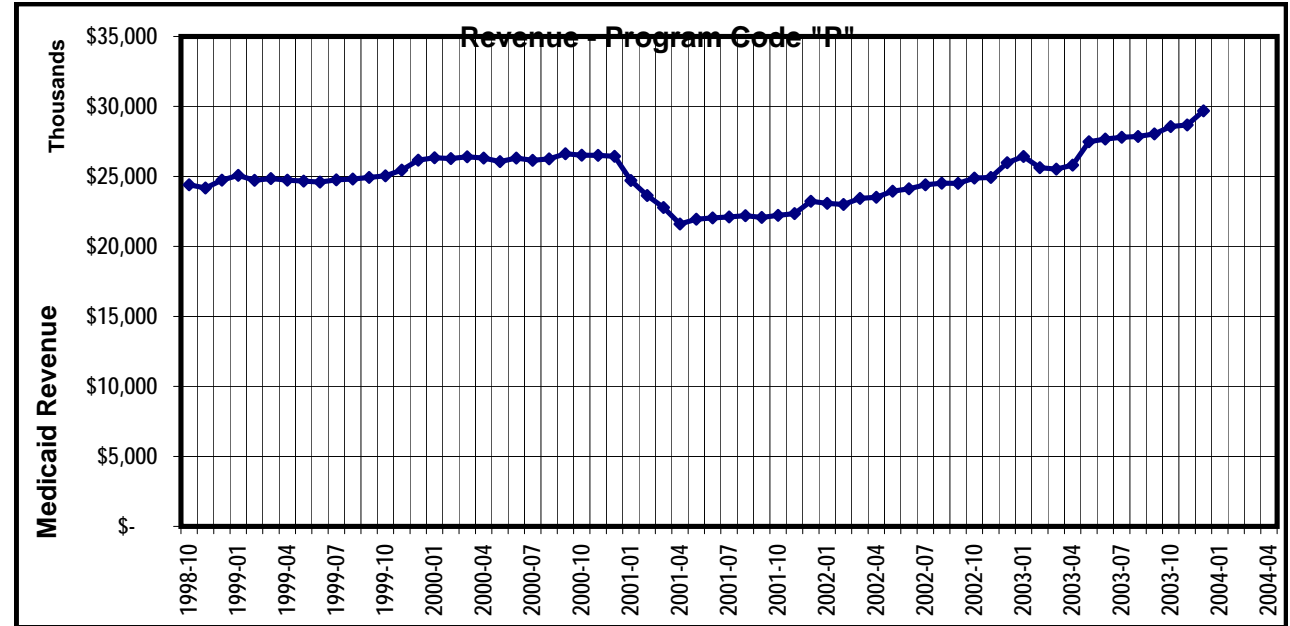
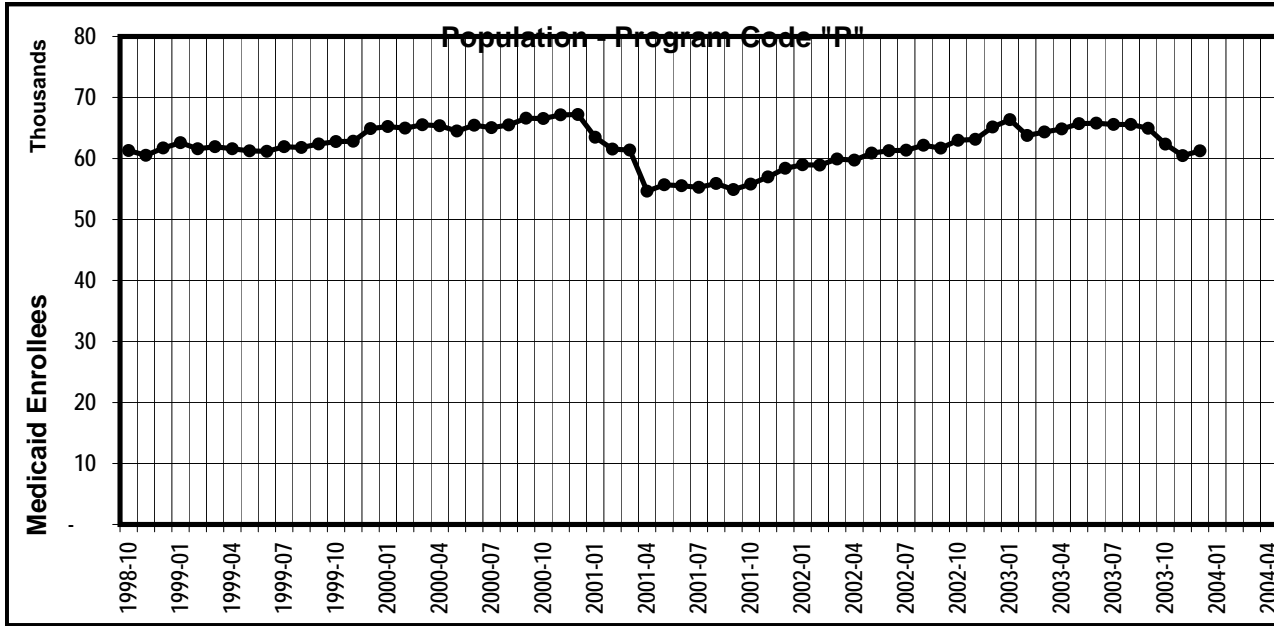




MA Trends - Populaton - Program Code Charts

Please note the variation in Y axis scale.

2003-10



MA Trends - Population and Revenue - Age Group

2003-10

MA Capitation DMB Report: 74a2 - Pop - Program Code by PaymentMonth

74b2 - Rev - Age Group by PaymentMonth

|       |         | Age Group (Combined MH and DD) |         |         |         |        |         |              |              |               |               |               |              |
|-------|---------|--------------------------------|---------|---------|---------|--------|---------|--------------|--------------|---------------|---------------|---------------|--------------|
| Month | 0 - 17  | 18 - 25                        | 26 - 39 | 40 - 49 | 50 - 64 | 65+    | 0 - 17  | 18 - 25      | 26 - 39      | 40 - 49       | 50 - 64       | 65+           |              |
| 1     | 1998-10 | 604,263                        | 114,218 | 167,996 | 80,522  | 70,205 | 105,823 | \$ 6,411,856 | \$ 6,077,473 | \$ 31,534,813 | \$ 27,678,810 | \$ 17,753,078 | \$ 5,838,100 |
| 2     | 1998-11 | 601,702                        | 112,728 | 165,649 | 80,139  | 70,354 | 106,049 | \$ 6,391,474 | \$ 6,034,461 | \$ 31,464,677 | \$ 27,756,463 | \$ 17,835,076 | \$ 5,856,962 |
| 3     | 1998-12 | 597,640                        | 111,613 | 164,237 | 80,281  | 70,767 | 106,425 | \$ 6,364,679 | \$ 6,009,031 | \$ 31,370,947 | \$ 27,839,343 | \$ 17,965,482 | \$ 5,871,691 |
| 4     | 1999-01 | 604,884                        | 113,278 | 165,398 | 80,971  | 71,428 | 107,541 | \$ 6,397,327 | \$ 6,039,240 | \$ 31,410,892 | \$ 28,036,558 | \$ 18,132,317 | \$ 5,926,089 |
| 5     | 1999-02 | 605,052                        | 113,071 | 163,915 | 80,981  | 71,769 | 107,389 | \$ 6,388,905 | \$ 6,019,045 | \$ 31,355,588 | \$ 28,133,251 | \$ 18,228,714 | \$ 5,928,166 |
| 6     | 1999-03 | 608,827                        | 113,218 | 162,982 | 81,199  | 72,210 | 107,766 | \$ 6,401,776 | \$ 5,976,041 | \$ 31,265,088 | \$ 28,255,800 | \$ 18,340,655 | \$ 5,959,959 |
| 7     | 1999-04 | 604,815                        | 110,893 | 159,019 | 80,228  | 72,030 | 107,430 | \$ 6,366,469 | \$ 5,943,113 | \$ 31,207,175 | \$ 28,273,474 | \$ 18,346,666 | \$ 5,962,418 |
| 8     | 1999-05 | 605,068                        | 110,131 | 157,262 | 80,160  | 72,214 | 107,147 | \$ 6,370,199 | \$ 5,923,527 | \$ 31,138,279 | \$ 28,368,890 | \$ 18,409,548 | \$ 5,945,563 |
| 9     | 1999-06 | 607,385                        | 109,893 | 156,401 | 80,431  | 72,539 | 107,392 | \$ 6,371,243 | \$ 5,892,717 | \$ 30,976,438 | \$ 28,485,620 | \$ 18,476,930 | \$ 5,962,082 |
| 10    | 1999-07 | 607,944                        | 109,175 | 155,389 | 80,333  | 72,817 | 107,977 | \$ 6,371,540 | \$ 5,892,402 | \$ 30,901,385 | \$ 28,552,161 | \$ 18,539,767 | \$ 6,005,219 |
| 11    | 1999-08 | 609,203                        | 108,768 | 154,679 | 80,577  | 73,150 | 108,339 | \$ 6,363,187 | \$ 5,897,997 | \$ 30,948,911 | \$ 28,731,375 | \$ 18,643,980 | \$ 6,035,171 |
| 12    | 1999-09 | 610,690                        | 108,591 | 153,853 | 80,700  | 73,410 | 108,879 | \$ 6,367,500 | \$ 5,883,809 | \$ 30,838,150 | \$ 28,797,870 | \$ 18,711,884 | \$ 6,063,333 |
| 13    | 1999-10 | 607,764                        | 107,154 | 152,249 | 80,657  | 73,614 | 109,326 | \$ 6,343,520 | \$ 5,839,123 | \$ 30,754,583 | \$ 28,946,110 | \$ 18,779,057 | \$ 6,086,331 |
| 14    | 1999-11 | 604,670                        | 106,284 | 150,558 | 80,368  | 73,648 | 108,880 | \$ 6,327,107 | \$ 5,871,114 | \$ 31,126,556 | \$ 29,442,427 | \$ 19,080,649 | \$ 6,166,518 |
| 15    | 1999-12 | 603,836                        | 106,320 | 150,069 | 80,626  | 73,829 | 108,831 | \$ 6,329,550 | \$ 5,872,560 | \$ 31,063,666 | \$ 29,540,172 | \$ 19,129,268 | \$ 6,170,190 |
| 16    | 2000-01 | 601,965                        | 106,258 | 149,475 | 80,612  | 74,027 | 109,115 | \$ 6,303,903 | \$ 5,839,702 | \$ 30,990,929 | \$ 29,573,525 | \$ 19,184,567 | \$ 6,188,949 |
| 17    | 2000-02 | 604,657                        | 107,362 | 150,254 | 81,188  | 74,385 | 109,055 | \$ 6,291,103 | \$ 5,844,865 | \$ 30,976,780 | \$ 29,682,724 | \$ 19,261,445 | \$ 6,190,227 |
| 18    | 2000-03 | 604,445                        | 107,771 | 149,685 | 81,388  | 74,565 | 108,761 | \$ 6,284,671 | \$ 5,831,318 | \$ 30,875,086 | \$ 29,782,568 | \$ 19,300,432 | \$ 6,204,511 |
| 19    | 2000-04 | 603,951                        | 107,855 | 149,429 | 81,423  | 74,687 | 108,382 | \$ 6,277,603 | \$ 5,818,986 | \$ 30,801,647 | \$ 29,796,822 | \$ 19,340,630 | \$ 6,190,049 |
| 20    | 2000-05 | 603,970                        | 107,815 | 148,898 | 81,334  | 75,012 | 108,366 | \$ 6,261,313 | \$ 5,805,374 | \$ 30,722,080 | \$ 29,815,898 | \$ 19,415,906 | \$ 6,197,599 |
| 21    | 2000-06 | 606,823                        | 108,996 | 149,780 | 82,035  | 75,460 | 108,883 | \$ 6,280,222 | \$ 5,813,297 | \$ 30,668,423 | \$ 29,901,775 | \$ 19,498,424 | \$ 6,233,475 |
| 22    | 2000-07 | 604,646                        | 108,339 | 149,427 | 82,095  | 75,763 | 108,929 | \$ 6,257,028 | \$ 5,781,498 | \$ 30,562,721 | \$ 29,919,094 | \$ 19,546,477 | \$ 6,249,667 |
| 23    | 2000-08 | 610,285                        | 109,809 | 150,756 | 82,773  | 76,287 | 109,438 | \$ 6,280,413 | \$ 5,789,033 | \$ 30,489,368 | \$ 30,024,167 | \$ 19,642,280 | \$ 6,281,760 |
| 24    | 2000-09 | 612,127                        | 110,144 | 151,044 | 83,044  | 76,513 | 109,653 | \$ 6,280,828 | \$ 5,769,258 | \$ 30,374,609 | \$ 30,105,409 | \$ 19,671,794 | \$ 6,302,692 |
| 25    | 2000-10 | 615,826                        | 110,679 | 151,333 | 83,414  | 76,951 | 109,700 | \$ 6,285,581 | \$ 5,769,097 | \$ 30,327,372 | \$ 30,205,989 | \$ 19,749,748 | \$ 6,301,467 |
| 26    | 2000-11 | 621,580                        | 111,435 | 151,489 | 83,541  | 77,145 | 109,760 | \$ 6,291,222 | \$ 5,753,956 | \$ 30,213,087 | \$ 30,208,163 | \$ 19,751,635 | \$ 6,308,134 |
| 27    | 2000-12 | 621,471                        | 110,072 | 149,310 | 83,042  | 77,071 | 109,388 | \$ 6,249,326 | \$ 5,696,208 | \$ 29,979,074 | \$ 30,113,742 | \$ 19,680,598 | \$ 6,300,712 |
| 28    | 2001-01 | 630,642                        | 106,627 | 136,030 | 77,187  | 73,885 | 108,110 | \$ 6,187,946 | \$ 5,565,292 | \$ 29,530,621 | \$ 29,535,747 | \$ 18,998,435 | \$ 6,220,062 |
| 29    | 2001-02 | 632,212                        | 106,915 | 135,955 | 77,392  | 73,997 | 107,571 | \$ 6,086,169 | \$ 5,486,542 | \$ 29,168,884 | \$ 29,333,222 | \$ 18,855,951 | \$ 6,176,133 |
| 30    | 2001-03 | 623,584                        | 105,922 | 134,102 | 76,926  | 73,940 | 106,793 | \$ 5,863,125 | \$ 5,350,354 | \$ 28,600,463 | \$ 28,896,308 | \$ 18,583,167 | \$ 6,117,674 |

MA Trends - Population and Revenue - Age Group

2003-10

MA Capitation DMB Report: 74a2 - Pop - Program Code by PaymentMonth

74b2 - Rev - Age Group by PaymentMonth

|       |         | Age Group (Combined MH and DD) |         |         |         |         |        |              |              |               |               |               |              |
|-------|---------|--------------------------------|---------|---------|---------|---------|--------|--------------|--------------|---------------|---------------|---------------|--------------|
| Month |         | 0 - 17                         | 18 - 25 | 26 - 39 | 40 - 49 | 50 - 64 | 65+    | 0 - 17       | 18 - 25      | 26 - 39       | 40 - 49       | 50 - 64       | 65+          |
| 31    | 2001-04 | 641,563                        | 109,622 | 136,949 | 76,102  | 71,096  | 99,263 | \$ 6,436,522 | \$ 5,865,046 | \$ 30,172,564 | \$ 30,513,269 | \$ 19,700,258 | \$ 6,261,908 |
| 32    | 2001-05 | 647,377                        | 110,661 | 138,002 | 76,619  | 71,501  | 99,400 | \$ 6,450,110 | \$ 5,870,128 | \$ 30,096,727 | \$ 30,586,594 | \$ 19,805,234 | \$ 6,264,084 |
| 33    | 2001-06 | 638,194                        | 109,227 | 136,162 | 76,447  | 71,564  | 98,875 | \$ 6,441,932 | \$ 5,875,730 | \$ 30,030,217 | \$ 30,624,281 | \$ 19,870,085 | \$ 6,278,713 |
| 34    | 2001-07 | 645,880                        | 110,455 | 137,603 | 76,925  | 71,889  | 98,338 | \$ 6,487,285 | \$ 5,907,096 | \$ 30,103,759 | \$ 30,679,225 | \$ 19,972,880 | \$ 6,280,186 |
| 35    | 2001-08 | 651,799                        | 111,449 | 138,883 | 77,608  | 72,394  | 98,779 | \$ 6,497,589 | \$ 5,901,384 | \$ 30,079,967 | \$ 30,789,248 | \$ 20,042,155 | \$ 6,296,454 |
| 36    | 2001-09 | 652,976                        | 111,975 | 139,188 | 77,912  | 72,541  | 98,001 | \$ 6,519,286 | \$ 5,943,979 | \$ 30,092,596 | \$ 30,920,359 | \$ 20,162,701 | \$ 6,278,225 |
| 37    | 2001-10 | 664,276                        | 114,506 | 141,793 | 78,990  | 73,288  | 98,838 | \$ 6,555,810 | \$ 5,962,949 | \$ 30,061,342 | \$ 31,029,369 | \$ 20,275,332 | \$ 6,299,663 |
| 38    | 2001-11 | 665,131                        | 114,785 | 142,395 | 79,561  | 73,971  | 99,036 | \$ 6,551,673 | \$ 5,972,992 | \$ 29,945,322 | \$ 31,039,715 | \$ 20,354,800 | \$ 6,290,218 |
| 39    | 2001-12 | 668,357                        | 115,462 | 142,590 | 79,954  | 74,305  | 98,678 | \$ 6,601,738 | \$ 6,021,664 | \$ 30,042,420 | \$ 31,223,061 | \$ 20,511,881 | \$ 6,287,071 |
| 40    | 2002-01 | 685,994                        | 120,703 | 147,343 | 81,401  | 75,138  | 99,601 | \$ 6,687,812 | \$ 6,089,061 | \$ 30,008,859 | \$ 31,333,354 | \$ 20,609,017 | \$ 6,307,267 |
| 41    | 2002-02 | 677,928                        | 119,125 | 145,929 | 81,203  | 75,260  | 98,641 | \$ 6,651,157 | \$ 6,090,197 | \$ 29,915,393 | \$ 31,341,918 | \$ 20,640,154 | \$ 6,291,979 |
| 42    | 2002-03 | 680,012                        | 120,234 | 146,926 | 81,773  | 75,826  | 98,782 | \$ 6,678,367 | \$ 6,159,776 | \$ 30,114,297 | \$ 31,597,600 | \$ 20,875,219 | \$ 6,357,497 |
| 43    | 2002-04 | 680,275                        | 120,510 | 146,753 | 81,892  | 75,921  | 98,074 | \$ 6,717,257 | \$ 6,230,056 | \$ 30,151,647 | \$ 31,813,068 | \$ 20,996,258 | \$ 6,333,694 |
| 44    | 2002-05 | 685,015                        | 121,258 | 147,182 | 82,270  | 76,395  | 98,181 | \$ 6,733,651 | \$ 6,238,908 | \$ 30,170,797 | \$ 31,935,359 | \$ 21,116,899 | \$ 6,335,114 |
| 45    | 2002-06 | 690,360                        | 121,987 | 147,414 | 82,585  | 76,850  | 98,103 | \$ 6,758,216 | \$ 6,256,586 | \$ 30,222,743 | \$ 32,039,058 | \$ 21,229,697 | \$ 6,339,563 |
| 46    | 2002-07 | 697,018                        | 122,394 | 148,393 | 83,097  | 77,141  | 98,095 | \$ 6,800,503 | \$ 6,283,376 | \$ 30,289,151 | \$ 32,153,423 | \$ 21,286,205 | \$ 6,393,923 |
| 47    | 2002-08 | 699,845                        | 122,772 | 149,024 | 83,513  | 77,684  | 98,249 | \$ 6,771,219 | \$ 6,266,416 | \$ 30,204,802 | \$ 32,113,156 | \$ 21,357,543 | \$ 6,396,526 |
| 48    | 2002-09 | 701,009                        | 122,950 | 149,174 | 83,678  | 78,080  | 97,820 | \$ 6,803,766 | \$ 6,306,009 | \$ 30,244,308 | \$ 32,230,987 | \$ 21,543,865 | \$ 6,405,536 |
| 49    | 2002-10 | 712,026                        | 125,336 | 151,913 | 84,686  | 78,769  | 98,747 | \$ 6,861,955 | \$ 6,332,992 | \$ 30,282,174 | \$ 32,386,939 | \$ 21,690,380 | \$ 6,437,259 |
| 50    | 2002-11 | 709,912                        | 124,869 | 151,576 | 84,810  | 78,918  | 98,817 | \$ 6,864,836 | \$ 6,344,055 | \$ 30,285,832 | \$ 32,469,128 | \$ 21,745,989 | \$ 6,454,486 |
| 51    | 2002-12 | 720,317                        | 127,076 | 153,896 | 85,872  | 79,518  | 99,005 | \$ 6,932,843 | \$ 6,397,030 | \$ 30,396,891 | \$ 32,667,007 | \$ 21,898,112 | \$ 6,470,695 |
| 52    | 2003-01 | 729,867                        | 129,948 | 156,722 | 86,916  | 80,314  | 99,488 | \$ 6,988,119 | \$ 6,461,477 | \$ 30,617,954 | \$ 32,963,372 | \$ 22,161,641 | \$ 6,539,213 |
| 53    | 2003-02 | 721,389                        | 128,574 | 154,757 | 86,361  | 80,077  | 97,909 | \$ 7,003,200 | \$ 6,516,127 | \$ 30,664,303 | \$ 33,047,988 | \$ 22,255,872 | \$ 6,516,403 |
| 54    | 2003-03 | 724,878                        | 129,738 | 155,460 | 86,748  | 80,444  | 98,089 | \$ 6,948,275 | \$ 6,488,778 | \$ 30,385,532 | \$ 32,759,645 | \$ 22,104,342 | \$ 6,457,417 |
| 55    | 2003-04 | 728,566                        | 130,394 | 155,801 | 86,913  | 80,624  | 97,805 | \$ 6,964,511 | \$ 6,546,163 | \$ 30,441,744 | \$ 32,938,596 | \$ 22,169,175 | \$ 6,471,500 |
| 56    | 2003-05 | 732,018                        | 131,111 | 156,435 | 87,227  | 80,787  | 98,162 | \$ 7,028,447 | \$ 6,810,578 | \$ 31,837,682 | \$ 34,676,318 | \$ 23,317,291 | \$ 6,834,921 |
| 57    | 2003-06 | 741,728                        | 132,828 | 158,169 | 87,922  | 81,160  | 98,546 | \$ 7,076,917 | \$ 6,856,024 | \$ 31,898,617 | \$ 34,807,709 | \$ 23,414,087 | \$ 6,870,580 |
| 58    | 2003-07 | 748,138                        | 133,892 | 159,635 | 88,490  | 81,421  | 98,507 | \$ 7,141,710 | \$ 6,889,685 | \$ 31,935,944 | \$ 34,966,670 | \$ 23,534,995 | \$ 6,933,884 |
| 59    | 2003-08 | 745,290                        | 133,435 | 159,523 | 88,749  | 81,616  | 98,856 | \$ 7,135,510 | \$ 6,893,970 | \$ 31,917,855 | \$ 35,011,523 | \$ 23,626,671 | \$ 6,968,601 |
| 60    | 2003-09 | 741,805                        | 132,731 | 159,460 | 88,846  | 81,526  | 98,442 | \$ 7,173,072 | \$ 6,960,791 | \$ 31,947,708 | \$ 35,235,315 | \$ 23,772,472 | \$ 6,974,920 |

MA Trends - Population and Revenue - Age Group

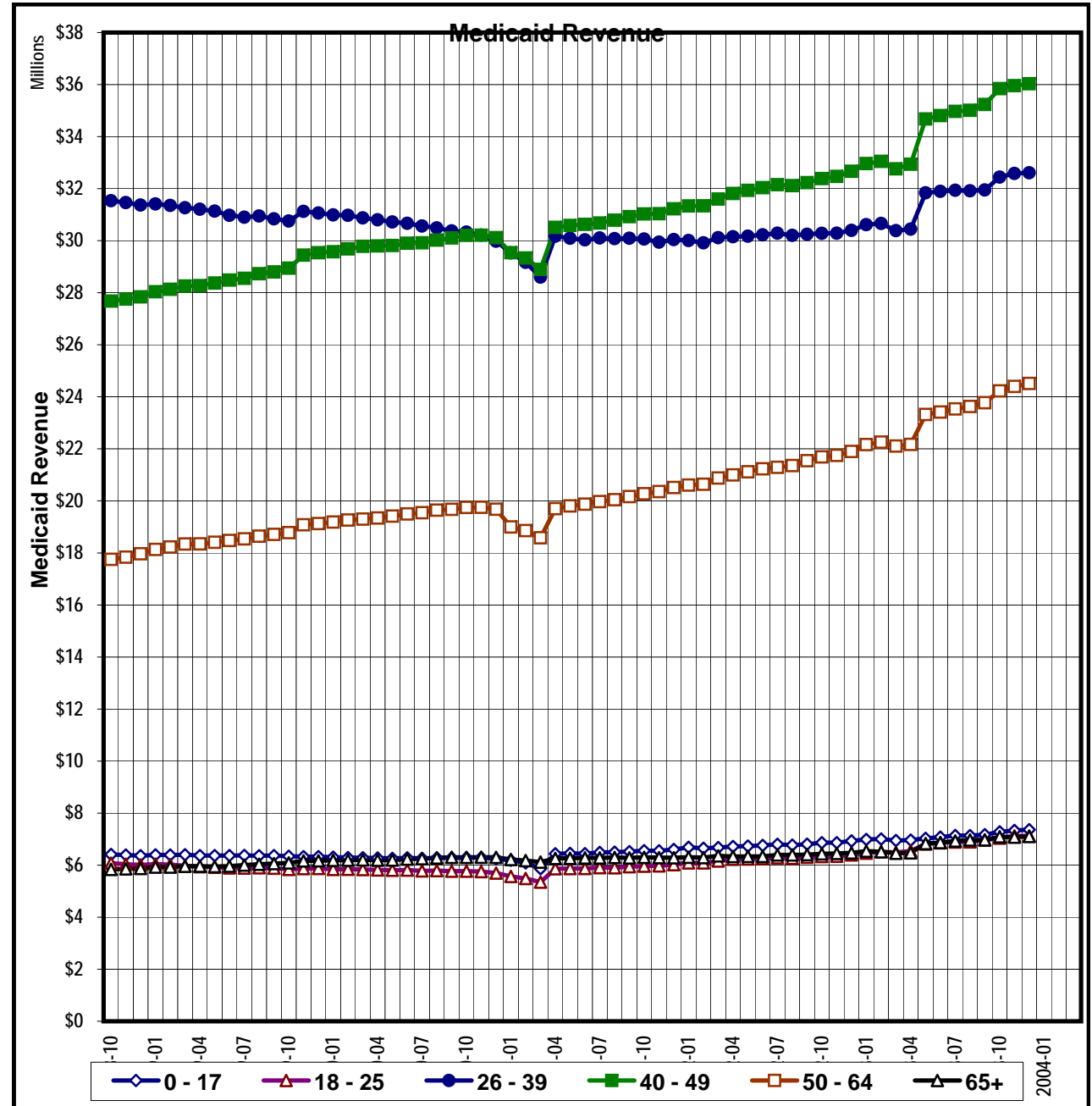
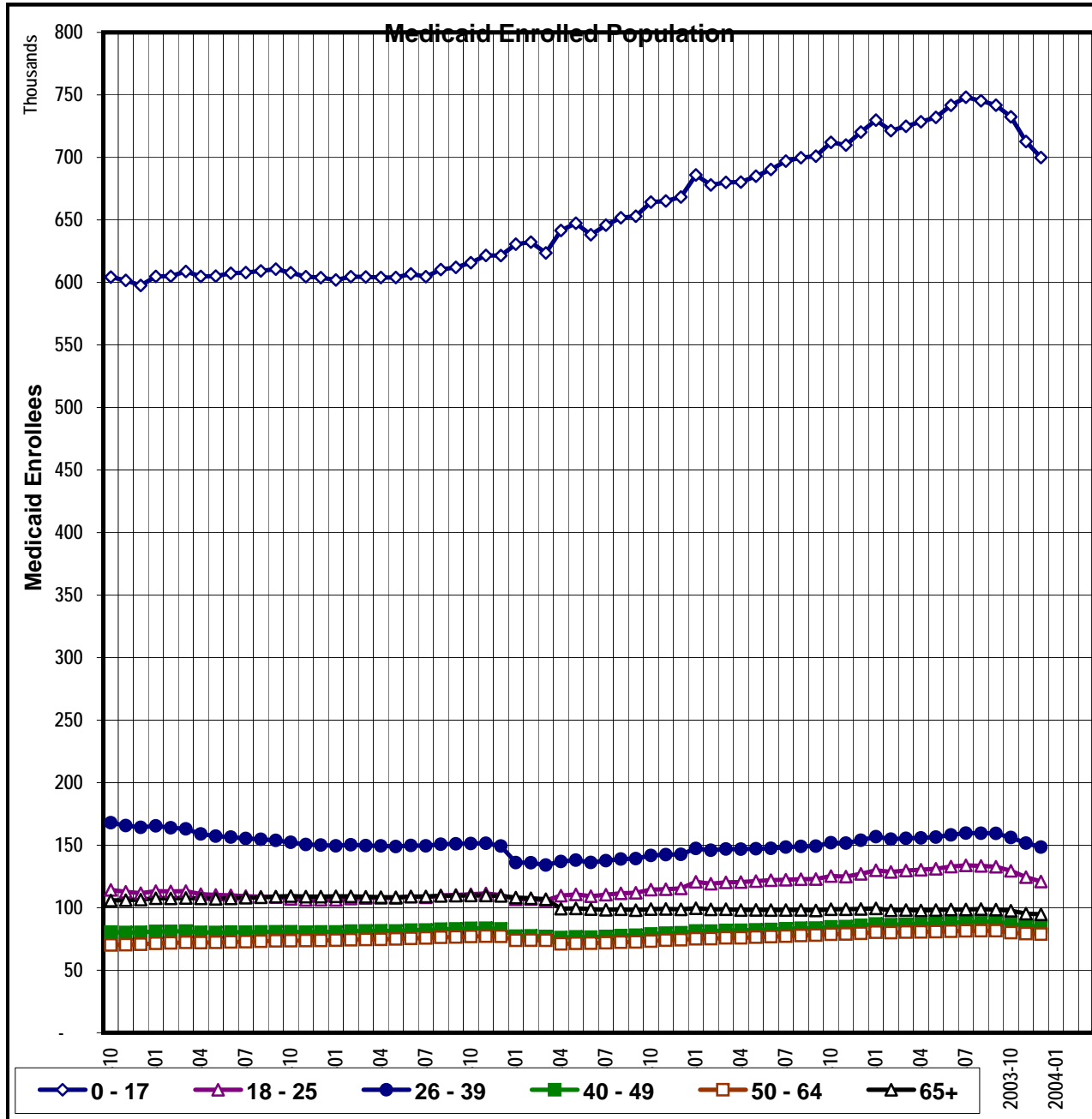
2003-10

MA Capitation DMB Report: 74a2 - Pop - Program Code by PaymentMonth

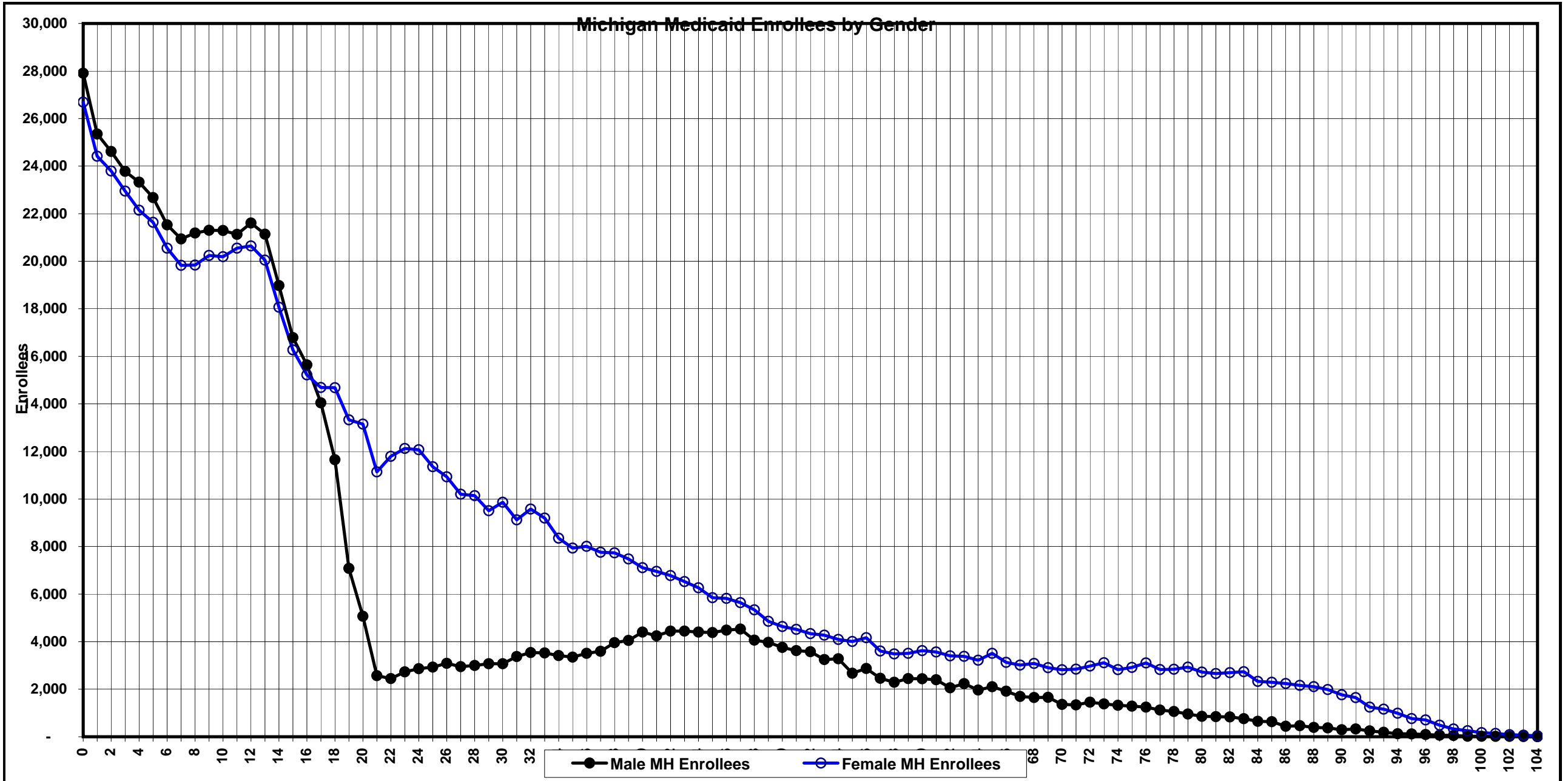
74b2 - Rev - Age Group by PaymentMonth

| Age Group (Combined MH and DD) |         |         |         |         |         |        |        |              |              |               |               |               |              |
|--------------------------------|---------|---------|---------|---------|---------|--------|--------|--------------|--------------|---------------|---------------|---------------|--------------|
| Month                          | 0 - 17  | 18 - 25 | 26 - 39 | 40 - 49 | 50 - 64 | 65+    | 0 - 17 | 18 - 25      | 26 - 39      | 40 - 49       | 50 - 64       | 65+           |              |
| 61                             | 2003-10 | 732,510 | 129,495 | 156,083 | 87,057  | 80,084 | 97,548 | \$ 7,278,882 | \$ 7,041,861 | \$ 32,443,941 | \$ 35,843,325 | \$ 24,227,751 | \$ 7,094,309 |
| 62                             | 2003-11 | 712,682 | 124,476 | 151,590 | 85,621  | 79,250 | 95,267 | \$ 7,331,708 | \$ 7,123,421 | \$ 32,586,518 | \$ 35,957,324 | \$ 24,397,443 | \$ 7,075,537 |
| 63                             | 2003-12 | 699,957 | 120,877 | 148,459 | 84,647  | 78,786 | 94,727 | \$ 7,362,446 | \$ 7,123,393 | \$ 32,608,883 | \$ 36,033,846 | \$ 24,514,710 | \$ 7,102,821 |
| 64                             | 2004-01 |         |         |         |         |        |        |              |              |               |               |               |              |
| 65                             | 2004-02 |         |         |         |         |        |        |              |              |               |               |               |              |
| 66                             | 2004-03 |         |         |         |         |        |        |              |              |               |               |               |              |
| 67                             | 2004-04 |         |         |         |         |        |        |              |              |               |               |               |              |
| 68                             | 2004-05 |         |         |         |         |        |        |              |              |               |               |               |              |
| 69                             | 2004-06 |         |         |         |         |        |        |              |              |               |               |               |              |
| 70                             | 2004-07 |         |         |         |         |        |        |              |              |               |               |               |              |
| 71                             | 2004-08 |         |         |         |         |        |        |              |              |               |               |               |              |
| 72                             | 2004-09 |         |         |         |         |        |        |              |              |               |               |               |              |
| 73                             | 2004-10 |         |         |         |         |        |        |              |              |               |               |               |              |
| 74                             | 2004-11 |         |         |         |         |        |        |              |              |               |               |               |              |
| 75                             | 2004-12 |         |         |         |         |        |        |              |              |               |               |               |              |
| 76                             | 2005-01 |         |         |         |         |        |        |              |              |               |               |               |              |
| 77                             | 2005-02 |         |         |         |         |        |        |              |              |               |               |               |              |
| 78                             | 2005-03 |         |         |         |         |        |        |              |              |               |               |               |              |
| 79                             | 2005-04 |         |         |         |         |        |        |              |              |               |               |               |              |
| 80                             | 2005-05 |         |         |         |         |        |        |              |              |               |               |               |              |
| 81                             | 2005-06 |         |         |         |         |        |        |              |              |               |               |               |              |
| 82                             | 2005-07 |         |         |         |         |        |        |              |              |               |               |               |              |
| 83                             | 2005-08 |         |         |         |         |        |        |              |              |               |               |               |              |
| 84                             | 2005-09 |         |         |         |         |        |        |              |              |               |               |               |              |

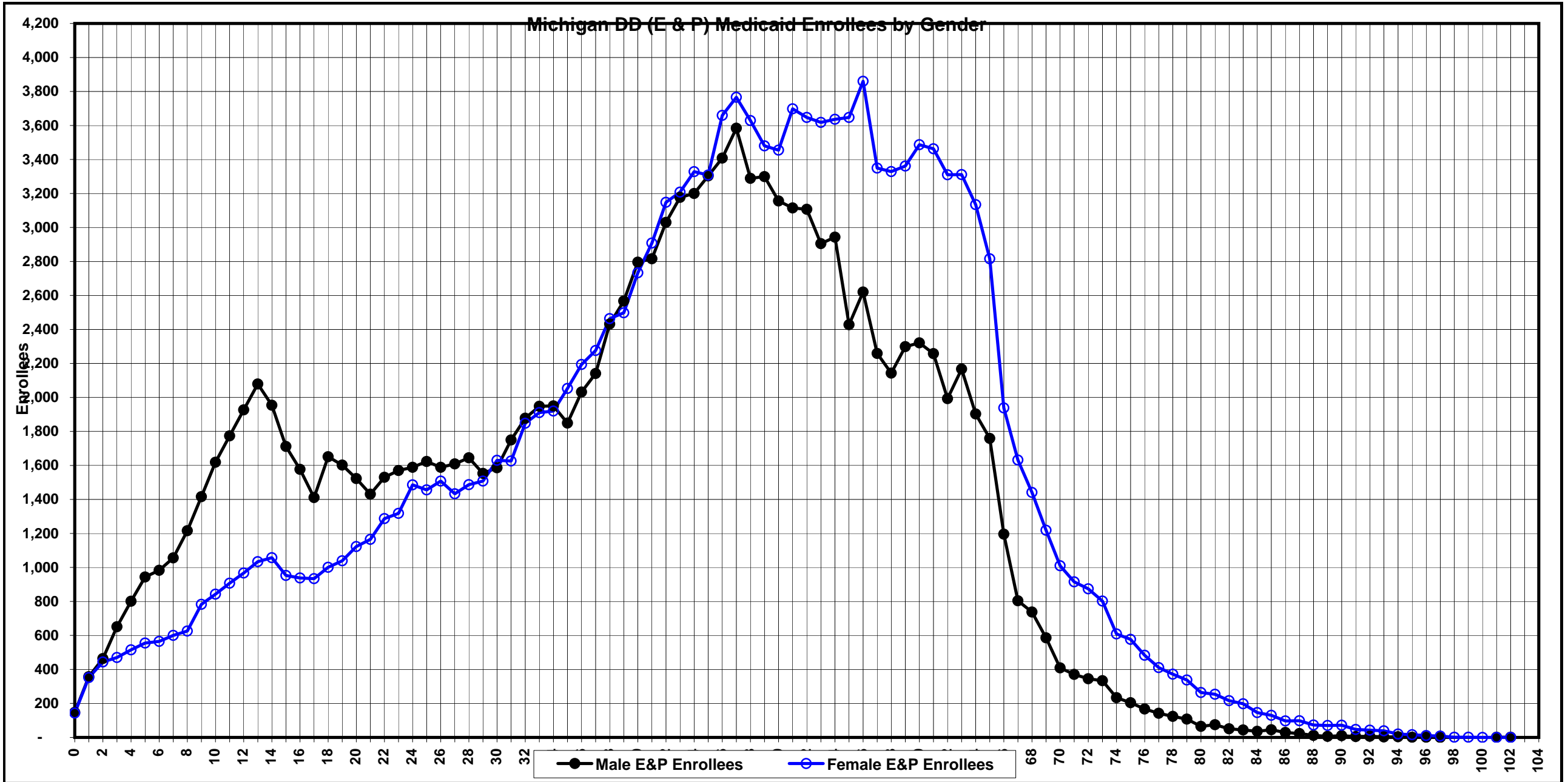
2003-10



2003-10

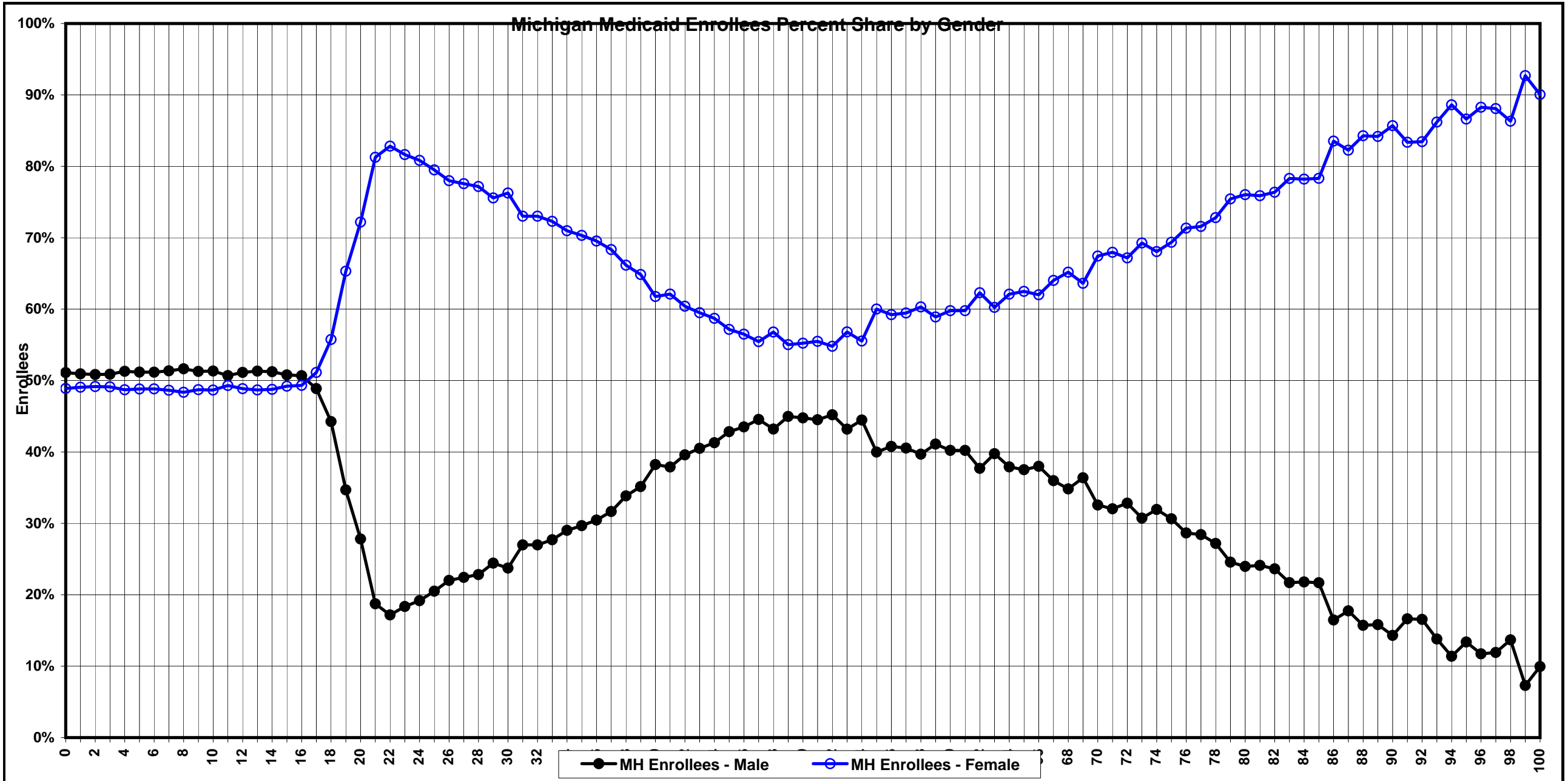


2003-10

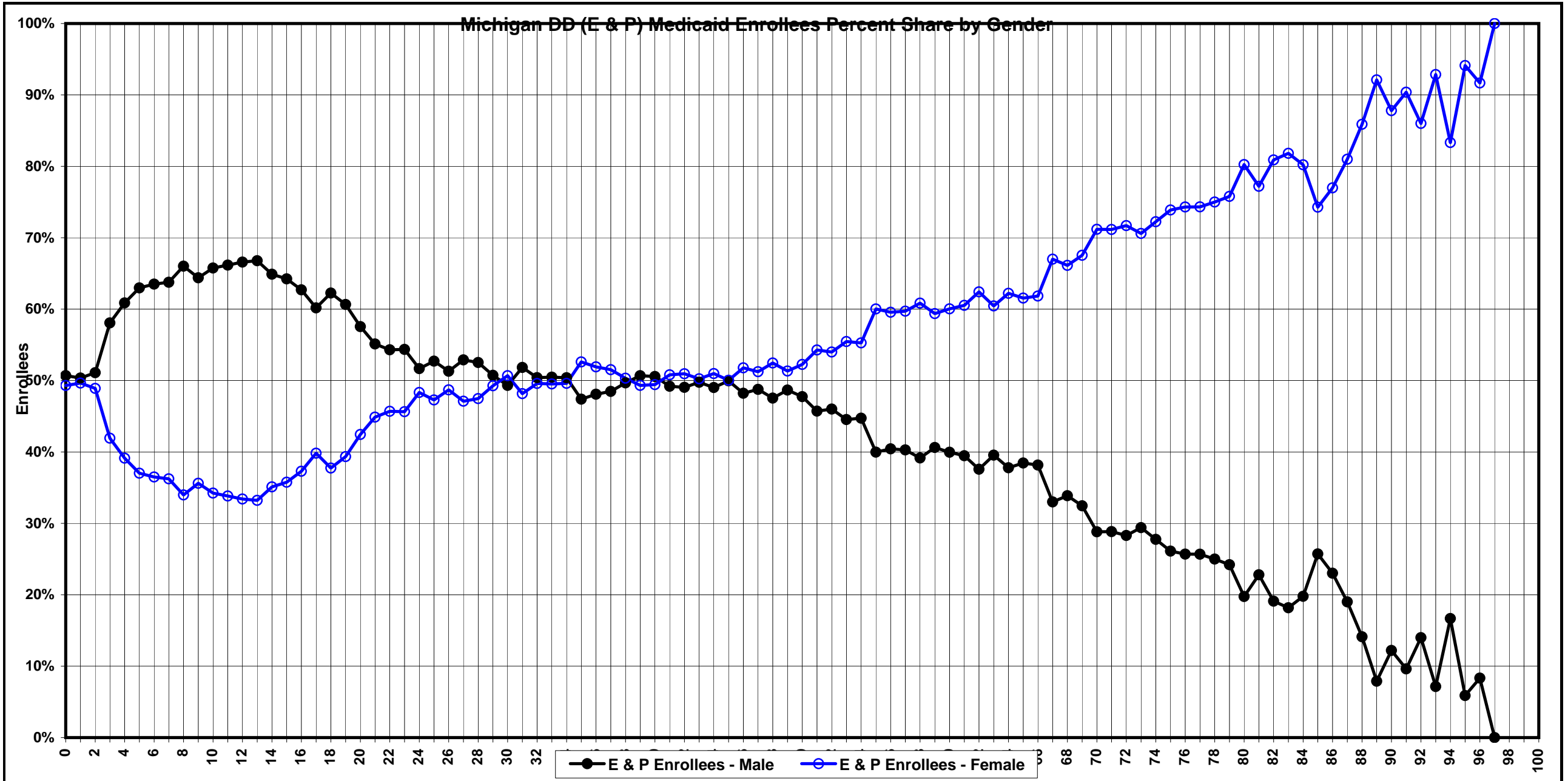




2003-10



2003-10



MA Trends - Population - Age Group - by Gender

2003-10

MA Capitation DMB Report: 75a2a - Pop - Age Group by Gender by PaymentMonth - M

75a2b - Pop - Age Group by Gender by PaymentMonth - F

|       |         | Male - by Age Group (MH and DD Combined) |         |         |         |         |        | Female - by Age Group (MH and DD Combined) |         |         |         |         |        |
|-------|---------|--|---------|---------|---------|---------|--------|--|---------|---------|---------|---------|--------|
| Month |         | 0 - 17                                   | 18 - 25 | 26 - 39 | 40 - 49 | 50 - 64 | 65+    | 0 - 17                                     | 18 - 25 | 26 - 39 | 40 - 49 | 50 - 64 | 65+    |
| 1     | 1998-10 | 309,103                                  | 26,470  | 45,728  | 31,958  | 26,882  | 26,119 | 294,955                                    | 87,341  | 121,354 | 48,155  | 43,143  | 79,480 |
| 2     | 1998-11 | 307,822                                  | 26,211  | 45,172  | 31,833  | 26,906  | 26,215 | 293,682                                    | 86,115  | 119,594 | 47,907  | 43,272  | 79,617 |
| 3     | 1998-12 | 305,648                                  | 26,249  | 44,912  | 31,951  | 27,106  | 26,413 | 291,801                                    | 84,967  | 118,482 | 47,939  | 43,489  | 79,799 |
| 4     | 1999-01 | 309,350                                  | 26,852  | 45,290  | 32,281  | 27,476  | 26,857 | 295,356                                    | 86,044  | 119,301 | 48,310  | 43,780  | 80,476 |
| 5     | 1999-02 | 309,404                                  | 26,939  | 45,040  | 32,323  | 27,620  | 26,851 | 295,482                                    | 85,770  | 118,119 | 48,298  | 43,982  | 80,338 |
| 6     | 1999-03 | 311,575                                  | 27,005  | 44,816  | 32,442  | 27,780  | 26,994 | 297,102                                    | 85,873  | 117,455 | 48,416  | 44,268  | 80,577 |
| 7     | 1999-04 | 309,475                                  | 26,762  | 44,154  | 32,235  | 27,788  | 26,961 | 295,340                                    | 84,130  | 114,863 | 47,992  | 44,242  | 80,469 |
| 8     | 1999-05 | 309,626                                  | 26,729  | 43,716  | 32,299  | 27,910  | 26,912 | 295,442                                    | 83,401  | 113,544 | 47,860  | 44,304  | 80,235 |
| 9     | 1999-06 | 310,821                                  | 26,726  | 43,549  | 32,437  | 28,108  | 27,039 | 296,564                                    | 83,166  | 112,850 | 47,993  | 44,431  | 80,353 |
| 10    | 1999-07 | 311,178                                  | 26,664  | 43,309  | 32,486  | 28,235  | 27,207 | 296,766                                    | 82,510  | 112,079 | 47,846  | 44,582  | 80,770 |
| 11    | 1999-08 | 311,700                                  | 26,542  | 43,272  | 32,633  | 28,424  | 27,367 | 297,503                                    | 82,225  | 111,406 | 47,943  | 44,726  | 80,972 |
| 12    | 1999-09 | 312,317                                  | 26,539  | 43,083  | 32,705  | 28,544  | 27,511 | 298,373                                    | 82,051  | 110,769 | 47,994  | 44,866  | 81,368 |
| 13    | 1999-10 | 310,795                                  | 26,294  | 42,810  | 32,743  | 28,586  | 27,694 | 296,969                                    | 80,859  | 109,438 | 47,913  | 45,028  | 81,632 |
| 14    | 1999-11 | 309,192                                  | 26,049  | 42,283  | 32,668  | 28,566  | 27,625 | 295,478                                    | 80,235  | 108,275 | 47,700  | 45,082  | 81,255 |
| 15    | 1999-12 | 308,943                                  | 26,237  | 42,192  | 32,818  | 28,656  | 27,644 | 294,893                                    | 80,083  | 107,877 | 47,808  | 45,173  | 81,187 |
| 16    | 2000-01 | 307,776                                  | 26,317  | 42,209  | 32,874  | 28,784  | 27,715 | 294,189                                    | 79,941  | 107,266 | 47,738  | 45,243  | 81,400 |
| 17    | 2000-02 | 309,004                                  | 26,613  | 42,556  | 33,120  | 28,936  | 27,703 | 295,653                                    | 80,749  | 107,698 | 48,068  | 45,449  | 81,352 |
| 18    | 2000-03 | 308,947                                  | 26,816  | 42,477  | 33,257  | 29,054  | 27,666 | 295,498                                    | 80,955  | 107,208 | 48,131  | 45,511  | 81,095 |
| 19    | 2000-04 | 308,755                                  | 26,796  | 42,501  | 33,344  | 29,105  | 27,636 | 295,196                                    | 81,059  | 106,928 | 48,079  | 45,582  | 80,746 |
| 20    | 2000-05 | 308,623                                  | 26,708  | 42,256  | 33,337  | 29,280  | 27,658 | 295,347                                    | 81,107  | 106,642 | 47,997  | 45,732  | 80,708 |
| 21    | 2000-06 | 310,116                                  | 26,901  | 42,478  | 33,708  | 29,534  | 27,867 | 296,707                                    | 82,095  | 107,302 | 48,327  | 45,926  | 81,016 |
| 22    | 2000-07 | 309,016                                  | 26,536  | 42,427  | 33,751  | 29,726  | 27,902 | 295,630                                    | 81,803  | 107,000 | 48,344  | 46,037  | 81,027 |
| 23    | 2000-08 | 311,849                                  | 26,835  | 42,668  | 34,056  | 29,910  | 28,105 | 298,436                                    | 82,974  | 108,088 | 48,717  | 46,377  | 81,333 |
| 24    | 2000-09 | 312,661                                  | 26,838  | 42,726  | 34,141  | 29,979  | 28,183 | 299,466                                    | 83,306  | 108,318 | 48,903  | 46,534  | 81,470 |
| 25    | 2000-10 | 314,605                                  | 26,917  | 42,877  | 34,349  | 30,202  | 28,194 | 301,221                                    | 83,762  | 108,456 | 49,065  | 46,749  | 81,506 |
| 26    | 2000-11 | 317,481                                  | 27,163  | 42,874  | 34,387  | 30,287  | 28,225 | 304,099                                    | 84,272  | 108,615 | 49,154  | 46,858  | 81,535 |
| 27    | 2000-12 | 317,425                                  | 27,087  | 42,272  | 34,174  | 30,216  | 28,149 | 304,046                                    | 82,985  | 107,038 | 48,868  | 46,855  | 81,239 |
| 28    | 2001-01 | 322,113                                  | 26,113  | 37,953  | 31,801  | 28,612  | 27,567 | 308,529                                    | 80,514  | 98,077  | 45,386  | 45,273  | 80,543 |
| 29    | 2001-02 | 323,046                                  | 26,282  | 37,946  | 31,898  | 28,615  | 27,445 | 309,166                                    | 80,633  | 98,009  | 45,494  | 45,382  | 80,126 |
| 30    | 2001-03 | 318,926                                  | 26,476  | 37,652  | 31,755  | 28,598  | 27,293 | 304,658                                    | 79,446  | 96,450  | 45,171  | 45,342  | 79,500 |

MA Trends - Population - Age Group - by Gender

2003-10

MA Capitation DMB Report: 75a2a - Pop - Age Group by Gender by PaymentMonth - M

75a2b - Pop - Age Group by Gender by PaymentMonth - F

|       |         | Male - by Age Group (MH and DD Combined) |         |         |         |         |        | Female - by Age Group (MH and DD Combined) |         |         |         |         |        |
|-------|---------|--|---------|---------|---------|---------|--------|--|---------|---------|---------|---------|--------|
| Month |         | 0 - 17                                   | 18 - 25 | 26 - 39 | 40 - 49 | 50 - 64 | 65+    | 0 - 17                                     | 18 - 25 | 26 - 39 | 40 - 49 | 50 - 64 | 65+    |
| 31    | 2001-04 | 327,788                                  | 27,072  | 37,792  | 30,851  | 27,041  | 24,886 | 313,775                                    | 82,550  | 99,157  | 45,251  | 44,055  | 74,377 |
| 32    | 2001-05 | 330,807                                  | 27,422  | 38,129  | 31,008  | 27,271  | 24,958 | 316,570                                    | 83,239  | 99,873  | 45,611  | 44,230  | 74,442 |
| 33    | 2001-06 | 326,145                                  | 27,380  | 37,845  | 30,990  | 27,314  | 24,906 | 312,049                                    | 81,846  | 98,317  | 45,457  | 44,250  | 73,969 |
| 34    | 2001-07 | 330,397                                  | 27,671  | 38,239  | 31,141  | 27,434  | 24,747 | 315,483                                    | 82,783  | 99,364  | 45,784  | 44,455  | 73,591 |
| 35    | 2001-08 | 333,181                                  | 28,011  | 38,527  | 31,393  | 27,670  | 24,920 | 318,618                                    | 83,437  | 100,356 | 46,215  | 44,724  | 73,859 |
| 36    | 2001-09 | 333,819                                  | 28,192  | 38,507  | 31,454  | 27,774  | 24,769 | 319,157                                    | 83,782  | 100,681 | 46,458  | 44,767  | 73,232 |
| 37    | 2001-10 | 339,557                                  | 28,674  | 39,123  | 31,887  | 28,116  | 25,140 | 324,719                                    | 85,831  | 102,670 | 47,103  | 45,172  | 73,698 |
| 38    | 2001-11 | 340,064                                  | 28,957  | 39,305  | 32,121  | 28,483  | 25,223 | 325,067                                    | 85,827  | 103,090 | 47,440  | 45,488  | 73,813 |
| 39    | 2001-12 | 341,622                                  | 29,109  | 39,261  | 32,324  | 28,608  | 25,139 | 326,735                                    | 86,352  | 103,329 | 47,630  | 45,697  | 73,539 |
| 40    | 2002-01 | 350,651                                  | 30,410  | 40,321  | 32,887  | 29,022  | 25,457 | 335,343                                    | 90,292  | 107,022 | 48,514  | 46,116  | 74,144 |
| 41    | 2002-02 | 346,527                                  | 30,466  | 40,299  | 32,852  | 29,109  | 25,258 | 331,401                                    | 88,658  | 105,630 | 48,351  | 46,151  | 73,383 |
| 42    | 2002-03 | 347,617                                  | 30,943  | 40,609  | 33,120  | 29,334  | 25,357 | 332,395                                    | 89,290  | 106,317 | 48,653  | 46,492  | 73,425 |
| 43    | 2002-04 | 347,725                                  | 31,061  | 40,607  | 33,138  | 29,388  | 25,174 | 332,550                                    | 89,448  | 106,146 | 48,754  | 46,533  | 72,900 |
| 44    | 2002-05 | 350,027                                  | 31,281  | 40,673  | 33,305  | 29,569  | 25,201 | 334,988                                    | 89,977  | 106,509 | 48,965  | 46,826  | 72,980 |
| 45    | 2002-06 | 352,867                                  | 31,696  | 40,638  | 33,462  | 29,711  | 25,223 | 337,493                                    | 90,291  | 106,776 | 49,123  | 47,139  | 72,880 |
| 46    | 2002-07 | 356,155                                  | 31,833  | 40,754  | 33,636  | 29,885  | 25,317 | 340,863                                    | 90,561  | 107,639 | 49,461  | 47,256  | 72,778 |
| 47    | 2002-08 | 357,440                                  | 32,017  | 40,934  | 33,790  | 30,163  | 25,357 | 342,405                                    | 90,755  | 108,090 | 49,723  | 47,521  | 72,892 |
| 48    | 2002-09 | 358,310                                  | 32,149  | 40,924  | 33,804  | 30,285  | 25,219 | 342,699                                    | 90,801  | 108,250 | 49,874  | 47,795  | 72,601 |
| 49    | 2002-10 | 363,649                                  | 32,722  | 41,536  | 34,174  | 30,608  | 25,497 | 348,377                                    | 92,614  | 110,377 | 50,512  | 48,161  | 73,250 |
| 50    | 2002-11 | 362,584                                  | 32,679  | 41,457  | 34,300  | 30,691  | 25,545 | 347,328                                    | 92,190  | 110,119 | 50,510  | 48,227  | 73,272 |
| 51    | 2002-12 | 367,750                                  | 33,276  | 41,986  | 34,660  | 30,983  | 25,673 | 352,567                                    | 93,800  | 111,910 | 51,212  | 48,535  | 73,332 |
| 52    | 2003-01 | 372,640                                  | 34,262  | 42,755  | 35,179  | 31,348  | 25,819 | 357,227                                    | 95,686  | 113,967 | 51,737  | 48,966  | 73,669 |
| 53    | 2003-02 | 368,216                                  | 34,078  | 42,242  | 34,935  | 31,214  | 25,382 | 353,173                                    | 94,496  | 112,515 | 51,426  | 48,863  | 72,527 |
| 54    | 2003-03 | 369,754                                  | 34,485  | 42,420  | 35,104  | 31,405  | 25,460 | 355,124                                    | 95,253  | 113,040 | 51,644  | 49,039  | 72,629 |
| 55    | 2003-04 | 371,902                                  | 34,813  | 42,556  | 35,209  | 31,502  | 25,427 | 356,664                                    | 95,581  | 113,245 | 51,704  | 49,122  | 72,378 |
| 56    | 2003-05 | 373,701                                  | 35,109  | 42,656  | 35,234  | 31,572  | 25,548 | 358,317                                    | 96,002  | 113,779 | 51,993  | 49,215  | 72,614 |
| 57    | 2003-06 | 378,734                                  | 35,678  | 42,905  | 35,476  | 31,775  | 25,700 | 362,994                                    | 97,150  | 115,264 | 52,446  | 49,385  | 72,846 |
| 58    | 2003-07 | 381,910                                  | 35,996  | 43,047  | 35,646  | 31,868  | 25,748 | 366,228                                    | 97,896  | 116,588 | 52,844  | 49,553  | 72,759 |
| 59    | 2003-08 | 380,154                                  | 36,093  | 42,977  | 35,703  | 31,895  | 25,827 | 365,136                                    | 97,342  | 116,546 | 53,046  | 49,721  | 73,029 |
| 60    | 2003-09 | 378,568                                  | 36,308  | 43,012  | 35,675  | 31,893  | 25,735 | 363,237                                    | 96,423  | 116,448 | 53,171  | 49,633  | 72,707 |

MA Trends - Population - Age Group - by Gender

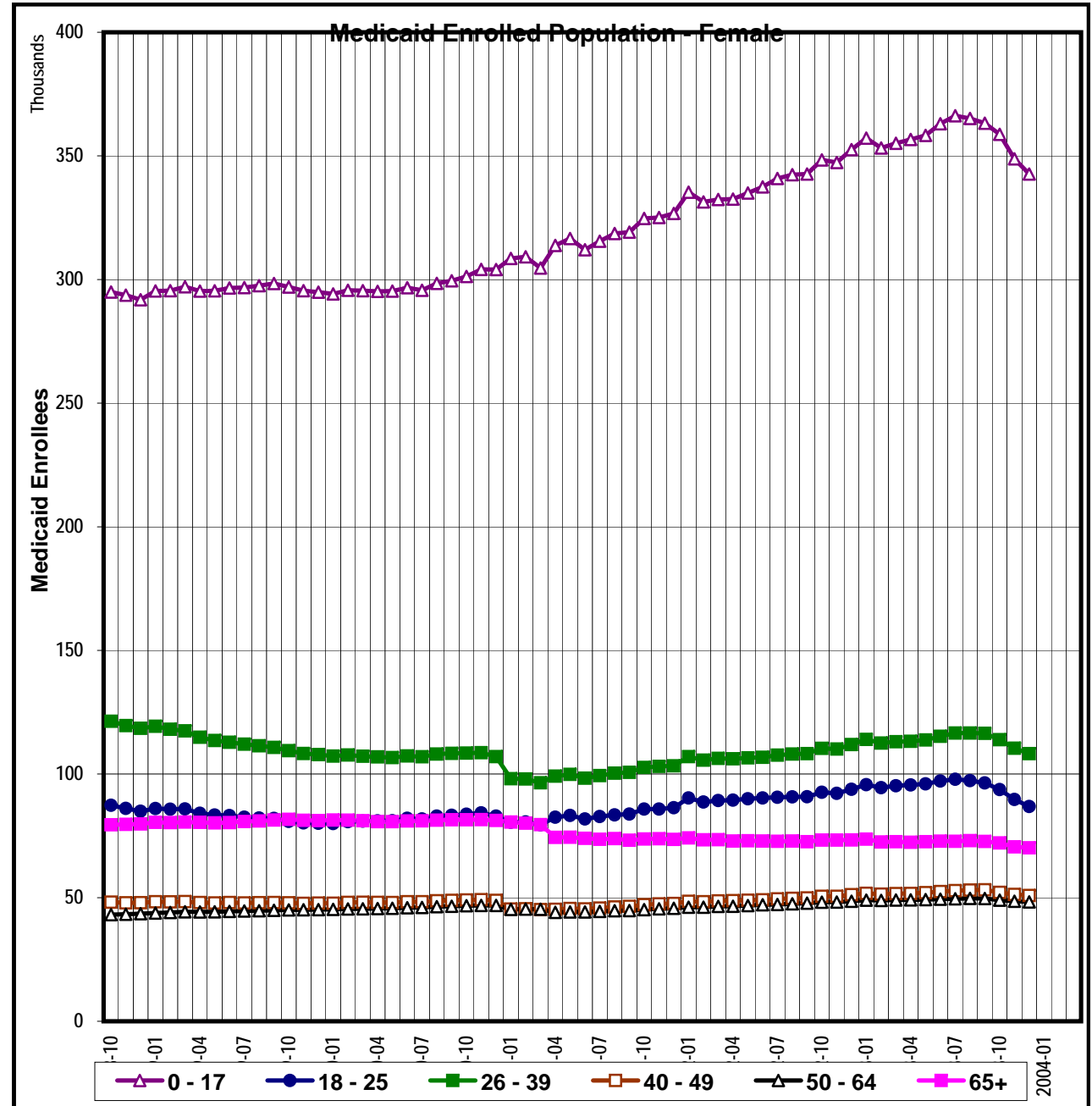
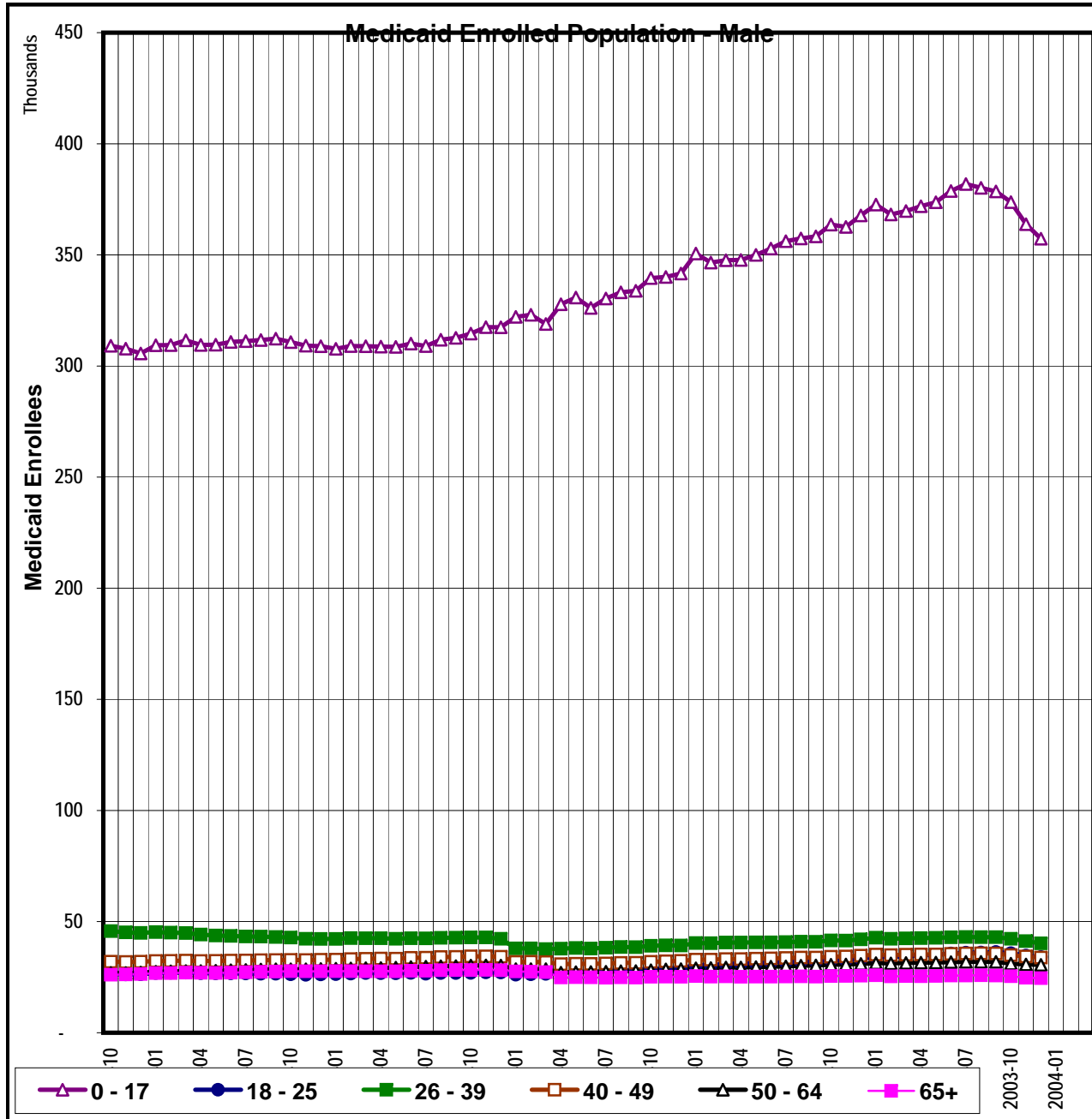
2003-10

MA Capitation DMB Report: 75a2a - Pop - Age Group by Gender by PaymentMonth - M

75a2b - Pop - Age Group by Gender by PaymentMonth - F

|       |         | Male - by Age Group (MH and DD Combined) |         |         |         |         |        | Female - by Age Group (MH and DD Combined) |         |         |         |         |        |
|-------|---------|--|---------|---------|---------|---------|--------|--|---------|---------|---------|---------|--------|
| Month |         | 0 - 17                                   | 18 - 25 | 26 - 39 | 40 - 49 | 50 - 64 | 65+    | 0 - 17                                     | 18 - 25 | 26 - 39 | 40 - 49 | 50 - 64 | 65+    |
| 61    | 2003-10 | 373,779                                  | 35,761  | 42,225  | 34,940  | 31,090  | 25,409 | 358,731                                    | 93,734  | 113,858 | 52,117  | 48,994  | 72,139 |
| 62    | 2003-11 | 363,846                                  | 34,749  | 41,176  | 34,317  | 30,704  | 24,739 | 348,836                                    | 89,727  | 110,414 | 51,304  | 48,546  | 70,528 |
| 63    | 2003-12 | 357,300                                  | 34,043  | 40,229  | 33,789  | 30,527  | 24,579 | 342,657                                    | 86,834  | 108,230 | 50,858  | 48,259  | 70,148 |
| 64    | 2004-01 |  |         |         |         |         |        |  |         |         |         |         |        |
| 65    | 2004-02 |  |         |         |         |         |        |  |         |         |         |         |        |
| 66    | 2004-03 |  |         |         |         |         |        |  |         |         |         |         |        |
| 67    | 2004-04 |  |         |         |         |         |        |  |         |         |         |         |        |
| 68    | 2004-05 |  |         |         |         |         |        |  |         |         |         |         |        |
| 69    | 2004-06 |  |         |         |         |         |        |  |         |         |         |         |        |
| 70    | 2004-07 |  |         |         |         |         |        |  |         |         |         |         |        |
| 71    | 2004-08 |  |         |         |         |         |        |  |         |         |         |         |        |
| 72    | 2004-09 |  |         |         |         |         |        |  |         |         |         |         |        |
| 73    | 2004-10 |  |         |         |         |         |        |  |         |         |         |         |        |
| 74    | 2004-11 |  |         |         |         |         |        |  |         |         |         |         |        |
| 75    | 2004-12 |  |         |         |         |         |        |  |         |         |         |         |        |
| 76    | 2005-01 |  |         |         |         |         |        |  |         |         |         |         |        |
| 77    | 2005-02 |  |         |         |         |         |        |  |         |         |         |         |        |
| 78    | 2005-03 |  |         |         |         |         |        |  |         |         |         |         |        |
| 79    | 2005-04 |  |         |         |         |         |        |  |         |         |         |         |        |
| 80    | 2005-05 |  |         |         |         |         |        |  |         |         |         |         |        |
| 81    | 2005-06 |  |         |         |         |         |        |  |         |         |         |         |        |
| 82    | 2005-07 |  |         |         |         |         |        |  |         |         |         |         |        |
| 83    | 2005-08 |  |         |         |         |         |        |  |         |         |         |         |        |
| 84    | 2005-09 |  |         |         |         |         |        |  |         |         |         |         |        |

2003-10



MA Trends - Revenue - by Age Group - by Gender

3-Dec-2003 00:47

2003-10

MA Capitation DMB Report: 76a2a - Rev - Age Group by Gender by PaymentMonth - M

76a2b - Rev - Age Group by Gender by PaymentMonth - F

| Month   | Male - by Age Group (MH and DD Combined) |              |               |               |              |              | Female - by Age Group (MH and DD Combined) |              |               |               |               |              |
|---------|--|--------------|---------------|---------------|--------------|--------------|--|--------------|---------------|---------------|---------------|--------------|
|         | 0 - 17                                   | 18 - 25      | 26 - 39       | 40 - 49       | 50 - 64      | 65+          | 0 - 17                                     | 18 - 25      | 26 - 39       | 40 - 49       | 50 - 64       | 65+          |
| 1998-10 | \$ 3,586,450                             | \$ 3,172,137 | \$ 16,207,844 | \$ 13,305,427 | \$ 6,833,378 | \$ 1,609,239 | \$ 2,822,131                               | \$ 2,895,156 | \$ 15,310,796 | \$ 14,346,732 | \$ 10,893,211 | \$ 4,220,788 |
| 1998-11 | \$ 3,574,350                             | \$ 3,153,104 | \$ 16,166,559 | \$ 13,349,282 | \$ 6,863,436 | \$ 1,618,366 | \$ 2,813,862                               | \$ 2,871,532 | \$ 15,283,905 | \$ 14,381,812 | \$ 10,946,108 | \$ 4,230,108 |
| 1998-12 | \$ 3,561,157                             | \$ 3,143,100 | \$ 16,099,418 | \$ 13,395,377 | \$ 6,930,111 | \$ 1,628,512 | \$ 2,800,350                               | \$ 2,856,252 | \$ 15,258,069 | \$ 14,420,676 | \$ 11,009,718 | \$ 4,234,776 |
| 1999-01 | \$ 3,576,469                             | \$ 3,161,616 | \$ 16,110,208 | \$ 13,518,291 | \$ 7,021,530 | \$ 1,651,203 | \$ 2,817,762                               | \$ 2,868,355 | \$ 15,287,593 | \$ 14,496,655 | \$ 11,085,788 | \$ 4,267,063 |
| 1999-02 | \$ 3,572,060                             | \$ 3,149,858 | \$ 16,076,628 | \$ 13,573,067 | \$ 7,059,620 | \$ 1,651,316 | \$ 2,813,949                               | \$ 2,860,411 | \$ 15,266,333 | \$ 14,539,852 | \$ 11,145,469 | \$ 4,268,990 |
| 1999-03 | \$ 3,577,762                             | \$ 3,122,565 | \$ 16,000,799 | \$ 13,625,999 | \$ 7,099,247 | \$ 1,658,710 | \$ 2,821,362                               | \$ 2,845,384 | \$ 15,252,056 | \$ 14,611,857 | \$ 11,218,144 | \$ 4,293,501 |
| 1999-04 | \$ 3,558,563                             | \$ 3,121,748 | \$ 15,953,189 | \$ 13,642,180 | \$ 7,108,594 | \$ 1,661,739 | \$ 2,807,906                               | \$ 2,821,361 | \$ 15,253,971 | \$ 14,630,884 | \$ 11,238,072 | \$ 4,300,679 |
| 1999-05 | \$ 3,561,305                             | \$ 3,109,234 | \$ 15,887,930 | \$ 13,703,179 | \$ 7,150,066 | \$ 1,655,842 | \$ 2,808,894                               | \$ 2,814,289 | \$ 15,250,334 | \$ 14,665,301 | \$ 11,259,483 | \$ 4,289,722 |
| 1999-06 | \$ 3,559,522                             | \$ 3,082,264 | \$ 15,771,925 | \$ 13,733,172 | \$ 7,183,357 | \$ 1,665,723 | \$ 2,811,721                               | \$ 2,810,449 | \$ 15,204,498 | \$ 14,752,039 | \$ 11,293,573 | \$ 4,296,359 |
| 1999-07 | \$ 3,558,810                             | \$ 3,086,231 | \$ 15,714,630 | \$ 13,782,739 | \$ 7,212,500 | \$ 1,682,854 | \$ 2,812,730                               | \$ 2,806,167 | \$ 15,186,746 | \$ 14,769,012 | \$ 11,327,268 | \$ 4,322,365 |
| 1999-08 | \$ 3,550,885                             | \$ 3,088,001 | \$ 15,747,474 | \$ 13,884,921 | \$ 7,271,321 | \$ 1,691,444 | \$ 2,812,302                               | \$ 2,809,992 | \$ 15,201,428 | \$ 14,846,044 | \$ 11,372,659 | \$ 4,343,727 |
| 1999-09 | \$ 3,550,373                             | \$ 3,077,934 | \$ 15,663,021 | \$ 13,921,803 | \$ 7,298,980 | \$ 1,699,153 | \$ 2,817,127                               | \$ 2,805,872 | \$ 15,175,120 | \$ 14,875,657 | \$ 11,412,903 | \$ 4,364,180 |
| 1999-10 | \$ 3,535,659                             | \$ 3,053,009 | \$ 15,620,453 | \$ 13,987,222 | \$ 7,315,863 | \$ 1,711,037 | \$ 2,807,861                               | \$ 2,786,110 | \$ 15,134,122 | \$ 14,958,479 | \$ 11,463,195 | \$ 4,375,294 |
| 1999-11 | \$ 3,527,720                             | \$ 3,074,836 | \$ 15,794,979 | \$ 14,234,579 | \$ 7,426,032 | \$ 1,736,840 | \$ 2,799,387                               | \$ 2,796,278 | \$ 15,331,577 | \$ 15,207,848 | \$ 11,654,617 | \$ 4,429,678 |
| 1999-12 | \$ 3,531,928                             | \$ 3,072,744 | \$ 15,761,704 | \$ 14,291,121 | \$ 7,449,342 | \$ 1,738,523 | \$ 2,797,621                               | \$ 2,799,816 | \$ 15,301,962 | \$ 15,249,051 | \$ 11,679,926 | \$ 4,431,667 |
| 2000-01 | \$ 3,513,352                             | \$ 3,049,608 | \$ 15,716,846 | \$ 14,318,743 | \$ 7,483,307 | \$ 1,745,305 | \$ 2,790,552                               | \$ 2,790,094 | \$ 15,274,083 | \$ 15,254,782 | \$ 11,701,260 | \$ 4,443,644 |
| 2000-02 | \$ 3,501,640                             | \$ 3,048,817 | \$ 15,709,468 | \$ 14,396,755 | \$ 7,513,320 | \$ 1,746,724 | \$ 2,789,463                               | \$ 2,796,048 | \$ 15,267,312 | \$ 15,285,969 | \$ 11,748,125 | \$ 4,443,503 |
| 2000-03 | \$ 3,497,539                             | \$ 3,038,767 | \$ 15,615,873 | \$ 14,442,530 | \$ 7,537,734 | \$ 1,752,473 | \$ 2,787,133                               | \$ 2,792,551 | \$ 15,259,213 | \$ 15,340,038 | \$ 11,762,698 | \$ 4,452,039 |
| 2000-04 | \$ 3,495,146                             | \$ 3,025,762 | \$ 15,592,067 | \$ 14,444,585 | \$ 7,557,342 | \$ 1,748,993 | \$ 2,782,457                               | \$ 2,793,224 | \$ 15,209,579 | \$ 15,352,238 | \$ 11,783,288 | \$ 4,441,057 |
| 2000-05 | \$ 3,482,263                             | \$ 3,017,181 | \$ 15,525,951 | \$ 14,465,781 | \$ 7,594,363 | \$ 1,752,563 | \$ 2,779,050                               | \$ 2,788,193 | \$ 15,196,129 | \$ 15,350,117 | \$ 11,821,544 | \$ 4,445,036 |
| 2000-06 | \$ 3,490,419                             | \$ 3,017,635 | \$ 15,459,410 | \$ 14,532,716 | \$ 7,639,922 | \$ 1,770,693 | \$ 2,789,803                               | \$ 2,795,662 | \$ 15,209,013 | \$ 15,369,060 | \$ 11,858,503 | \$ 4,462,782 |
| 2000-07 | \$ 3,475,660                             | \$ 2,995,502 | \$ 15,372,197 | \$ 14,523,627 | \$ 7,675,839 | \$ 1,777,251 | \$ 2,781,368                               | \$ 2,785,997 | \$ 15,190,525 | \$ 15,395,467 | \$ 11,870,638 | \$ 4,472,416 |
| 2000-08 | \$ 3,484,923                             | \$ 2,993,862 | \$ 15,319,300 | \$ 14,569,596 | \$ 7,712,069 | \$ 1,793,802 | \$ 2,795,489                               | \$ 2,795,171 | \$ 15,170,068 | \$ 15,454,571 | \$ 11,930,211 | \$ 4,487,958 |
| 2000-09 | \$ 3,481,887                             | \$ 2,980,079 | \$ 15,238,639 | \$ 14,597,595 | \$ 7,719,389 | \$ 1,803,995 | \$ 2,798,941                               | \$ 2,789,179 | \$ 15,135,970 | \$ 15,507,814 | \$ 11,952,405 | \$ 4,498,697 |
| 2000-10 | \$ 3,485,359                             | \$ 2,975,492 | \$ 15,203,724 | \$ 14,655,333 | \$ 7,755,312 | \$ 1,806,151 | \$ 2,800,222                               | \$ 2,793,605 | \$ 15,123,648 | \$ 15,550,656 | \$ 11,994,436 | \$ 4,495,315 |
| 2000-11 | \$ 3,486,416                             | \$ 2,972,938 | \$ 15,107,360 | \$ 14,635,576 | \$ 7,750,815 | \$ 1,811,062 | \$ 2,804,806                               | \$ 2,781,018 | \$ 15,105,727 | \$ 15,572,586 | \$ 12,000,820 | \$ 4,497,072 |
| 2000-12 | \$ 3,463,671                             | \$ 2,951,237 | \$ 14,980,410 | \$ 14,559,448 | \$ 7,710,370 | \$ 1,811,199 | \$ 2,785,655                               | \$ 2,744,971 | \$ 14,998,664 | \$ 15,554,294 | \$ 11,970,228 | \$ 4,489,513 |
| 2001-01 | \$ 3,432,677                             | \$ 2,900,106 | \$ 14,741,325 | \$ 14,189,798 | \$ 7,354,392 | \$ 1,776,618 | \$ 2,755,268                               | \$ 2,665,186 | \$ 14,789,296 | \$ 15,345,949 | \$ 11,644,043 | \$ 4,443,444 |
| 2001-02 | \$ 3,380,118                             | \$ 2,862,359 | \$ 14,519,964 | \$ 14,067,642 | \$ 7,278,910 | \$ 1,761,053 | \$ 2,706,051                               | \$ 2,624,183 | \$ 14,648,920 | \$ 15,265,580 | \$ 11,577,041 | \$ 4,415,081 |
| 2001-03 | \$ 3,262,750                             | \$ 2,805,197 | \$ 14,201,826 | \$ 13,816,293 | \$ 7,154,364 | \$ 1,741,572 | \$ 2,600,376                               | \$ 2,545,157 | \$ 14,398,637 | \$ 15,080,015 | \$ 11,428,803 | \$ 4,376,102 |

MA Trends - Revenue - by Age Group - by Gender

3-Dec-2003 00:47

2003-10

MA Capitation DMB Report: 76a2a - Rev - Age Group by Gender by PaymentMonth - M

76a2b - Rev - Age Group by Gender by PaymentMonth - F

|       |         | Male - by Age Group (MH and DD Combined) |              |               |               |              |              | Female - by Age Group (MH and DD Combined) |              |               |               |               |              |
|-------|---------|--|--------------|---------------|---------------|--------------|--------------|--|--------------|---------------|---------------|---------------|--------------|
| Month |         | 0 - 17                                   | 18 - 25      | 26 - 39       | 40 - 49       | 50 - 64      | 65+          | 0 - 17                                     | 18 - 25      | 26 - 39       | 40 - 49       | 50 - 64       | 65+          |
| 31    | 2001-04 | \$ 3,572,656                             | \$ 3,045,818 | \$ 14,847,363 | \$ 14,350,683 | \$ 7,405,215 | \$ 1,743,669 | \$ 2,863,865                               | \$ 2,819,228 | \$ 15,325,201 | \$ 16,162,586 | \$ 12,295,042 | \$ 4,518,239 |
| 32    | 2001-05 | \$ 3,580,136                             | \$ 3,050,818 | \$ 14,799,942 | \$ 14,374,319 | \$ 7,461,155 | \$ 1,745,600 | \$ 2,869,974                               | \$ 2,819,310 | \$ 15,296,785 | \$ 16,212,275 | \$ 12,344,079 | \$ 4,518,484 |
| 33    | 2001-06 | \$ 3,570,208                             | \$ 3,046,240 | \$ 14,750,845 | \$ 14,385,917 | \$ 7,490,260 | \$ 1,754,049 | \$ 2,871,724                               | \$ 2,829,490 | \$ 15,279,372 | \$ 16,238,364 | \$ 12,379,825 | \$ 4,524,663 |
| 34    | 2001-07 | \$ 3,599,126                             | \$ 3,068,300 | \$ 14,787,889 | \$ 14,410,485 | \$ 7,528,364 | \$ 1,759,886 | \$ 2,888,159                               | \$ 2,838,796 | \$ 15,315,870 | \$ 16,268,740 | \$ 12,444,517 | \$ 4,520,300 |
| 35    | 2001-08 | \$ 3,603,185                             | \$ 3,058,634 | \$ 14,776,506 | \$ 14,433,918 | \$ 7,569,556 | \$ 1,766,636 | \$ 2,894,404                               | \$ 2,842,745 | \$ 15,303,461 | \$ 16,355,330 | \$ 12,472,599 | \$ 4,529,818 |
| 36    | 2001-09 | \$ 3,613,877                             | \$ 3,082,484 | \$ 14,763,384 | \$ 14,491,323 | \$ 7,619,038 | \$ 1,762,712 | \$ 2,905,409                               | \$ 2,861,489 | \$ 15,329,211 | \$ 16,429,036 | \$ 12,543,663 | \$ 4,515,513 |
| 37    | 2001-10 | \$ 3,633,774                             | \$ 3,094,553 | \$ 14,731,953 | \$ 14,537,477 | \$ 7,664,914 | \$ 1,768,119 | \$ 2,922,036                               | \$ 2,868,391 | \$ 15,329,388 | \$ 16,491,892 | \$ 12,610,418 | \$ 4,531,544 |
| 38    | 2001-11 | \$ 3,630,584                             | \$ 3,100,841 | \$ 14,664,471 | \$ 14,524,534 | \$ 7,707,325 | \$ 1,772,528 | \$ 2,921,089                               | \$ 2,872,145 | \$ 15,280,851 | \$ 16,515,181 | \$ 12,647,474 | \$ 4,517,690 |
| 39    | 2001-12 | \$ 3,656,414                             | \$ 3,116,161 | \$ 14,713,656 | \$ 14,609,690 | \$ 7,772,864 | \$ 1,773,501 | \$ 2,945,323                               | \$ 2,905,497 | \$ 15,328,764 | \$ 16,613,371 | \$ 12,739,017 | \$ 4,513,571 |
| 40    | 2002-01 | \$ 3,702,741                             | \$ 3,153,077 | \$ 14,675,247 | \$ 14,661,418 | \$ 7,830,060 | \$ 1,781,501 | \$ 2,985,070                               | \$ 2,935,977 | \$ 15,333,613 | \$ 16,671,936 | \$ 12,778,958 | \$ 4,525,766 |
| 41    | 2002-02 | \$ 3,681,650                             | \$ 3,158,884 | \$ 14,637,385 | \$ 14,659,819 | \$ 7,839,202 | \$ 1,777,917 | \$ 2,969,507                               | \$ 2,931,313 | \$ 15,278,009 | \$ 16,682,099 | \$ 12,800,952 | \$ 4,514,061 |
| 42    | 2002-03 | \$ 3,696,789                             | \$ 3,191,626 | \$ 14,732,847 | \$ 14,810,518 | \$ 7,937,577 | \$ 1,798,305 | \$ 2,981,578                               | \$ 2,968,145 | \$ 15,381,450 | \$ 16,787,082 | \$ 12,937,642 | \$ 4,559,191 |
| 43    | 2002-04 | \$ 3,718,448                             | \$ 3,220,865 | \$ 14,714,202 | \$ 14,896,755 | \$ 7,983,281 | \$ 1,785,876 | \$ 2,998,809                               | \$ 3,009,186 | \$ 15,437,445 | \$ 16,916,313 | \$ 13,012,977 | \$ 4,547,819 |
| 44    | 2002-05 | \$ 3,727,925                             | \$ 3,223,453 | \$ 14,726,357 | \$ 14,928,341 | \$ 8,029,882 | \$ 1,791,570 | \$ 3,005,725                               | \$ 3,015,455 | \$ 15,444,440 | \$ 17,007,019 | \$ 13,087,018 | \$ 4,543,545 |
| 45    | 2002-06 | \$ 3,739,988                             | \$ 3,241,421 | \$ 14,746,158 | \$ 14,985,366 | \$ 8,063,627 | \$ 1,790,128 | \$ 3,018,228                               | \$ 3,015,165 | \$ 15,476,585 | \$ 17,053,692 | \$ 13,166,070 | \$ 4,549,434 |
| 46    | 2002-07 | \$ 3,762,480                             | \$ 3,253,333 | \$ 14,772,711 | \$ 15,010,351 | \$ 8,079,136 | \$ 1,815,526 | \$ 3,038,023                               | \$ 3,030,042 | \$ 15,516,440 | \$ 17,143,072 | \$ 13,207,069 | \$ 4,578,397 |
| 47    | 2002-08 | \$ 3,742,507                             | \$ 3,245,301 | \$ 14,738,848 | \$ 14,991,255 | \$ 8,111,326 | \$ 1,814,857 | \$ 3,028,712                               | \$ 3,021,115 | \$ 15,465,954 | \$ 17,121,901 | \$ 13,246,218 | \$ 4,581,669 |
| 48    | 2002-09 | \$ 3,762,676                             | \$ 3,269,732 | \$ 14,741,960 | \$ 15,035,543 | \$ 8,192,266 | \$ 1,824,430 | \$ 3,041,090                               | \$ 3,036,278 | \$ 15,502,348 | \$ 17,195,444 | \$ 13,351,599 | \$ 4,581,105 |
| 49    | 2002-10 | \$ 3,784,995                             | \$ 3,278,904 | \$ 14,766,098 | \$ 15,138,279 | \$ 8,254,576 | \$ 1,836,734 | \$ 3,076,960                               | \$ 3,054,087 | \$ 15,516,076 | \$ 17,248,660 | \$ 13,435,804 | \$ 4,600,526 |
| 50    | 2002-11 | \$ 3,785,750                             | \$ 3,282,395 | \$ 14,728,138 | \$ 15,187,951 | \$ 8,287,946 | \$ 1,847,006 | \$ 3,079,086                               | \$ 3,061,660 | \$ 15,557,694 | \$ 17,281,177 | \$ 13,458,042 | \$ 4,607,481 |
| 51    | 2002-12 | \$ 3,822,208                             | \$ 3,318,141 | \$ 14,794,715 | \$ 15,262,213 | \$ 8,354,265 | \$ 1,860,603 | \$ 3,110,635                               | \$ 3,078,889 | \$ 15,602,176 | \$ 17,404,793 | \$ 13,543,847 | \$ 4,610,092 |
| 52    | 2003-01 | \$ 3,851,378                             | \$ 3,361,049 | \$ 14,890,991 | \$ 15,425,480 | \$ 8,459,584 | \$ 1,881,757 | \$ 3,136,741                               | \$ 3,100,427 | \$ 15,726,963 | \$ 17,537,892 | \$ 13,702,058 | \$ 4,657,456 |
| 53    | 2003-02 | \$ 3,857,356                             | \$ 3,387,137 | \$ 14,863,657 | \$ 15,427,470 | \$ 8,504,852 | \$ 1,875,454 | \$ 3,145,844                               | \$ 3,128,990 | \$ 15,800,646 | \$ 17,620,518 | \$ 13,751,021 | \$ 4,640,949 |
| 54    | 2003-03 | \$ 3,819,285                             | \$ 3,362,535 | \$ 14,720,847 | \$ 15,309,904 | \$ 8,454,103 | \$ 1,860,643 | \$ 3,128,990                               | \$ 3,126,243 | \$ 15,664,686 | \$ 17,449,741 | \$ 13,650,239 | \$ 4,596,774 |
| 55    | 2003-04 | \$ 3,827,049                             | \$ 3,392,590 | \$ 14,730,183 | \$ 15,409,856 | \$ 8,481,490 | \$ 1,867,668 | \$ 3,137,462                               | \$ 3,153,572 | \$ 15,711,561 | \$ 17,528,740 | \$ 13,687,685 | \$ 4,603,832 |
| 56    | 2003-05 | \$ 3,866,524                             | \$ 3,544,761 | \$ 15,403,719 | \$ 16,224,106 | \$ 8,918,155 | \$ 1,977,394 | \$ 3,161,922                               | \$ 3,265,818 | \$ 16,433,963 | \$ 18,452,212 | \$ 14,399,136 | \$ 4,857,527 |
| 57    | 2003-06 | \$ 3,890,595                             | \$ 3,565,846 | \$ 15,431,933 | \$ 16,297,936 | \$ 8,973,248 | \$ 1,990,413 | \$ 3,186,322                               | \$ 3,290,178 | \$ 16,466,684 | \$ 18,509,773 | \$ 14,440,839 | \$ 4,880,167 |
| 58    | 2003-07 | \$ 3,925,157                             | \$ 3,581,862 | \$ 15,444,065 | \$ 16,409,017 | \$ 9,040,342 | \$ 2,017,669 | \$ 3,216,552                               | \$ 3,307,823 | \$ 16,491,878 | \$ 18,557,653 | \$ 14,494,653 | \$ 4,916,215 |
| 59    | 2003-08 | \$ 3,917,761                             | \$ 3,587,105 | \$ 15,427,141 | \$ 16,423,281 | \$ 9,069,869 | \$ 2,034,795 | \$ 3,217,750                               | \$ 3,306,865 | \$ 16,490,714 | \$ 18,588,242 | \$ 14,556,802 | \$ 4,933,806 |
| 60    | 2003-09 | \$ 3,940,873                             | \$ 3,628,647 | \$ 15,432,120 | \$ 16,507,492 | \$ 9,147,314 | \$ 2,041,997 | \$ 3,232,199                               | \$ 3,332,143 | \$ 16,515,588 | \$ 18,727,823 | \$ 14,625,158 | \$ 4,932,922 |



MA Trends - Revenue - by Age Group - by Gender

3-Dec-2003 00:47

2003-10

MA Capitation DMB Report: 76a2a - Rev - Age Group by Gender by PaymentMonth - M

76a2b - Rev - Age Group by Gender by PaymentMonth - F

|       |         | Male - by Age Group (MH and DD Combined) |              |               |               |              |              | Female - by Age Group (MH and DD Combined) |              |               |               |               |              |
|-------|---------|--|--------------|---------------|---------------|--------------|--------------|--|--------------|---------------|---------------|---------------|--------------|
| Month |         | 0 - 17                                   | 18 - 25      | 26 - 39       | 40 - 49       | 50 - 64      | 65+          | 0 - 17                                     | 18 - 25      | 26 - 39       | 40 - 49       | 50 - 64       | 65+          |
| 61    | 2003-10 | \$ 3,994,648                             | \$ 3,674,354 | \$ 15,645,198 | \$ 16,813,328 | \$ 9,315,080 | \$ 2,079,228 | \$ 3,284,234                               | \$ 3,367,507 | \$ 16,798,743 | \$ 19,029,997 | \$ 14,912,671 | \$ 5,015,080 |
| 62    | 2003-11 | \$ 4,023,475                             | \$ 3,709,958 | \$ 15,713,871 | \$ 16,865,887 | \$ 9,392,002 | \$ 2,074,886 | \$ 3,308,234                               | \$ 3,413,464 | \$ 16,872,647 | \$ 19,091,437 | \$ 15,005,440 | \$ 5,000,651 |
| 63    | 2003-12 | \$ 4,039,005                             | \$ 3,707,430 | \$ 15,728,549 | \$ 16,876,816 | \$ 9,465,153 | \$ 2,083,937 | \$ 3,323,441                               | \$ 3,415,963 | \$ 16,880,334 | \$ 19,157,030 | \$ 15,049,557 | \$ 5,018,884 |
| 64    | 2004-01 |  |              |               |               |              |              |  |              |               |               |               |              |
| 65    | 2004-02 |  |              |               |               |              |              |  |              |               |               |               |              |
| 66    | 2004-03 |  |              |               |               |              |              |  |              |               |               |               |              |
| 67    | 2004-04 |  |              |               |               |              |              |  |              |               |               |               |              |
| 68    | 2004-05 |  |              |               |               |              |              |  |              |               |               |               |              |
| 69    | 2004-06 |  |              |               |               |              |              |  |              |               |               |               |              |
| 70    | 2004-07 |  |              |               |               |              |              |  |              |               |               |               |              |
| 71    | 2004-08 |  |              |               |               |              |              |  |              |               |               |               |              |
| 72    | 2004-09 |  |              |               |               |              |              |  |              |               |               |               |              |
| 73    | 2004-10 |  |              |               |               |              |              |  |              |               |               |               |              |
| 74    | 2004-11 |  |              |               |               |              |              |  |              |               |               |               |              |
| 75    | 2004-12 |  |              |               |               |              |              |  |              |               |               |               |              |
| 76    | 2005-01 |  |              |               |               |              |              |  |              |               |               |               |              |
| 77    | 2005-02 |  |              |               |               |              |              |  |              |               |               |               |              |
| 78    | 2005-03 |  |              |               |               |              |              |  |              |               |               |               |              |
| 79    | 2005-04 |  |              |               |               |              |              |  |              |               |               |               |              |
| 80    | 2005-05 |  |              |               |               |              |              |  |              |               |               |               |              |
| 81    | 2005-06 |  |              |               |               |              |              |  |              |               |               |               |              |
| 82    | 2005-07 |  |              |               |               |              |              |  |              |               |               |               |              |
| 83    | 2005-08 |  |              |               |               |              |              |  |              |               |               |               |              |
| 84    | 2005-09 |  |              |               |               |              |              |  |              |               |               |               |              |

2003-10

