

# Michigan Medicaid

## Mental Health and Substance Abuse Capitation Summary

May 2003

V1

Summary of the Michigan Medicaid capitation data. Including breakdown of covered lives and revenue by agency providing services and by county.

***The first section of this report is based on the initial values for the month shown above. Subsequent month's data will include counts retroactively associated with this month, but these reports are a summary of the initial values and are not updated as additional data becomes available.(See the Trends section for year-to-date patterns including all reported data available as of the month shown above.)***

***Retroactively eligible clients are paid for through an adjustment in the capitation rate paid for current eligibles. Therefore, while additional enrollees are expected for this month, the revenue figures will not change.***

***This data does not include any gross adjustments made to the revenue stream. Only revenues paid out through the captiation system are shown.***

**Michigan Medicaid Monthly Capitation Summary - Table of Contents**

| Section  | Worksheet          | Page |
|--|--------------------|------|
| <b>SUMMARY</b>                                       |                    |      |
| Enrollment Age Profile Chart                         |                    | 3    |
| Mental Health Capitation                             |                    | 4    |
| by PHP   | MH by PHP          | 5    |
| by County  | MH by County       | 6    |
| Substance Abuse Capitation                           |                    |      |
| by PHP   | SA by PHP          | 9    |
| by County  | SA by County       | 10   |
| <b>POPULATION</b>                                    |                    |      |
| Disabled/Aged/Blind - Population by Age Group        |                    |      |
| by PHP   | DAB Pop by PHP     | 13   |
| by County  | DAB Pop by County  | 14   |
| TANF - Population by Age Group                       |                    |      |
| by PHP   | TANF Pop by PHP    | 17   |
| by County  | TANF Pop by County | 18   |
| Developmental Disabilities - Population by Age Group |                    |      |
| by PHP   | DD Pop by PHP      | 21   |
| by County  | DD Pop by County   | 22   |
| Substance Abuse - Population by Age Group            |                    |      |
| by PHP   | SA Pop by PHP      | 25   |
| by County  | SA Pop by County   | 26   |
| <b>REVENUE</b>                                       |                    |      |
| Disabled/Aged/Blind - Revenue by Age Group           |                    |      |
| by PHP   | DAB Rev by PHP     | 29   |
| by County  | DAB Rev by County  | 30   |
| TANF - Revenue by Age Group                          |                    |      |
| by PHP   | TANF Rev by PHP    | 33   |
| by County  | TANF Rev by County | 34   |
| Developmental Disabilities - Revenue by Age Group    |                    |      |
| by PHP   | DD Rev by PHP      | 37   |
| by County  | DD Rev by County   | 38   |

| Section                                | Worksheet                 | Page |
|--|---------------------------|------|
| <b>REVENUE (cont)</b>                  |                           |      |
| Substance Abuse - Revenue by Age Group |                           |      |
| by PHP                                 | SA Rev by PHP             | 41   |
| by County                              | SA Rev by County          | 42   |
| by PHP by Program Group                | SA Rev by PHP by Group    | 45   |
| by County by Program Group             | SA Rev by County by Group | 46   |
| <b>AFFILIATIONS</b>                    |                           |      |
| <b>REFERENCE</b>                       |                           |      |
| Capitation Base Rates                  |                           | 52   |
| Intensity Factors                      |                           |      |
| Mental Health                          |                           | 53   |
| Developmental Disabilities             |                           | 59   |
| Substance Abuse                        |                           | 62   |
| <b>TRENDS</b>                          |                           |      |
| Summary                                |                           | 67   |
| Populaiton and Revenue Data            |                           | 68   |
| Populaiton and Revenue Charts          |                           | 69   |
| Program Code                           |                           |      |
| Population Data                        | by Program Code           | 70   |
| Revenue Data                           | by Program Code           | 72   |
| Trend Charts                           | by Program Code           | 74   |
| Age Group                              |                           |      |
| Population and Revenue Data            | by Age Group              | 80   |
| Population and Revenue Charts          | by Age Group              | 82   |
| Gender                                 |                           |      |
| MA Trends - Population Data            | by Age Group by Gender    | 83   |
| MA Trends - Population Charts          | by Age Group by Gender    | 85   |
| MA Trends - Revenue Data               | by Age Group by Gender    | 86   |
| MA Trends - Revenue Charts             | by Age Group by Gender    | 88   |

Medicaid Capitation Summary

27-Apr-2003 08:56

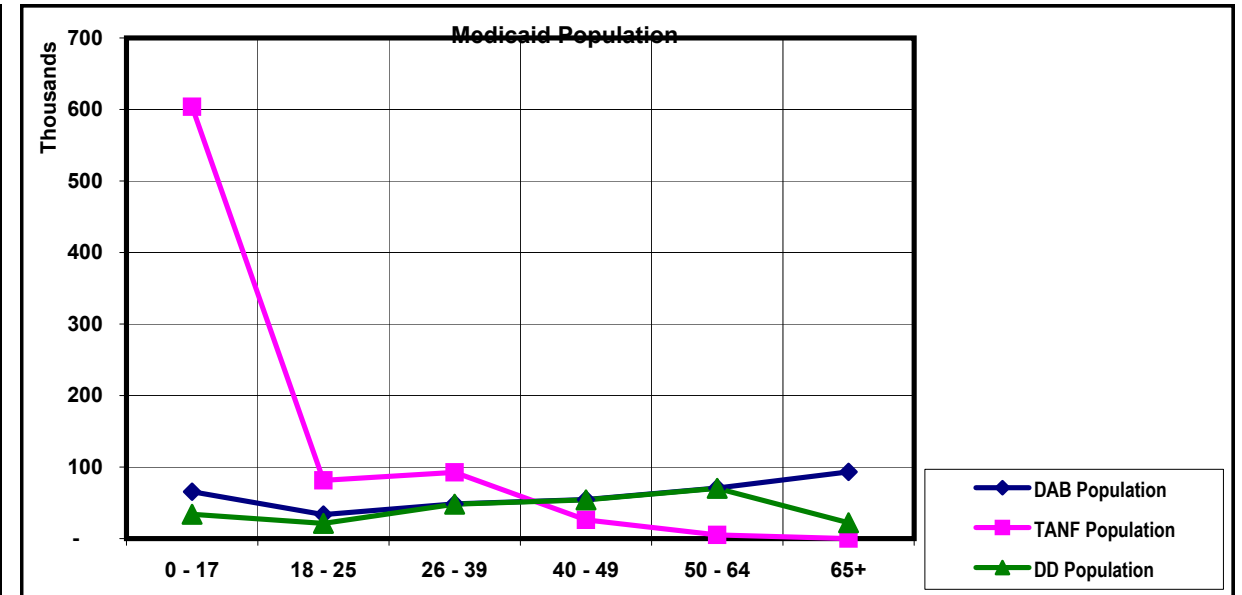
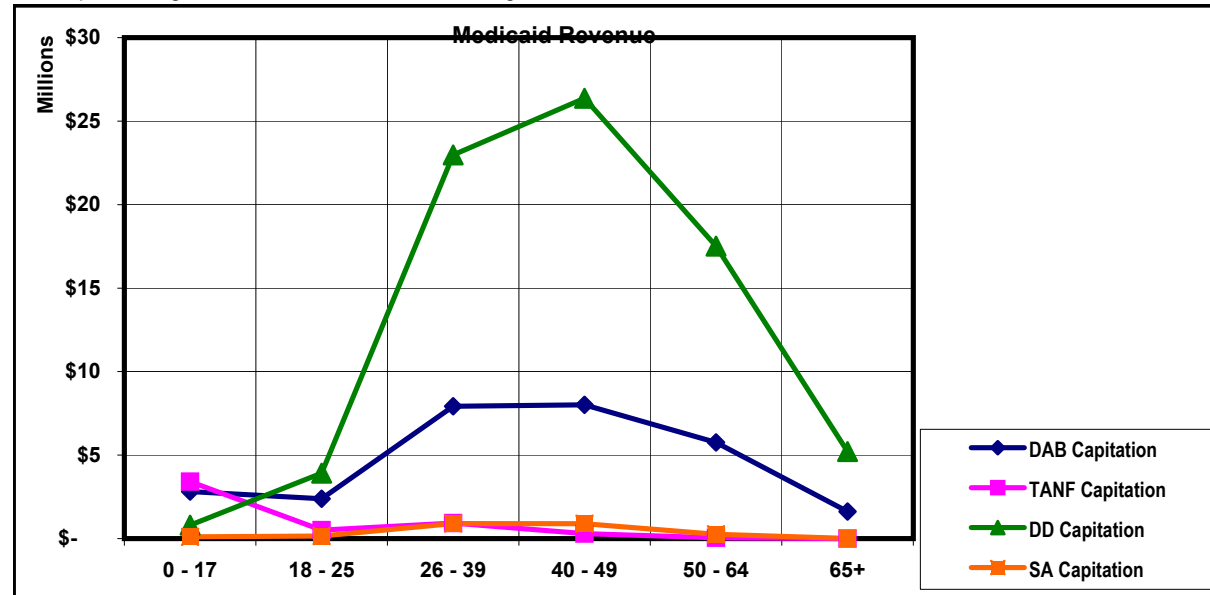
2003-05

| Funding Group                    | Total Capitation  | 0 - 17          | 18 - 25         | 26 - 39          | 40 - 49          | 50 - 64          | 65+             |
|----------------------------------|-------------------|-----------------|-----------------|------------------|------------------|------------------|-----------------|
| DAB Capitation                   | \$ 28,514,524.67  | \$ 2,815,604.82 | \$ 2,384,336.01 | \$ 7,926,697.15  | \$ 8,014,034.78  | \$ 5,756,078.56  | \$ 1,617,773.35 |
| TANF Capitation                  | \$ 5,192,723.22   | \$ 3,407,007.11 | \$ 509,452.90   | \$ 933,809.27    | \$ 297,004.44    | \$ 45,355.06     | \$ 94.44        |
| Combined DAB and TANF Capitation | \$ 33,707,247.89  | \$ 6,222,611.93 | \$ 2,893,788.91 | \$ 8,860,506.42  | \$ 8,311,039.22  | \$ 5,801,433.62  | \$ 1,617,867.79 |
| DD Capitation                    | \$ 76,797,987.94  | \$ 805,834.72   | \$ 3,916,789.57 | \$ 22,977,175.16 | \$ 26,365,278.56 | \$ 17,515,857.07 | \$ 5,217,052.86 |
| Total MH Capitation              | \$ 110,505,235.83 | \$ 7,028,446.65 | \$ 6,810,578.48 | \$ 31,837,681.58 | \$ 34,676,317.78 | \$ 23,317,290.69 | \$ 6,834,920.65 |
| SA Capitation                    | \$ 2,316,404.69   | \$ 105,365.90   | \$ 149,274.00   | \$ 899,799.44    | \$ 888,982.94    | \$ 260,442.48    | \$ 12,539.93    |
| Total MA Capitation              | \$ 112,821,640.52 | \$ 7,133,812.55 | \$ 6,959,852.48 | \$ 32,737,481.02 | \$ 35,565,300.72 | \$ 23,577,733.17 | \$ 6,847,460.58 |

Check Values

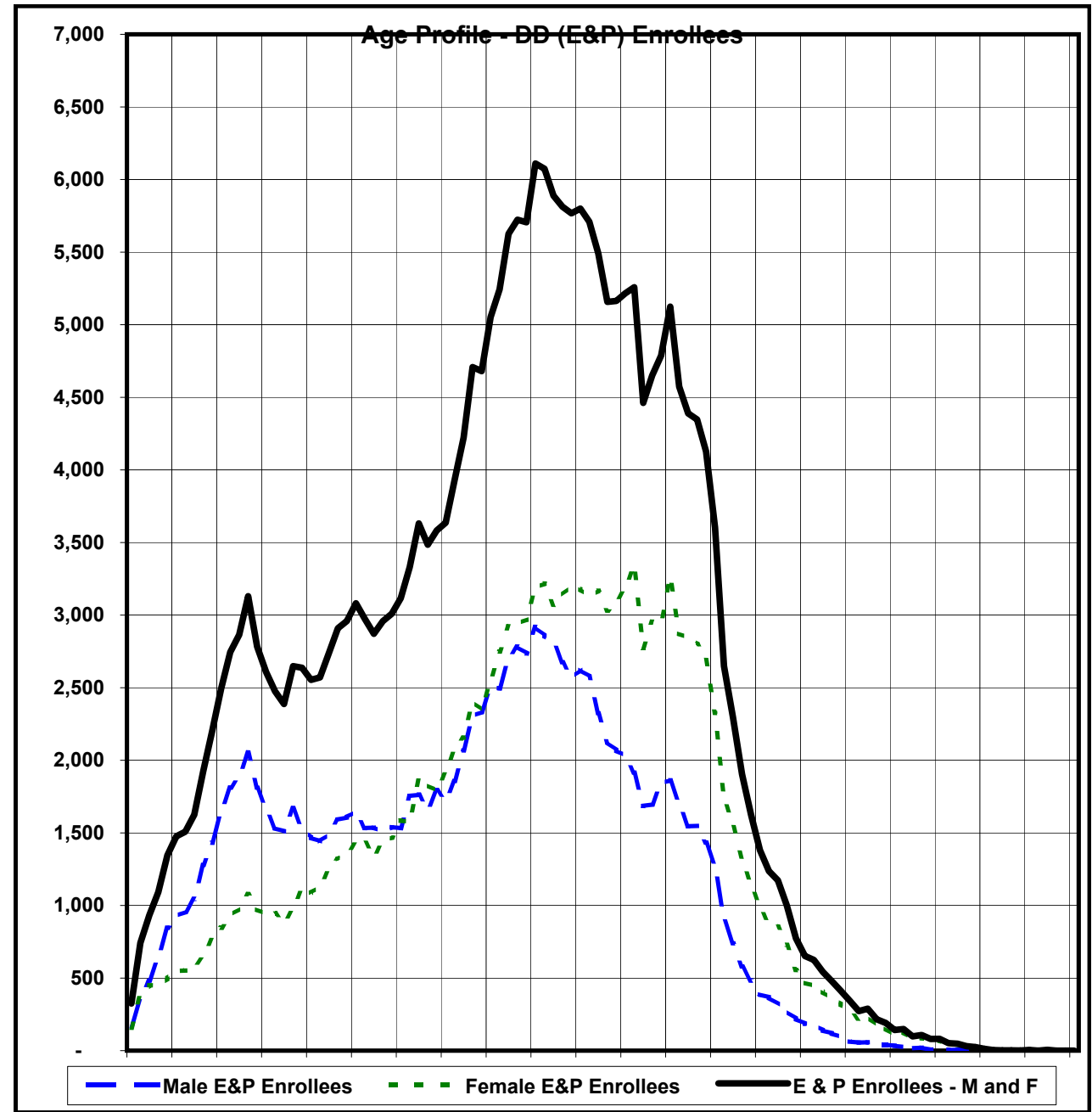
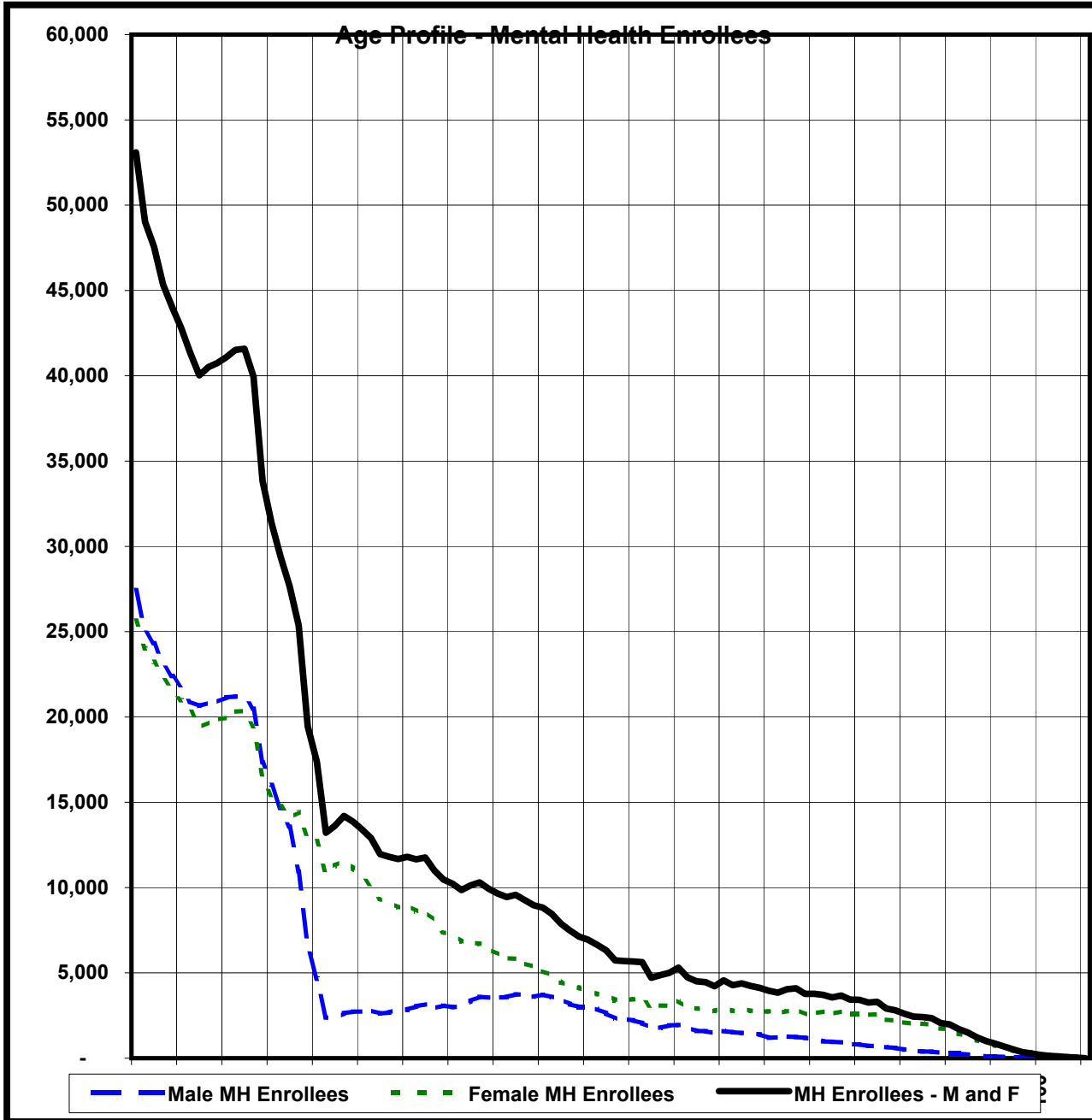
| Funding Group                    | Total Population | 0 - 17  | 18 - 25 | 26 - 39 | 40 - 49 | 50 - 64 | 65+    |
|----------------------------------|------------------|---------|---------|---------|---------|---------|--------|
| DAB Population                   | 366,546          | 65,630  | 33,555  | 48,576  | 54,668  | 70,794  | 93,323 |
| TANF Population                  | 809,164          | 603,707 | 81,506  | 92,687  | 26,172  | 5,036   | 56     |
| Combined DAB and TANF Population | 1,175,710        | 669,337 | 115,061 | 141,263 | 80,840  | 75,830  | 93,379 |
| DD Population                    | 249,777          | 33,977  | 21,188  | 48,089  | 54,158  | 70,220  | 22,145 |
| Total Current MA Population*     | 1,175,710        | 669,337 | 115,061 | 141,263 | 80,840  | 75,830  | 93,379 |

\* Population figures do not include Retroactive Eligibles



2003-05

Note: The Y axis scales are not the same for the two subpopulations.



MA Capitation by PHP

27-Apr-2003 08:56

2003-05

MA Capitation DMB Report: 55a2 - qSummary recordcode02 by PHP - MH

| Provider ID | Agent ID | Affiliation Name | Eligible Population            |                |              |                 | Mental Health Capitation |                   |                    |                | DD Cap           |                 |
|-------------|----------|------------------|--------------------------------|----------------|--------------|-----------------|--------------------------|-------------------|--------------------|----------------|------------------|-----------------|
|             |          |                  | DAB Eligibles                  | TANF Eligibles | DD Eligibles | Total Eligibles | SubTotal DAB Cap         | SubTotal TANF Cap | SubTotal MH/DD Cap | SubTotal MHCap | SubTotal DDCap   |                 |
| 1           | 1705322  | 00ge             | Access Alliance of Michigan    | 4,139          | 30,034       | 8,660           | 42,833                   | \$ 112,006        | \$ 205,699         | \$ 791,880     | \$1,109,585.45   | \$3,115,638.57  |
| 2           | 4344340  | 00gg             | CMH for Central Michigan       | 3,102          | 22,081       | 6,704           | 31,887                   | \$ 79,088         | \$ 125,152         | \$ 532,106     | \$736,345.32     | \$3,248,845.05  |
| 3           | 3119549  | 00gj             | Detroit-Wayne County CMHSP     | 32,092         | 252,432      | 84,380          | 368,904                  | \$ 1,148,442      | \$ 1,536,574       | \$ 9,124,020   | \$11,809,037.23  | \$15,323,408.57 |
| 4           | 1705233  | 0028             | Genesee County CMHSP           | 4,914          | 51,772       | 14,818          | 71,504                   | \$ 115,626        | \$ 127,752         | \$ 969,104     | \$1,212,482.00   | \$4,047,569.70  |
| 5           | 3402136  | 00gr             | Kalamazoo County CMHSP         | 5,166          | 35,327       | 10,021          | 50,514                   | \$ 179,494        | \$ 242,100         | \$ 1,095,324   | \$1,516,919.07   | \$3,737,613.07  |
| 6           | 1705430  | 00gs             | Kent County CMHSP              | 6,249          | 46,187       | 13,304          | 65,740                   | \$ 208,680        | \$ 266,086         | \$ 1,332,858   | \$1,807,623.39   | \$3,250,587.76  |
| 7           | 1712452  | 00ha             | Lakeshore Affiliation          | 4,099          | 30,669       | 8,568           | 43,336                   | \$ 122,526        | \$ 213,968         | \$ 788,177     | \$1,124,669.73   | \$2,841,234.62  |
| 8           | 1712229  | 00gv             | Lifeways                       | 2,426          | 16,954       | 5,181           | 24,561                   | \$ 77,313         | \$ 115,194         | \$ 508,741     | \$701,248.67     | \$1,304,570.00  |
| 9           | 3396315  | 00gx             | Macomb County CCMHSP           | 7,109          | 37,973       | 11,214          | 56,296                   | \$ 192,405        | \$ 247,761         | \$ 1,089,828   | \$1,529,993.74   | \$5,970,714.87  |
| 10          | 1708001  | 00bj             | Mid-Michigan CMHSP Affiliation | 7,139          | 46,420       | 13,525          | 67,084                   | \$ 206,175        | \$ 287,210         | \$ 1,188,502   | \$1,681,886.34   | \$4,278,728.19  |
| 11          | 4476125  | 00hf             | Northern Affiliation           | 4,154          | 24,902       | 7,050           | 36,106                   | \$ 106,028        | \$ 171,322         | \$ 596,615     | \$873,964.99     | \$2,911,806.88  |
| 12          | 1707158  | 00hc             | Northwest Affiliation          | 3,419          | 22,720       | 6,383           | 32,522                   | \$ 123,202        | \$ 158,518         | \$ 688,293     | \$970,012.67     | \$1,824,783.03  |
| 13          | 1705289  | 0058             | Oakland County CMHA            | 10,068         | 44,774       | 15,322          | 70,164                   | \$ 267,726        | \$ 223,792         | \$ 1,519,922   | \$2,011,440.59   | \$9,350,316.22  |
| 14          | 1724945  | 00hj             | Pathways CMHA                  | 5,540          | 25,101       | 7,508           | 38,149                   | \$ 219,988        | \$ 272,183         | \$ 1,092,968   | \$1,585,139.64   | \$3,533,039.11  |
| 15          | 1712541  | 00hq             | Saginaw County CMHA            | 2,617          | 23,893       | 7,961           | 34,471                   | \$ 63,712         | \$ 95,682          | \$ 598,158     | \$757,552.26     | \$1,431,499.65  |
| 16          | 2920843  | 00hr             | Summit Pointe                  | 6,597          | 45,076       | 14,064          | 65,737                   | \$ 180,598        | \$ 310,286         | \$ 1,200,659   | \$1,691,542.83   | \$2,973,063.20  |
| 17          | 1708164  | 00ho             | Thumb Mental Health Alliance   | 2,998          | 21,854       | 5,358           | 30,210                   | \$ 91,448         | \$ 272,022         | \$ 529,497     | \$892,966.78     | \$3,399,961.24  |
| 18          | 1707176  | 00hu             | Washtenaw County CMO           | 4,941          | 30,995       | 9,756           | 45,692                   | \$ 190,836        | \$ 321,420         | \$ 1,182,582   | \$1,694,837.19   | \$4,254,608.21  |
| 19          |          |                  |                                |                |              |                 |                          |                   |                    |                |                  |                 |
| 20          |          |                  |                                |                |              |                 |                          |                   |                    |                |                  |                 |
|             |          |                  | State Subtotals                | 116,769        | 809,164      | 249,777         | 1,175,710                | \$ 3,685,291      | \$ 5,192,723       | \$ 24,829,234  | \$33,707,247.89  | \$76,797,987.94 |
|             |          |                  |                                | 925,933        | 366,546      | -               |                          |                   | 28,514,525         | State Total    | \$110,505,235.83 | \$ -            |

MA Capitation by PHP by County

27-Apr-2003 08:56

2003-05

MA Capitation DMB Report: 55b2 - qSummary recordcode02 by PHP by County - MH

| Provider ID | Agent ID | Provider Name | Co ID                        | County Name | Eligible Population |                |              | Mental Health Capitation |                  |                   |                    | DD Cap         |                |                |
|-------------|----------|---------------|------------------------------|-------------|---------------------|----------------|--------------|--------------------------|------------------|-------------------|--------------------|----------------|----------------|----------------|
|             |          |               |                              |             | MH Eligibles        | TANF Eligibles | DD Eligibles | Total Eligibles          | SubTotal DAB Cap | SubTotal TANF Cap | SubTotal MH/DD Cap | SubTotal MHCap | SubTotal DDCap |                |
| 1           | 4476125  | 00HF          | North Country CMHA           | 01          | Alcona              | 154            | 1,013        | 312                      | 1,479            | \$2,931.98        | \$6,515.19         | \$21,028.87    | \$30,476.04    | \$164,428.57   |
| 2           | 1724945  | 00HJ          | Pathways CMHA                | 02          | Alger               | 159            | 591          | 211                      | 961              | \$6,306.17        | \$9,057.36         | \$33,628.94    | \$48,992.47    | \$116,070.84   |
| 3           | 3402136  | 00GR          | Kalamazoo County CMHSP       | 03          | Allegan             | 1,047          | 7,370        | 1,785                    | 10,202           | \$31,034.29       | \$65,816.72        | \$180,368.40   | \$277,219.41   | \$815,941.26   |
| 4           | 4476125  | 00HF          | North Country CMHA           | 04          | Alpena              | 467            | 2,910        | 1,040                    | 4,417            | \$10,083.45       | \$18,590.89        | \$78,888.29    | \$107,562.63   | \$605,213.38   |
| 5           | 4476125  | 00HF          | North Country CMHA           | 05          | Antrim              | 311            | 1,727        | 455                      | 2,493            | \$9,217.41        | \$8,916.48         | \$46,567.51    | \$64,701.40    | \$202,384.47   |
| 6           | 1705322  | 00GE          | Bay-Arenac Behavioral Health | 06          | Arenac              | 304            | 1,830        | 553                      | 2,687            | \$8,394.71        | \$15,043.84        | \$54,653.15    | \$78,091.70    | \$220,082.32   |
| 7           | 1724945  | 00HJ          | Pathways CMHA                | 07          | Baraga              | 164            | 710          | 190                      | 1,064            | \$5,466.72        | \$4,334.14         | \$21,087.10    | \$30,887.96    | \$82,259.07    |
| 8           | 2920843  | 00HR          | Calhoun CMHA                 | 08          | Barry               | 534            | 3,594        | 820                      | 4,948            | \$9,639.87        | \$15,655.10        | \$49,006.56    | \$74,301.53    | \$132,464.05   |
| 9           | 1705322  | 00GE          | Bay-Arenac Behavioral Health | 09          | Bay                 | 1,177          | 9,165        | 2,871                    | 13,213           | \$34,394.46       | \$75,334.60        | \$296,141.17   | \$405,870.23   | \$1,163,805.76 |
| 10          | 1708001  | 00BJ          | CEI CMHSP                    | 10          | Benzie              | 217            | 1,002        | 357                      | 1,576            | \$6,410.16        | \$7,520.30         | \$32,629.15    | \$46,559.61    | \$261,625.56   |
| 11          | 2920843  | 00HR          | Calhoun CMHA                 | 11          | Berrien             | 2,383          | 15,921       | 5,445                    | 23,749           | \$62,563.48       | \$82,096.54        | \$446,249.69   | \$590,909.71   | \$1,316,438.44 |
| 12          | 2920843  | 00HR          | Calhoun CMHA                 | 12          | Branch              | 594            | 3,620        | 966                      | 5,180            | \$18,740.55       | \$29,845.06        | \$95,360.96    | \$143,946.57   | \$431,424.05   |
| 13          | 2920843  | 00HR          | Calhoun CMHA                 | 13          | Calhoun             | 1,849          | 13,229       | 4,575                    | 19,653           | \$45,713.80       | \$116,092.06       | \$360,716.27   | \$522,522.13   | \$671,689.52   |
| 14          | 3402136  | 00GR          | Kalamazoo County CMHSP       | 14          | Cass                | 691            | 4,491        | 1,231                    | 6,413            | \$14,466.57       | \$17,852.69        | \$81,311.33    | \$113,630.59   | \$381,136.27   |
| 15          | 4476125  | 00HF          | North Country CMHA           | 15          | Charlevoix          | 312            | 1,940        | 495                      | 2,747            | \$9,099.92        | \$10,198.94        | \$47,772.68    | \$67,071.54    | \$208,446.36   |
| 16          | 4476125  | 00HF          | North Country CMHA           | 16          | Cheboygan           | 428            | 2,789        | 678                      | 3,895            | \$13,240.29       | \$15,048.25        | \$68,241.98    | \$96,530.52    | \$299,299.42   |
| 17          | 1724945  | 00HJ          | Pathways CMHA                | 17          | Chippewa            | 518            | 3,383        | 888                      | 4,789            | \$26,656.80       | \$23,672.53        | \$143,342.93   | \$193,672.26   | \$349,475.88   |
| 18          | 4344340  | 00GG          | CMH for Central Michigan     | 18          | Clare               | 420            | 3,769        | 1,284                    | 5,473            | \$10,203.13       | \$21,639.14        | \$103,308.47   | \$135,150.74   | \$637,906.11   |
| 19          | 1708001  | 00BJ          | CEI CMHSP                    | 19          | Clinton             | 410            | 2,800        | 734                      | 3,944            | \$11,736.28       | \$13,676.49        | \$66,868.15    | \$92,280.92    | \$182,769.74   |
| 20          | 1707158  | 00HC          | North Central CMHSP          | 20          | Crawford            | 184            | 1,429        | 418                      | 2,031            | \$5,351.21        | \$9,133.28         | \$37,617.21    | \$52,101.70    | \$111,312.36   |
| 21          | 1724945  | 00HJ          | Pathways CMHA                | 21          | Delta               | 629            | 3,398        | 955                      | 4,982            | \$29,480.60       | \$52,016.39        | \$154,084.70   | \$235,581.69   | \$509,191.82   |
| 22          | 1724945  | 00HJ          | Pathways CMHA                | 22          | Dickinson           | 466            | 2,014        | 561                      | 3,041            | \$14,980.93       | \$17,645.11        | \$73,477.57    | \$106,103.61   | \$238,567.72   |
| 23          | 1708001  | 00BJ          | CEI CMHSP                    | 23          | Eaton               | 809            | 5,725        | 1,393                    | 7,927            | \$22,641.71       | \$28,209.56        | \$122,973.27   | \$173,824.54   | \$332,214.39   |
| 24          | 4476125  | 00HF          | North Country CMHA           | 24          | Emmet               | 450            | 2,279        | 524                      | 3,253            | \$12,429.29       | \$11,883.44        | \$51,812.92    | \$76,125.65    | \$228,400.46   |
| 25          | 1705233  | 0028          | Genesee County CMHSP         | 25          | Genesee             | 4,914          | 51,772       | 14,818                   | 71,504           | \$115,625.73      | \$127,752.31       | \$969,103.96   | \$1,212,482.00 | \$4,047,569.70 |
| 26          | 4344340  | 00GG          | CMH for Central Michigan     | 26          | Gladwin             | 392            | 2,592        | 814                      | 3,798            | \$8,913.11        | \$14,403.96        | \$66,325.46    | \$89,642.53    | \$410,593.15   |
| 27          | 1724945  | 00HJ          | Pathways CMHA                | 27          | Gogebic             | 461            | 1,509        | 488                      | 2,458            | \$16,317.65       | \$26,299.06        | \$67,248.84    | \$109,865.55   | \$261,223.04   |
| 28          | 1707158  | 00HC          | North Central CMHSP          | 28          | Grand Traverse      | 824            | 4,697        | 1,311                    | 6,832            | \$49,625.91       | \$40,124.64        | \$242,321.40   | \$332,071.95   | \$514,955.66   |
| 29          | 1708001  | 00BJ          | CEI CMHSP                    | 29          | Gratiot             | 596            | 3,506        | 1,057                    | 5,159            | \$13,593.23       | \$34,356.63        | \$91,214.60    | \$139,164.46   | \$509,536.90   |
| 30          | 1712229  | 00GV          | Jackson-Hillsdale CMHA       | 30          | Hillsdale           | 584            | 3,507        | 1,163                    | 5,254            | \$18,275.00       | \$24,134.12        | \$113,368.92   | \$155,778.04   | \$294,191.34   |
| 31          | 1724945  | 00HJ          | Pathways CMHA                | 31          | Houghton            | 632            | 3,084        | 911                      | 4,627            | \$19,231.07       | \$19,052.86        | \$110,205.16   | \$148,489.09   | \$408,679.84   |

MA Capitation by PHP by County

2003-05

MA Capitation DMB Report: 55b2 - qSummary recordcode02 by PHP by County - MH

| Provider ID | Agent ID | Provider Name | Co ID                        | County Name | Eligible Population |                |              |                 | Mental Health Capitation |                   |                    |                | DD Cap         |                |
|-------------|----------|---------------|------------------------------|-------------|---------------------|----------------|--------------|-----------------|--------------------------|-------------------|--------------------|----------------|----------------|----------------|
|             |          |               |                              |             | MH Eligibles        | TANF Eligibles | DD Eligibles | Total Eligibles | SubTotal DAB Cap         | SubTotal TANF Cap | SubTotal MH/DD Cap | SubTotal MHCap | SubTotal DDCap |                |
| 32          | 1705322  | 00GE          | Bay-Arenac Behavioral Health | 32          | Huron               | 561            | 3,103        | 891             | 4,555                    | \$17,850.35       | \$19,325.96        | \$100,642.50   | \$137,818.81   | \$349,757.92   |
| 33          | 1708001  | 00BJ          | CEI CMHSP                    | 33          | Ingham              | 3,446          | 22,038       | 6,695           | 32,179                   | \$107,487.22      | \$110,444.43       | \$590,080.68   | \$808,012.33   | \$1,641,447.66 |
| 34          | 1708001  | 00BJ          | CEI CMHSP                    | 34          | Ionia               | 593            | 4,545        | 1,169           | 6,307                    | \$17,440.96       | \$29,443.78        | \$108,093.89   | \$154,978.63   | \$497,828.52   |
| 35          | 4476125  | 00HF          | North Country CMHA           | 35          | Iosco               | 439            | 2,837        | 791             | 4,067                    | \$8,618.58        | \$29,866.03        | \$58,075.04    | \$96,559.65    | \$172,641.99   |
| 36          | 1724945  | 00HJ          | Pathways CMHA                | 36          | Iron                | 422            | 1,112        | 390             | 1,924                    | \$12,419.05       | \$9,952.15         | \$46,936.20    | \$69,307.40    | \$155,574.16   |
| 37          | 4344340  | 00GG          | CMH for Central Michigan     | 37          | Isabella            | 551            | 3,967        | 1,281           | 5,799                    | \$14,774.02       | \$22,392.66        | \$101,136.96   | \$138,303.64   | \$611,264.66   |
| 38          | 1712229  | 00GV          | Jackson-Hillsdale CMHA       | 38          | Jackson             | 1,842          | 13,447       | 4,018           | 19,307                   | \$59,038.25       | \$91,059.89        | \$395,372.49   | \$545,470.63   | \$1,010,378.66 |
| 39          | 3402136  | 00GR          | Kalamazoo County CMHSP       | 39          | Kalamazoo           | 2,551          | 17,193       | 5,554           | 25,298                   | \$103,824.31      | \$116,566.81       | \$684,065.62   | \$904,456.74   | \$2,024,726.65 |
| 40          | 4476125  | 00HF          | North Country CMHA           | 40          | Kalkaska            | 255            | 1,725        | 477             | 2,457                    | \$7,661.00        | \$9,196.54         | \$45,668.35    | \$62,525.89    | \$201,000.27   |
| 41          | 1705430  | 00GS          | Kent County CMHSP            | 41          | Kent                | 6,249          | 46,187       | 13,304          | 65,740                   | \$208,679.96      | \$266,085.71       | \$1,332,857.72 | \$1,807,623.39 | \$3,250,587.76 |
| 42          | 1724945  | 00HJ          | Pathways CMHA                | 42          | Keweenaw            | 63             | 162          | 56              | 281                      | \$1,917.57        | \$995.91           | \$6,392.82     | \$9,306.30     | \$23,798.19    |
| 43          | 1707158  | 00HC          | West Michigan CMH            | 43          | Lake                | 291            | 1,353        | 659             | 2,303                    | \$6,304.48        | \$8,764.10         | \$48,203.19    | \$63,271.77    | \$151,045.98   |
| 44          | 1708164  | 00HO          | St. Clair County CMHA        | 44          | Lapeer              | 631            | 5,081        | 1,123           | 6,835                    | \$17,769.19       | \$33,636.27        | \$114,508.14   | \$165,913.60   | \$618,461.99   |
| 45          | 1707158  | 00HC          | North Central CMHSP          | 45          | Leelanau            | 190            | 1,033        | 228             | 1,451                    | \$10,639.83       | \$9,032.82         | \$39,021.87    | \$58,694.52    | \$82,060.99    |
| 46          | 1707176  | 00HU          | Washtenaw County CMO         | 46          | Lenawee             | 964            | 6,497        | 1,975           | 9,436                    | \$29,904.81       | \$43,835.41        | \$200,290.38   | \$274,030.60   | \$760,473.07   |
| 47          | 1707176  | 00HU          | Washtenaw County CMO         | 47          | Livingston          | 685            | 3,945        | 1,034           | 5,664                    | \$31,960.69       | \$66,400.65        | \$155,637.84   | \$253,999.18   | \$592,500.17   |
| 48          | 1724945  | 00HJ          | Pathways CMHA                | 48          | Luce                | 177            | 804          | 316             | 1,297                    | \$8,770.24        | \$12,579.27        | \$47,302.12    | \$68,651.63    | \$160,277.22   |
| 49          | 1724945  | 00HJ          | Pathways CMHA                | 49          | Mackinac            | 156            | 795          | 201             | 1,152                    | \$6,825.98        | \$5,503.72         | \$33,855.90    | \$46,185.60    | \$83,019.17    |
| 50          | 3396315  | 00GX          | Macomb County CCMHSP         | 50          | Macomb              | 7,109          | 37,973       | 11,214          | 56,296                   | \$192,404.69      | \$247,761.38       | \$1,089,827.67 | \$1,529,993.74 | \$5,970,714.87 |
| 51          | 1708001  | 00BJ          | CEI CMHSP                    | 51          | Manistee            | 353            | 2,080        | 706             | 3,139                    | \$9,709.03        | \$16,292.13        | \$70,177.94    | \$96,179.10    | \$556,350.60   |
| 52          | 1724945  | 00HJ          | Pathways CMHA                | 52          | Marquette           | 895            | 4,175        | 1,303           | 6,373                    | \$43,468.23       | \$64,573.08        | \$217,917.42   | \$325,958.73   | \$716,838.83   |
| 53          | 1707158  | 00HC          | West Michigan CMH            | 53          | Mason               | 438            | 2,842        | 715             | 3,995                    | \$9,867.49        | \$18,176.55        | \$53,112.28    | \$81,156.32    | \$163,088.42   |
| 54          | 4344340  | 00GG          | CMH for Central Michigan     | 54          | Mecosta             | 517            | 3,919        | 1,014           | 5,450                    | \$13,420.97       | \$22,437.88        | \$77,600.59    | \$113,459.44   | \$468,115.61   |
| 55          | 1724945  | 00HJ          | Pathways CMHA                | 55          | Menominee           | 427            | 1,876        | 509             | 2,812                    | \$14,744.77       | \$16,441.61        | \$61,186.73    | \$92,373.11    | \$204,856.50   |
| 56          | 4344340  | 00GG          | CMH for Central Michigan     | 56          | Midland             | 929            | 5,362        | 1,573           | 7,864                    | \$24,352.61       | \$30,259.96        | \$127,535.93   | \$182,148.50   | \$772,352.54   |
| 57          | 1707158  | 00HC          | North Central CMHSP          | 57          | Missaukee           | 56             |              |                 | 56                       | \$2,226.11        |                    |                | \$2,226.11     | \$0.00         |
| 58          | 1707176  | 00HU          | Washtenaw County CMO         | 58          | Monroe              | 1,081          | 8,021        | 2,431           | 11,533                   | \$34,583.01       | \$65,636.09        | \$249,596.89   | \$349,815.99   | \$1,202,281.73 |
| 59          | 1705322  | 00GE          | Bay-Arenac Behavioral Health | 59          | Montcalm            | 689            | 5,408        | 1,554           | 7,651                    | \$9,796.54        | \$23,771.81        | \$70,638.77    | \$104,207.12   | \$221,782.69   |
| 60          | 4476125  | 00HF          | North Country CMHA           | 60          | Montmorency         | 186            | 1,016        | 331             | 1,533                    | \$3,650.15        | \$6,536.88         | \$22,465.37    | \$32,652.40    | \$177,404.47   |
| 61          | 1712452  | 00HA          | Muskegon County CMHSP        | 61          | Muskegon            | 2,539          | 19,812       | 6,330           | 28,681                   | \$64,278.21       | \$123,762.84       | \$493,893.22   | \$681,934.27   | \$1,419,479.24 |
| 62          | 1708001  | 00BJ          | CEI CMHSP                    | 62          | Newaygo             | 715            | 4,724        | 1,414           | 6,853                    | \$17,156.00       | \$47,266.90        | \$106,463.85   | \$170,886.75   | \$296,954.82   |

MA Capitation by PHP by County

2003-05

MA Capitation DMB Report: 55b2 - qSummary recordcode02 by PHP by County - MH

| Provider ID | Agent ID | Provider Name | Co ID                        | County Name | Eligible Population |                |              |                 | Mental Health Capitation |                   |                    |                | DD Cap           |                  |
|-------------|----------|---------------|------------------------------|-------------|---------------------|----------------|--------------|-----------------|--------------------------|-------------------|--------------------|----------------|------------------|------------------|
|             |          |               |                              |             | MH Eligibles        | TANF Eligibles | DD Eligibles | Total Eligibles | SubTotal DAB Cap         | SubTotal TANF Cap | SubTotal MH/DD Cap | SubTotal MHCap | SubTotal DDCap   |                  |
| 63          | 1705289  | 0058          | Oakland County CMHA          | 63          | Oakland             | 10,068         | 44,774       | 15,322          | 70,164                   | \$267,726.43      | \$223,791.72       | \$1,519,922.44 | \$2,011,440.59   | \$9,350,316.22   |
| 64          | 1707158  | 00HC          | West Michigan CMH            | 64          | Oceana              | 333            | 3,641        | 827             | 4,801                    | \$7,618.99        | \$23,456.35        | \$58,812.20    | \$89,887.54      | \$185,086.69     |
| 65          | 4476125  | 00HF          | North Country CMHA           | 65          | Ogemaw              | 422            | 2,451        | 812             | 3,685                    | \$8,929.16        | \$26,096.56        | \$59,240.38    | \$94,266.10      | \$178,690.36     |
| 66          | 1724945  | 00HJ          | Pathways CMHA                | 66          | Ontonagon           | 168            | 568          | 236             | 972                      | \$5,054.58        | \$3,598.61         | \$27,654.81    | \$36,308.00      | \$104,177.76     |
| 67          | 4344340  | 00GG          | CMH for Central Michigan     | 67          | Osceola             | 293            | 2,472        | 738             | 3,503                    | \$7,423.68        | \$14,018.62        | \$56,198.17    | \$77,640.47      | \$348,612.98     |
| 68          | 4476125  | 00HF          | North Country CMHA           | 68          | Oscoda              | 181            | 952          | 318             | 1,451                    | \$4,195.97        | \$10,102.10        | \$22,853.65    | \$37,151.72      | \$68,603.66      |
| 69          | 4476125  | 00HF          | North Country CMHA           | 69          | Otsego              | 270            | 2,332        | 479             | 3,081                    | \$10,153.96       | \$12,653.16        | \$49,314.32    | \$72,121.44      | \$213,462.27     |
| 70          | 1712452  | 00HA          | Muskegon County CMHSP        | 70          | Ottawa              | 1,560          | 10,857       | 2,238           | 14,655                   | \$58,247.33       | \$90,204.83        | \$294,283.30   | \$442,735.46     | \$1,421,755.38   |
| 71          | 4476125  | 00HF          | North Country CMHA           | 71          | Presque Isle        | 279            | 931          | 338             | 1,548                    | \$5,816.48        | \$5,717.93         | \$24,685.60    | \$36,220.01      | \$191,831.20     |
| 72          | 1707158  | 00HC          | North Central CMHSP          | 72          | Roscommon           | 417            | 2,746        | 903             | 4,066                    | \$12,027.23       | \$18,157.14        | \$85,406.23    | \$115,590.60     | \$252,777.34     |
| 73          | 1712541  | 00HQ          | Saginaw County CMHA          | 73          | Saginaw             | 2,617          | 23,893       | 7,961           | 34,471                   | \$63,711.95       | \$95,682.35        | \$598,157.96   | \$757,552.26     | \$1,431,499.65   |
| 74          | 1708164  | 00HO          | St. Clair County CMHA        | 74          | St. Clair           | 1,739          | 12,665       | 3,216           | 17,620                   | \$58,630.94       | \$220,076.63       | \$333,742.55   | \$612,450.12     | \$1,768,004.59   |
| 75          | 3402136  | 00GR          | Kalamazoo County CMHSP       | 75          | St. Joseph          | 877            | 6,273        | 1,451           | 8,601                    | \$30,169.28       | \$41,864.12        | \$149,578.93   | \$221,612.33     | \$515,808.89     |
| 76          | 1708164  | 00HO          | St. Clair County CMHA        | 76          | Sanilac             | 628            | 4,108        | 1,019           | 5,755                    | \$15,047.39       | \$18,309.54        | \$81,246.13    | \$114,603.06     | \$1,013,494.66   |
| 77          | 1724945  | 00HJ          | Pathways CMHA                | 77          | Schoolcraft         | 203            | 920          | 293             | 1,416                    | \$8,347.53        | \$6,461.64         | \$48,647.07    | \$63,456.24      | \$119,029.07     |
| 78          | 1705322  | 00GE          | Bay-Arenac Behavioral Health | 78          | Shiawassee          | 740            | 5,548        | 1,470           | 7,758                    | \$20,438.36       | \$35,228.01        | \$139,044.94   | \$194,711.31     | \$496,167.65     |
| 79          | 1705322  | 00GE          | Bay-Arenac Behavioral Health | 79          | Tuscola             | 668            | 4,980        | 1,321           | 6,969                    | \$21,131.35       | \$36,995.27        | \$130,759.66   | \$188,886.28     | \$664,042.23     |
| 80          | 2920843  | 00HR          | Calhoun CMHA                 | 80          | Van Buren           | 1,237          | 8,712        | 2,258           | 12,207                   | \$43,940.39       | \$66,597.25        | \$249,325.25   | \$359,862.89     | \$421,047.14     |
| 81          | 1707176  | 00HU          | Washtenaw County CMO         | 81          | Washtenaw           | 2,211          | 12,532       | 4,316           | 19,059                   | \$94,387.18       | \$145,547.44       | \$577,056.80   | \$816,991.42     | \$1,699,353.24   |
| 82          | 3119549  | 00GJ          | Detroit-Wayne County CMHSP   | 82          | Wayne               | 32,092         | 252,432      | 84,380          | 368,904                  | \$1,148,442.49    | \$1,536,574.25     | \$9,124,020.49 | \$11,809,037.23  | \$15,323,408.57  |
| 83          | 1707158  | 00HC          | North Central CMHSP          | 83          | Wexford             | 686            | 4,979        | 1,322           | 6,987                    | \$19,540.60       | \$31,672.80        | \$123,798.76   | \$175,012.16     | \$364,455.59     |
| 84          |          |               |                              |             |                     |                |              |                 |                          |                   |                    |                |                  |                  |
| 85          |          |               |                              |             |                     |                |              |                 |                          |                   |                    |                |                  |                  |
|             |          |               |                              |             |                     | 116,769        | 809,164      | 249,777         | 1,175,710                |                   |                    |                | \$ 33,707,247.89 | \$ 76,797,987.94 |

Check Values

\$ - \$ -



SA Capitation by PHP

27-Apr-2003 08:56

2003-05

MA Capitation DMB Report: 55c2 - qSummary recordcode02 by PHP - SA

|    | Provider ID | Agent ID | Affiliation Name               | Eligible Population |                |              | Total Eligibles | SubTotal SA Cap |
|----|-------------|----------|--------------------------------|---------------------|----------------|--------------|-----------------|-----------------|
|    |             |          |                                | DAB Eligibles       | TANF Eligibles | DD Eligibles |                 |                 |
| 1  | 1705322     | 00ge     | Access Alliance of Michigan    | 4,139               | 30,034         | 8,660        | 42,833          | \$80,472.13     |
| 2  | 4344340     | 00gg     | CMH for Central Michigan       | 3,102               | 22,081         | 6,704        | 31,887          | \$46,735.68     |
| 3  | 3119549     | 00gj     | Detroit-Wayne County CMHSP     | 32,092              | 252,432        | 84,380       | 368,904         | \$892,960.17    |
| 4  | 1705233     | 0028     | Genesee County CMHSP           | 4,914               | 51,772         | 14,818       | 71,504          | \$138,394.71    |
| 5  | 3402136     | 00gr     | Kalamazoo County CMHSP         | 5,166               | 35,327         | 10,021       | 50,514          | \$89,674.45     |
| 6  | 1705430     | 00gs     | Kent County CMHSP              | 6,249               | 46,187         | 13,304       | 65,740          | \$111,252.72    |
| 7  | 1712452     | 00ha     | Lakeshore Affiliation          | 4,099               | 30,669         | 8,568        | 43,336          | \$66,673.75     |
| 8  | 1712229     | 00gv     | Lifeways                       | 2,426               | 16,954         | 5,181        | 24,561          | \$33,644.63     |
| 9  | 3396315     | 00gx     | Macomb County CCMHSP           | 7,109               | 37,973         | 11,214       | 56,296          | \$125,293.89    |
| 10 | 1708001     | 00bj     | Mid-Michigan CMHSP Affiliation | 7,139               | 46,420         | 13,525       | 67,084          | \$98,731.16     |
| 11 | 4476125     | 00hf     | Northern Affiliation           | 4,154               | 24,902         | 7,050        | 36,106          | \$48,582.66     |
| 12 | 1707158     | 00hc     | Northwest Affiliation          | 3,419               | 22,720         | 6,383        | 32,522          | \$44,887.12     |
| 13 | 1705289     | 0058     | Oakland County CMHA            | 10,068              | 44,774         | 15,322       | 70,164          | \$149,504.14    |
| 14 | 1724945     | 00hj     | Pathways CMHA                  | 5,540               | 25,101         | 7,508        | 38,149          | \$61,353.44     |
| 15 | 1712541     | 00hq     | Saginaw County CMHA            | 2,617               | 23,893         | 7,961        | 34,471          | \$97,895.15     |
| 16 | 2920843     | 00hr     | Summit Pointe                  | 6,597               | 45,076         | 14,064       | 65,737          | \$104,198.94    |
| 17 | 1708164     | 00ho     | Thumb Mental Health Alliance   | 2,998               | 21,854         | 5,358        | 30,210          | \$39,753.22     |
| 18 | 1707176     | 00hu     | Washtenaw County CMO           | 4,941               | 30,995         | 9,756        | 45,692          | \$86,396.73     |
| 19 |             |          |                                |                     |                |              |                 |                 |
| 20 |             |          |                                |                     |                |              |                 |                 |
|    |             |          |                                | 116,769             | 809,164        | 249,777      | 1,175,710       | \$ 2,316,404.69 |
|    |             |          | Check Value                    |                     | 925,933        |              | -               | \$ -            |

SA Capitation by PHP by County

27-Apr-2003 08:56

2003-05

MA Capitation DMB Report: 55d2 - qSummary recordcode02 by PHP by County - SA

|    | Provider ID | Agent ID | Provider Name                | Co ID | County Name    | Eligible Population |                |              | Total Eligibles | SubTotal SA Cap |
|----|-------------|----------|------------------------------|-------|----------------|---------------------|----------------|--------------|-----------------|-----------------|
|    |             |          |                              |       |                | DAB Eligibles       | TANF Eligibles | DD Eligibles |                 |                 |
| 1  | 4476125     | 00hf     | North Country CMHA           | 01    | Alcona         | 154                 | 1,013          | 312          | 1,479           | \$2,110.33      |
| 2  | 1724945     | 00hj     | Pathways CMHA                | 02    | Alger          | 159                 | 591            | 211          | 961             | \$1,416.40      |
| 3  | 3402136     | 00gr     | Kalamazoo County CMHSP       | 03    | Allegan        | 1,047               | 7,370          | 1,785        | 10,202          | \$14,099.12     |
| 4  | 4476125     | 00hf     | North Country CMHA           | 04    | Alpena         | 467                 | 2,910          | 1,040        | 4,417           | \$7,170.06      |
| 5  | 4476125     | 00hf     | North Country CMHA           | 05    | Antrim         | 311                 | 1,727          | 455          | 2,493           | \$2,862.51      |
| 6  | 1705322     | 00ge     | Bay-Arenac Behavioral Health | 06    | Arenac         | 304                 | 1,830          | 553          | 2,687           | \$3,764.37      |
| 7  | 1724945     | 00hj     | Pathways CMHA                | 07    | Baraga         | 164                 | 710            | 190          | 1,064           | \$1,758.62      |
| 8  | 2920843     | 00hr     | Calhoun CMHA                 | 08    | Barry          | 534                 | 3,594          | 820          | 4,948           | \$8,772.82      |
| 9  | 1705322     | 00ge     | Bay-Arenac Behavioral Health | 09    | Bay            | 1,177               | 9,165          | 2,871        | 13,213          | \$37,971.36     |
| 10 | 1708001     | 00bj     | CEI CMHSP                    | 10    | Benzie         | 217                 | 1,002          | 357          | 1,576           | \$1,861.53      |
| 11 | 2920843     | 00hr     | Calhoun CMHA                 | 11    | Berrien        | 2,383               | 15,921         | 5,445        | 23,749          | \$38,265.21     |
| 12 | 2920843     | 00hr     | Calhoun CMHA                 | 12    | Branch         | 594                 | 3,620          | 966          | 5,180           | \$9,226.27      |
| 13 | 2920843     | 00hr     | Calhoun CMHA                 | 13    | Calhoun        | 1,849               | 13,229         | 4,575        | 19,653          | \$29,233.57     |
| 14 | 3402136     | 00gr     | Kalamazoo County CMHSP       | 14    | Cass           | 691                 | 4,491          | 1,231        | 6,413           | \$10,068.65     |
| 15 | 4476125     | 00hf     | North Country CMHA           | 15    | Charlevoix     | 312                 | 1,940          | 495          | 2,747           | \$3,067.30      |
| 16 | 4476125     | 00hf     | North Country CMHA           | 16    | Cheboygan      | 428                 | 2,789          | 678          | 3,895           | \$4,936.04      |
| 17 | 1724945     | 00hj     | Pathways CMHA                | 17    | Chippewa       | 518                 | 3,383          | 888          | 4,789           | \$6,663.18      |
| 18 | 4344340     | 00gg     | CMH for Central Michigan     | 18    | Clare          | 420                 | 3,769          | 1,284        | 5,473           | \$8,960.55      |
| 19 | 1708001     | 00bj     | CEI CMHSP                    | 19    | Clinton        | 410                 | 2,800          | 734          | 3,944           | \$5,159.55      |
| 20 | 1707158     | 00hc     | North Central CMHSP          | 20    | Crawford       | 184                 | 1,429          | 418          | 2,031           | \$2,834.90      |
| 21 | 1724945     | 00hj     | Pathways CMHA                | 21    | Delta          | 629                 | 3,398          | 955          | 4,982           | \$7,014.82      |
| 22 | 1724945     | 00hj     | Pathways CMHA                | 22    | Dickinson      | 466                 | 2,014          | 561          | 3,041           | \$5,852.59      |
| 23 | 1708001     | 00bj     | CEI CMHSP                    | 23    | Eaton          | 809                 | 5,725          | 1,393        | 7,927           | \$10,008.32     |
| 24 | 4476125     | 00hf     | North Country CMHA           | 24    | Emmet          | 450                 | 2,279          | 524          | 3,253           | \$3,437.16      |
| 25 | 1705233     | 0028     | Genesee County CMHSP         | 25    | Genesee        | 4,914               | 51,772         | 14,818       | 71,504          | \$138,394.71    |
| 26 | 4344340     | 00gg     | CMH for Central Michigan     | 26    | Gladwin        | 392                 | 2,592          | 814          | 3,798           | \$5,416.40      |
| 27 | 1724945     | 00hj     | Pathways CMHA                | 27    | Gogebic        | 461                 | 1,509          | 488          | 2,458           | \$4,752.53      |
| 28 | 1707158     | 00hc     | North Central CMHSP          | 28    | Grand Traverse | 824                 | 4,697          | 1,311        | 6,832           | \$8,800.38      |
| 29 | 1708001     | 00bj     | CEI CMHSP                    | 29    | Gratiot        | 596                 | 3,506          | 1,057        | 5,159           | \$7,060.18      |
| 30 | 1712229     | 00gv     | Jackson-Hillsdale CMHA       | 30    | Hillsdale      | 584                 | 3,507          | 1,163        | 5,254           | \$7,536.95      |
| 31 | 1724945     | 00hj     | Pathways CMHA                | 31    | Houghton       | 632                 | 3,084          | 911          | 4,627           | \$8,838.79      |

SA Capitation by PHP by County

27-Apr-2003 08:56

2003-05

MA Capitation DMB Report: 55d2 - qSummary recordcode02 by PHP by County - SA

|    | Provider ID | Agent ID | Provider Name                | Co ID | County Name | Eligible Population |                |              |                 | SubTotal SA Cap |
|----|-------------|----------|------------------------------|-------|-------------|---------------------|----------------|--------------|-----------------|-----------------|
|    |             |          |                              |       |             | DAB Eligibles       | TANF Eligibles | DD Eligibles | Total Eligibles |                 |
| 32 | 1705322     | 00ge     | Bay-Arenac Behavioral Health | 32    | Huron       | 561                 | 3,103          | 891          | 4,555           | \$5,846.92      |
| 33 | 1708001     | 00bj     | CEI CMHSP                    | 33    | Ingham      | 3,446               | 22,038         | 6,695        | 32,179          | \$46,990.44     |
| 34 | 1708001     | 00bj     | CEI CMHSP                    | 34    | Ionia       | 593                 | 4,545          | 1,169        | 6,307           | \$10,576.15     |
| 35 | 4476125     | 00hf     | North Country CMHA           | 35    | Iosco       | 439                 | 2,837          | 791          | 4,067           | \$5,775.52      |
| 36 | 1724945     | 00hj     | Pathways CMHA                | 36    | Iron        | 422                 | 1,112          | 390          | 1,924           | \$3,656.90      |
| 37 | 4344340     | 00gg     | CMH for Central Michigan     | 37    | Isabella    | 551                 | 3,967          | 1,281        | 5,799           | \$8,535.46      |
| 38 | 1712229     | 00gv     | Jackson-Hillsdale CMHA       | 38    | Jackson     | 1,842               | 13,447         | 4,018        | 19,307          | \$26,107.68     |
| 39 | 3402136     | 00gr     | Kalamazoo County CMHSP       | 39    | Kalamazoo   | 2,551               | 17,193         | 5,554        | 25,298          | \$50,102.10     |
| 40 | 4476125     | 00hf     | North Country CMHA           | 40    | Kalkaska    | 255                 | 1,725          | 477          | 2,457           | \$3,017.33      |
| 41 | 1705430     | 00gs     | Kent County CMHSP            | 41    | Kent        | 6,249               | 46,187         | 13,304       | 65,740          | \$111,252.72    |
| 42 | 1724945     | 00hj     | Pathways CMHA                | 42    | Keweenaw    | 63                  | 162            | 56           | 281             | \$487.75        |
| 43 | 1707158     | 00hc     | West Michigan CMH            | 43    | Lake        | 291                 | 1,353          | 659          | 2,303           | \$3,881.31      |
| 44 | 1708164     | 00ho     | St. Clair County CMHA        | 44    | Lapeer      | 631                 | 5,081          | 1,123        | 6,835           | \$8,347.01      |
| 45 | 1707158     | 00hc     | North Central CMHSP          | 45    | Leelanau    | 190                 | 1,033          | 228          | 1,451           | \$1,710.82      |
| 46 | 1707176     | 00hu     | Washtenaw County CMO         | 46    | Lenawee     | 964                 | 6,497          | 1,975        | 9,436           | \$13,324.50     |
| 47 | 1707176     | 00hu     | Washtenaw County CMO         | 47    | Livingston  | 685                 | 3,945          | 1,034        | 5,664           | \$10,122.16     |
| 48 | 1724945     | 00hj     | Pathways CMHA                | 48    | Luce        | 177                 | 804            | 316          | 1,297           | \$1,991.70      |
| 49 | 1724945     | 00hj     | Pathways CMHA                | 49    | Mackinac    | 156                 | 795            | 201          | 1,152           | \$1,561.06      |
| 50 | 3396315     | 00gx     | Macomb County CCMHSP         | 50    | Macomb      | 7,109               | 37,973         | 11,214       | 56,296          | \$125,293.89    |
| 51 | 1708001     | 00bj     | CEI CMHSP                    | 51    | Manistee    | 353                 | 2,080          | 706          | 3,139           | \$4,474.44      |
| 52 | 1724945     | 00hj     | Pathways CMHA                | 52    | Marquette   | 895                 | 4,175          | 1,303        | 6,373           | \$9,714.76      |
| 53 | 1707158     | 00hc     | West Michigan CMH            | 53    | Mason       | 438                 | 2,842          | 715          | 3,995           | \$5,299.90      |
| 54 | 4344340     | 00gg     | CMH for Central Michigan     | 54    | Mecosta     | 517                 | 3,919          | 1,014        | 5,450           | \$7,623.73      |
| 55 | 1724945     | 00hj     | Pathways CMHA                | 55    | Menominee   | 427                 | 1,876          | 509          | 2,812           | \$3,477.20      |
| 56 | 4344340     | 00gg     | CMH for Central Michigan     | 56    | Midland     | 929                 | 5,362          | 1,573        | 7,864           | \$11,223.43     |
| 57 | 1707158     | 00hc     | North Central CMHSP          | 57    | Missaukee   | 56                  |                |              | 56              | \$28.51         |
| 58 | 1707176     | 00hu     | Washtenaw County CMO         | 58    | Monroe      | 1,081               | 8,021          | 2,431        | 11,533          | \$23,862.12     |
| 59 | 1705322     | 00ge     | Bay-Arenac Behavioral Health | 59    | Montcalm    | 689                 | 5,408          | 1,554        | 7,651           | \$13,155.91     |
| 60 | 4476125     | 00hf     | North Country CMHA           | 60    | Montmorency | 186                 | 1,016          | 331          | 1,533           | \$2,203.19      |
| 61 | 1712452     | 00ha     | Muskegon County CMHSP        | 61    | Muskegon    | 2,539               | 19,812         | 6,330        | 28,681          | \$48,324.82     |
| 62 | 1708001     | 00bj     | CEI CMHSP                    | 62    | Newaygo     | 715                 | 4,724          | 1,414        | 6,853           | \$12,600.55     |

SA Capitation by PHP by County

27-Apr-2003 08:56

2003-05

MA Capitation DMB Report: 55d2 - qSummary recordcode02 by PHP by County - SA

|    | Provider ID | Agent ID | Provider Name                | Co ID | County Name  | Eligible Population |                |              |                 | SubTotal SA Cap |
|----|-------------|----------|------------------------------|-------|--------------|---------------------|----------------|--------------|-----------------|-----------------|
|    |             |          |                              |       |              | DAB Eligibles       | TANF Eligibles | DD Eligibles | Total Eligibles |                 |
| 63 | 1705289     | 0058     | Oakland County CMHA          | 63    | Oakland      | 10,068              | 44,774         | 15,322       | 70,164          | \$149,504.14    |
| 64 | 1707158     | 00hc     | West Michigan CMH            | 64    | Oceana       | 333                 | 3,641          | 827          | 4,801           | \$6,331.59      |
| 65 | 4476125     | 00hf     | North Country CMHA           | 65    | Ogemaw       | 422                 | 2,451          | 812          | 3,685           | \$5,714.48      |
| 66 | 1724945     | 00hj     | Pathways CMHA                | 66    | Ontonagon    | 168                 | 568            | 236          | 972             | \$2,118.85      |
| 67 | 4344340     | 00gg     | CMH for Central Michigan     | 67    | Osceola      | 293                 | 2,472          | 738          | 3,503           | \$4,976.11      |
| 68 | 4476125     | 00hf     | North Country CMHA           | 68    | Oscoda       | 181                 | 952            | 318          | 1,451           | \$2,233.82      |
| 69 | 4476125     | 00hf     | North Country CMHA           | 69    | Otsego       | 270                 | 2,332          | 479          | 3,081           | \$3,996.08      |
| 70 | 1712452     | 00ha     | Muskegon County CMHSP        | 70    | Ottawa       | 1,560               | 10,857         | 2,238        | 14,655          | \$18,348.93     |
| 71 | 4476125     | 00hf     | North Country CMHA           | 71    | Presque Isle | 279                 | 931            | 338          | 1,548           | \$2,058.84      |
| 72 | 1707158     | 00hc     | North Central CMHSP          | 72    | Roscommon    | 417                 | 2,746          | 903          | 4,066           | \$6,607.57      |
| 73 | 1712541     | 00hq     | Saginaw County CMHA          | 73    | Saginaw      | 2,617               | 23,893         | 7,961        | 34,471          | \$97,895.15     |
| 74 | 1708164     | 00ho     | St. Clair County CMHA        | 74    | St. Clair    | 1,739               | 12,665         | 3,216        | 17,620          | \$24,132.97     |
| 75 | 3402136     | 00gr     | Kalamazoo County CMHSP       | 75    | St. Joseph   | 877                 | 6,273          | 1,451        | 8,601           | \$15,404.58     |
| 76 | 1708164     | 00ho     | St. Clair County CMHA        | 76    | Sanilac      | 628                 | 4,108          | 1,019        | 5,755           | \$7,273.24      |
| 77 | 1724945     | 00hj     | Pathways CMHA                | 77    | Schoolcraft  | 203                 | 920            | 293          | 1,416           | \$2,048.29      |
| 78 | 1705322     | 00ge     | Bay-Arenac Behavioral Health | 78    | Shiawassee   | 740                 | 5,548          | 1,470        | 7,758           | \$10,690.31     |
| 79 | 1705322     | 00ge     | Bay-Arenac Behavioral Health | 79    | Tuscola      | 668                 | 4,980          | 1,321        | 6,969           | \$9,043.26      |
| 80 | 2920843     | 00hr     | Calhoun CMHA                 | 80    | Van Buren    | 1,237               | 8,712          | 2,258        | 12,207          | \$18,701.07     |
| 81 | 1707176     | 00hu     | Washtenaw County CMO         | 81    | Washtenaw    | 2,211               | 12,532         | 4,316        | 19,059          | \$39,087.95     |
| 82 | 3119549     | 00gj     | Detroit-Wayne County CMHSP   | 82    | Wayne        | 32,092              | 252,432        | 84,380       | 368,904         | \$892,960.17    |
| 83 | 1707158     | 00hc     | North Central CMHSP          | 83    | Wexford      | 686                 | 4,979          | 1,322        | 6,987           | \$9,392.14      |
| 84 |             |          |                              |       |              |                     |                |              |                 |                 |
| 85 |             |          |                              |       |              |                     |                |              |                 |                 |
|    |             |          |                              |       |              | 116,769             | 809,164        | 249,777      | 1,175,710       | \$ 2,316,404.69 |

Check Value

\$

MA DAB Population by PHP by Age Group

27-Apr-2003 08:56

2003-05

MA Capitation DMB Report: 56a2 - qSummary recordcode02 by PHP - Pop - DAB

|             |          |                  | Eligible Population by Age Group |         |         |         |         |        |        |         |
|-------------|----------|------------------|----------------------------------|---------|---------|---------|---------|--------|--------|---------|
| Provider ID | Agent ID | Affiliation Name | 0 - 17                           | 18 - 25 | 26 - 39 | 40 - 49 | 50 - 64 | 65+    | Total  |         |
| 1           | 1705322  | 00ge             | Access Alliance of Michigan      | 1,736   | 1,314   | 1,771   | 1,986   | 2,535  | 3,457  | 12,799  |
| 2           | 4344340  | 00gg             | CMH for Central Michigan         | 1,526   | 1,056   | 1,381   | 1,522   | 2,001  | 2,320  | 9,806   |
| 3           | 3119549  | 00gj             | Detroit-Wayne County CMHSP       | 23,428  | 9,093   | 15,226  | 18,030  | 24,443 | 26,252 | 116,472 |
| 4           | 1705233  | 0028             | Genesee County CMHSP             | 4,366   | 1,965   | 3,121   | 3,315   | 3,598  | 3,367  | 19,732  |
| 5           | 3402136  | 00gr             | Kalamazoo County CMHSP           | 2,806   | 1,523   | 2,051   | 2,217   | 2,838  | 3,752  | 15,187  |
| 6           | 1705430  | 00gs             | Kent County CMHSP                | 4,044   | 2,320   | 2,784   | 2,696   | 3,200  | 4,509  | 19,553  |
| 7           | 1712452  | 00ha             | Lakeshore Affiliation            | 2,208   | 1,310   | 1,830   | 1,958   | 2,347  | 3,014  | 12,667  |
| 8           | 1712229  | 00gv             | Lifeways                         | 1,627   | 732     | 1,054   | 1,091   | 1,366  | 1,737  | 7,607   |
| 9           | 3396315  | 00gx             | Macomb County CCMHSP             | 2,378   | 1,586   | 2,172   | 2,441   | 3,413  | 6,333  | 18,323  |
| 10          | 1708001  | 00bj             | Mid-Michigan CMHSP Affiliation   | 3,889   | 2,145   | 2,733   | 3,030   | 3,794  | 5,073  | 20,664  |
| 11          | 4476125  | 00hf             | Northern Affiliation             | 1,407   | 1,047   | 1,289   | 1,687   | 2,305  | 3,469  | 11,204  |
| 12          | 1707158  | 00hc             | Northwest Affiliation            | 1,499   | 969     | 1,222   | 1,507   | 1,975  | 2,630  | 9,802   |
| 13          | 1705289  | 0058             | Oakland County CMHA              | 3,525   | 1,925   | 3,092   | 3,294   | 4,435  | 9,119  | 25,390  |
| 14          | 1724945  | 00hj             | Pathways CMHA                    | 1,362   | 1,209   | 1,356   | 1,699   | 2,480  | 4,942  | 13,048  |
| 15          | 1712541  | 00hq             | Saginaw County CMHA              | 2,015   | 1,141   | 1,673   | 1,722   | 1,865  | 2,162  | 10,578  |
| 16          | 2920843  | 00hr             | Summit Pointe                    | 3,834   | 1,908   | 2,629   | 3,097   | 3,950  | 5,243  | 20,661  |
| 17          | 1708164  | 00ho             | Thumb Mental Health Alliance     | 1,424   | 799     | 1,083   | 1,226   | 1,610  | 2,214  | 8,356   |
| 18          | 1707176  | 00hu             | Washtenaw County CMO             | 2,556   | 1,513   | 2,109   | 2,150   | 2,639  | 3,730  | 14,697  |
| 19          |          |                  |                                  |         |         |         |         |        |        | -       |
| 20          |          |                  |                                  |         |         |         |         |        |        |         |
|             |          | State Subtotals  | 65,630                           | 33,555  | 48,576  | 54,668  | 70,794  | 93,323 |        | 366,546 |

Check Values

MA DAB Population by PHP by County by Age Group

27-Apr-2003 08:56

2003-05

MA Capitation DMB Report: 56b2 - qSummary recordcode02 by PHP by County - Pop - DAB

| Provider ID | Agent ID | Provider Name | Co ID                        | County Name | Eligible Population by Age Group |         |         |         |         |       | Total |        |
|-------------|----------|---------------|------------------------------|-------------|----------------------------------|---------|---------|---------|---------|-------|-------|--------|
|             |          |               |                              |             | 0 - 17                           | 18 - 25 | 26 - 39 | 40 - 49 | 50 - 64 | 65+   |       |        |
| 1           | 4476125  | 00hf          | North Country CMHA           | 01          | Alcona                           | 41      | 31      | 44      | 68      | 119   | 163   | 466    |
| 2           | 1724945  | 00hj          | Pathways CMHA                | 02          | Alger                            | 29      | 18      | 37      | 52      | 75    | 159   | 370    |
| 3           | 3402136  | 00gr          | Kalamazoo County CMHSP       | 03          | Allegan                          | 491     | 268     | 362     | 366     | 523   | 822   | 2,832  |
| 4           | 4476125  | 00hf          | North Country CMHA           | 04          | Alpena                           | 132     | 157     | 210     | 277     | 317   | 414   | 1,507  |
| 5           | 4476125  | 00hf          | North Country CMHA           | 05          | Antrim                           | 121     | 64      | 77      | 123     | 148   | 233   | 766    |
| 6           | 1705322  | 00ge          | Bay-Arenac Behavioral Health | 06          | Arenac                           | 85      | 75      | 90      | 143     | 183   | 281   | 857    |
| 7           | 1724945  | 00hj          | Pathways CMHA                | 07          | Baraga                           | 35      | 25      | 26      | 35      | 73    | 160   | 354    |
| 8           | 2920843  | 00hr          | Calhoun CMHA                 | 08          | Barry                            | 213     | 143     | 146     | 191     | 258   | 403   | 1,354  |
| 9           | 1705322  | 00ge          | Bay-Arenac Behavioral Health | 09          | Bay                              | 448     | 402     | 629     | 691     | 828   | 1,050 | 4,048  |
| 10          | 1708001  | 00bj          | CEI CMHSP                    | 10          | Benzie                           | 88      | 53      | 56      | 67      | 123   | 187   | 574    |
| 11          | 2920843  | 00hr          | Calhoun CMHA                 | 11          | Berrien                          | 1,631   | 657     | 945     | 1,183   | 1,479 | 1,933 | 7,828  |
| 12          | 2920843  | 00hr          | Calhoun CMHA                 | 12          | Branch                           | 292     | 139     | 197     | 207     | 276   | 449   | 1,560  |
| 13          | 2920843  | 00hr          | Calhoun CMHA                 | 13          | Calhoun                          | 1,140   | 621     | 939     | 1,035   | 1,230 | 1,459 | 6,424  |
| 14          | 3402136  | 00gr          | Kalamazoo County CMHSP       | 14          | Cass                             | 391     | 181     | 250     | 254     | 369   | 477   | 1,922  |
| 15          | 4476125  | 00hf          | North Country CMHA           | 15          | Charlevoix                       | 119     | 76      | 98      | 83      | 178   | 253   | 807    |
| 16          | 4476125  | 00hf          | North Country CMHA           | 16          | Cheboygan                        | 175     | 95      | 144     | 147     | 213   | 332   | 1,106  |
| 17          | 1724945  | 00hj          | Pathways CMHA                | 17          | Chippewa                         | 237     | 137     | 157     | 211     | 285   | 379   | 1,406  |
| 18          | 4344340  | 00gg          | CMH for Central Michigan     | 18          | Clare                            | 197     | 155     | 245     | 329     | 405   | 373   | 1,704  |
| 19          | 1708001  | 00bj          | CEI CMHSP                    | 19          | Clinton                          | 241     | 112     | 177     | 159     | 180   | 275   | 1,144  |
| 20          | 1707158  | 00hc          | North Central CMHSP          | 20          | Crawford                         | 101     | 57      | 66      | 112     | 116   | 150   | 602    |
| 21          | 1724945  | 00hj          | Pathways CMHA                | 21          | Delta                            | 169     | 177     | 177     | 223     | 298   | 540   | 1,584  |
| 22          | 1724945  | 00hj          | Pathways CMHA                | 22          | Dickinson                        | 110     | 91      | 111     | 141     | 155   | 419   | 1,027  |
| 23          | 1708001  | 00bj          | CEI CMHSP                    | 23          | Eaton                            | 424     | 241     | 305     | 284     | 366   | 582   | 2,202  |
| 24          | 4476125  | 00hf          | North Country CMHA           | 24          | Emmet                            | 102     | 102     | 97      | 114     | 174   | 385   | 974    |
| 25          | 1705233  | 0028          | Genesee County CMHSP         | 25          | Genesee                          | 4,366   | 1,965   | 3,121   | 3,315   | 3,598 | 3,367 | 19,732 |
| 26          | 4344340  | 00gg          | CMH for Central Michigan     | 26          | Gladwin                          | 138     | 91      | 168     | 196     | 287   | 326   | 1,206  |
| 27          | 1724945  | 00hj          | Pathways CMHA                | 27          | Gogebic                          | 87      | 84      | 87      | 123     | 140   | 428   | 949    |
| 28          | 1707158  | 00hc          | North Central CMHSP          | 28          | Grand Traverse                   | 394     | 202     | 289     | 297     | 377   | 576   | 2,135  |
| 29          | 1708001  | 00bj          | CEI CMHSP                    | 29          | Gratiot                          | 198     | 138     | 217     | 227     | 307   | 566   | 1,653  |
| 30          | 1712229  | 00gv          | Jackson-Hillsdale CMHA       | 30          | Hillsdale                        | 314     | 182     | 235     | 235     | 327   | 454   | 1,747  |
| 31          | 1724945  | 00hj          | Pathways CMHA                | 31          | Houghton                         | 98      | 124     | 158     | 185     | 331   | 647   | 1,543  |

MA DAB Population by PHP by County by Age Group

27-Apr-2003 08:56

2003-05

MA Capitation DMB Report: 56b2 - qSummary recordcode02 by PHP by County - Pop - DAB

| Provider ID | Agent ID | Provider Name | Co ID                        | County Name | Eligible Population by Age Group |         |         |         |         |       | Total |        |
|-------------|----------|---------------|------------------------------|-------------|----------------------------------|---------|---------|---------|---------|-------|-------|--------|
|             |          |               |                              |             | 0 - 17                           | 18 - 25 | 26 - 39 | 40 - 49 | 50 - 64 | 65+   |       |        |
| 32          | 1705322  | 00ge          | Bay-Arenac Behavioral Health | 32          | Huron                            | 132     | 144     | 160     | 191     | 304   | 521   | 1,452  |
| 33          | 1708001  | 00bj          | CEI CMHSP                    | 33          | Ingham                           | 2,204   | 1,097   | 1,321   | 1,548   | 1,782 | 2,189 | 10,141 |
| 34          | 1708001  | 00bj          | CEI CMHSP                    | 34          | Ionia                            | 280     | 207     | 262     | 239     | 341   | 433   | 1,762  |
| 35          | 4476125  | 00hf          | North Country CMHA           | 35          | Iosco                            | 141     | 101     | 147     | 195     | 258   | 388   | 1,230  |
| 36          | 1724945  | 00hj          | Pathways CMHA                | 36          | Iron                             | 67      | 62      | 54      | 78      | 154   | 397   | 812    |
| 37          | 4344340  | 00gg          | CMH for Central Michigan     | 37          | Isabella                         | 288     | 236     | 285     | 266     | 350   | 407   | 1,832  |
| 38          | 1712229  | 00gv          | Jackson-Hillsdale CMHA       | 38          | Jackson                          | 1,313   | 550     | 819     | 856     | 1,039 | 1,283 | 5,860  |
| 39          | 3402136  | 00gr          | Kalamazoo County CMHSP       | 39          | Kalamazoo                        | 1,517   | 808     | 1,142   | 1,256   | 1,528 | 1,854 | 8,105  |
| 40          | 4476125  | 00hf          | North Country CMHA           | 40          | Kalkaska                         | 124     | 56      | 83      | 95      | 167   | 207   | 732    |
| 41          | 1705430  | 00gs          | Kent County CMHSP            | 41          | Kent                             | 4,044   | 2,320   | 2,784   | 2,696   | 3,200 | 4,509 | 19,553 |
| 42          | 1724945  | 00hj          | Pathways CMHA                | 42          | Keweenaw                         | 12      | 6       | 8       | 11      | 22    | 60    | 119    |
| 43          | 1707158  | 00hc          | West Michigan CMH            | 43          | Lake                             | 137     | 73      | 101     | 170     | 223   | 246   | 950    |
| 44          | 1708164  | 00ho          | St. Clair County CMHA        | 44          | Lapeer                           | 238     | 142     | 269     | 236     | 314   | 555   | 1,754  |
| 45          | 1707158  | 00hc          | North Central CMHSP          | 45          | Leelanau                         | 75      | 44      | 49      | 35      | 70    | 145   | 418    |
| 46          | 1707176  | 00hu          | Washtenaw County CMO         | 46          | Lenawee                          | 509     | 280     | 414     | 428     | 570   | 738   | 2,939  |
| 47          | 1707176  | 00hu          | Washtenaw County CMO         | 47          | Livingston                       | 329     | 206     | 243     | 219     | 263   | 459   | 1,719  |
| 48          | 1724945  | 00hj          | Pathways CMHA                | 48          | Luce                             | 67      | 49      | 52      | 59      | 110   | 156   | 493    |
| 49          | 1724945  | 00hj          | Pathways CMHA                | 49          | Mackinac                         | 45      | 25      | 34      | 58      | 67    | 128   | 357    |
| 50          | 3396315  | 00gx          | Macomb County CCMHSP         | 50          | Macomb                           | 2,378   | 1,586   | 2,172   | 2,441   | 3,413 | 6,333 | 18,323 |
| 51          | 1708001  | 00bj          | CEI CMHSP                    | 51          | Manistee                         | 118     | 88      | 128     | 151     | 266   | 308   | 1,059  |
| 52          | 1724945  | 00hj          | Pathways CMHA                | 52          | Marquette                        | 236     | 252     | 269     | 309     | 420   | 712   | 2,198  |
| 53          | 1707158  | 00hc          | West Michigan CMH            | 53          | Mason                            | 174     | 135     | 154     | 153     | 196   | 341   | 1,153  |
| 54          | 4344340  | 00gg          | CMH for Central Michigan     | 54          | Mecosta                          | 250     | 196     | 199     | 215     | 276   | 395   | 1,531  |
| 55          | 1724945  | 00hj          | Pathways CMHA                | 55          | Menominee                        | 98      | 89      | 82      | 104     | 173   | 390   | 936    |
| 56          | 4344340  | 00gg          | CMH for Central Michigan     | 56          | Midland                          | 490     | 269     | 339     | 367     | 462   | 575   | 2,502  |
| 57          | 1707158  | 00hc          | North Central CMHSP          | 57          | Missaukee                        | 54      | 1       |         |         | 1     |       | 56     |
| 58          | 1707176  | 00hu          | Washtenaw County CMO         | 58          | Monroe                           | 584     | 360     | 530     | 519     | 662   | 857   | 3,512  |
| 59          | 1705322  | 00ge          | Bay-Arenac Behavioral Health | 59          | Montcalm                         | 381     | 231     | 300     | 355     | 441   | 535   | 2,243  |
| 60          | 4476125  | 00hf          | North Country CMHA           | 60          | Montmorency                      | 61      | 41      | 47      | 73      | 119   | 176   | 517    |
| 61          | 1712452  | 00ha          | Muskegon County CMHSP        | 61          | Muskegon                         | 1,528   | 884     | 1,337   | 1,470   | 1,775 | 1,875 | 8,869  |
| 62          | 1708001  | 00bj          | CEI CMHSP                    | 62          | Newaygo                          | 336     | 209     | 267     | 355     | 429   | 533   | 2,129  |

MA DAB Population by PHP by County by Age Group

27-Apr-2003 08:56

2003-05

MA Capitation DMB Report: 56b2 - qSummary recordcode02 by PHP by County - Pop - DAB

|    | Provider ID | Agent ID | Provider Name                | Co ID | County Name  | Eligible Population by Age Group |         |         |         |         |        | Total   |
|----|-------------|----------|------------------------------|-------|--------------|----------------------------------|---------|---------|---------|---------|--------|---------|
|    |             |          |                              |       |              | 0 - 17                           | 18 - 25 | 26 - 39 | 40 - 49 | 50 - 64 | 65+    |         |
| 63 | 1705289     | 0058     | Oakland County CMHA          | 63    | Oakland      | 3,525                            | 1,925   | 3,092   | 3,294   | 4,435   | 9,119  | 25,390  |
| 64 | 1707158     | 00hc     | West Michigan CMH            | 64    | Oceana       | 146                              | 114     | 136     | 181     | 282     | 301    | 1,160   |
| 65 | 4476125     | 00hf     | North Country CMHA           | 65    | Ogemaw       | 152                              | 116     | 124     | 224     | 266     | 352    | 1,234   |
| 66 | 1724945     | 00hj     | Pathways CMHA                | 66    | Ontonagon    | 35                               | 31      | 37      | 54      | 68      | 179    | 404     |
| 67 | 4344340     | 00gg     | CMH for Central Michigan     | 67    | Osceola      | 163                              | 109     | 145     | 149     | 221     | 244    | 1,031   |
| 68 | 4476125     | 00hf     | North Country CMHA           | 68    | Oscoda       | 63                               | 47      | 47      | 88      | 108     | 146    | 499     |
| 69 | 4476125     | 00hf     | North Country CMHA           | 69    | Otsego       | 112                              | 93      | 107     | 119     | 129     | 189    | 749     |
| 70 | 1712452     | 00ha     | Muskegon County CMHSP        | 70    | Ottawa       | 680                              | 426     | 493     | 488     | 572     | 1,139  | 3,798   |
| 71 | 4476125     | 00hf     | North Country CMHA           | 71    | Presque Isle | 64                               | 68      | 64      | 81      | 109     | 231    | 617     |
| 72 | 1707158     | 00hc     | North Central CMHSP          | 72    | Roscommon    | 159                              | 129     | 179     | 228     | 289     | 336    | 1,320   |
| 73 | 1712541     | 00hq     | Saginaw County CMHA          | 73    | Saginaw      | 2,015                            | 1,141   | 1,673   | 1,722   | 1,865   | 2,162  | 10,578  |
| 74 | 1708164     | 00ho     | St. Clair County CMHA        | 74    | St. Clair    | 993                              | 487     | 645     | 757     | 950     | 1,123  | 4,955   |
| 75 | 3402136     | 00gr     | Kalamazoo County CMHSP       | 75    | St. Joseph   | 407                              | 266     | 297     | 341     | 418     | 599    | 2,328   |
| 76 | 1708164     | 00ho     | St. Clair County CMHA        | 76    | Sanilac      | 193                              | 170     | 169     | 233     | 346     | 536    | 1,647   |
| 77 | 1724945     | 00hj     | Pathways CMHA                | 77    | Schoolcraft  | 37                               | 39      | 67      | 56      | 109     | 188    | 496     |
| 78 | 1705322     | 00ge     | Bay-Arenac Behavioral Health | 78    | Shiawassee   | 342                              | 233     | 326     | 322     | 397     | 590    | 2,210   |
| 79 | 1705322     | 00ge     | Bay-Arenac Behavioral Health | 79    | Tuscola      | 348                              | 229     | 266     | 284     | 382     | 480    | 1,989   |
| 80 | 2920843     | 00hr     | Calhoun CMHA                 | 80    | Van Buren    | 558                              | 348     | 402     | 481     | 707     | 999    | 3,495   |
| 81 | 1707176     | 00hu     | Washtenaw County CMO         | 81    | Washtenaw    | 1,134                            | 667     | 922     | 984     | 1,144   | 1,676  | 6,527   |
| 82 | 3119549     | 00gj     | Detroit-Wayne County CMHSP   | 82    | Wayne        | 23,428                           | 9,093   | 15,226  | 18,030  | 24,443  | 26,252 | 116,472 |
| 83 | 1707158     | 00hc     | North Central CMHSP          | 83    | Wexford      | 259                              | 214     | 248     | 331     | 421     | 535    | 2,008   |
| 84 |             |          |                              |       |              |                                  |         |         |         |         |        |         |
| 85 |             |          |                              |       |              |                                  |         |         |         |         |        |         |
|    |             |          |                              |       |              | 65,630                           | 33,555  | 48,576  | 54,668  | 70,794  | 93,323 | 366,546 |

Check Values



MA TANF Population by PHP by Age Group

27-Apr-2003 08:56

2003-05

MA Capitation DMB Report: 56c2 - qSummary recordcode02 by PHP - Pop - TANF

|             |          |                  | Eligible Population by Age Group |         |         |         |         |       |         |
|-------------|----------|------------------|----------------------------------|---------|---------|---------|---------|-------|---------|
| Provider ID | Agent ID | Affiliation Name | 0 - 17                           | 18 - 25 | 26 - 39 | 40 - 49 | 50 - 64 | 65+   | Total   |
| 1           | 1705322  | 00ge             | Access Alliance of Michigan      | 22,460  | 3,206   | 3,316   | 944     | 108   | 30,034  |
| 2           | 4344340  | 00gg             | CMH for Central Michigan         | 15,903  | 2,464   | 2,837   | 754     | 123   | 22,081  |
| 3           | 3119549  | 00gj             | Detroit-Wayne County CMHSP       | 190,523 | 22,848  | 28,807  | 8,416   | 1,805 | 252,432 |
| 4           | 1705233  | 0028             | Genesee County CMHSP             | 37,378  | 5,532   | 6,861   | 1,733   | 267   | 51,772  |
| 5           | 3402136  | 00gr             | Kalamazoo County CMHSP           | 26,077  | 3,932   | 4,120   | 1,022   | 175   | 35,327  |
| 6           | 1705430  | 00gs             | Kent County CMHSP                | 34,634  | 4,943   | 5,147   | 1,227   | 233   | 46,187  |
| 7           | 1712452  | 00ha             | Lakeshore Affiliation            | 23,062  | 3,436   | 3,237   | 818     | 116   | 30,669  |
| 8           | 1712229  | 00gv             | Lifeways                         | 12,836  | 1,837   | 1,733   | 455     | 93    | 16,954  |
| 9           | 3396315  | 00gx             | Macomb County CCMHSP             | 28,012  | 3,559   | 4,405   | 1,582   | 410   | 37,973  |
| 10          | 1708001  | 00bj             | Mid-Michigan CMHSP Affiliation   | 34,359  | 5,096   | 5,360   | 1,359   | 245   | 46,420  |
| 11          | 4476125  | 00hf             | Northern Affiliation             | 18,670  | 2,558   | 2,689   | 876     | 109   | 24,902  |
| 12          | 1707158  | 00hc             | Northwest Affiliation            | 16,808  | 2,344   | 2,617   | 800     | 150   | 22,720  |
| 13          | 1705289  | 0058             | Oakland County CMHA              | 34,128  | 3,986   | 4,701   | 1,559   | 398   | 44,774  |
| 14          | 1724945  | 00hj             | Pathways CMHA                    | 18,633  | 2,736   | 2,741   | 849     | 142   | 25,101  |
| 15          | 1712541  | 00hq             | Saginaw County CMHA              | 17,653  | 2,492   | 2,908   | 730     | 109   | 23,893  |
| 16          | 2920843  | 00hr             | Summit Pointe                    | 33,244  | 4,978   | 5,234   | 1,362   | 255   | 45,076  |
| 17          | 1708164  | 00ho             | Thumb Mental Health Alliance     | 16,068  | 2,368   | 2,507   | 769     | 142   | 21,854  |
| 18          | 1707176  | 00hu             | Washtenaw County CMO             | 23,259  | 3,191   | 3,467   | 917     | 156   | 30,995  |
| 19          |          |                  |                                  |         |         |         |         |       | -       |
| 20          |          |                  |                                  |         |         |         |         |       |         |
|             |          | State Subtotals  | 603,707                          | 81,506  | 92,687  | 26,172  | 5,036   | 56    | 809,164 |

Check Values

MA TANF Population by PHP by County by Age Group

27-Apr-2003 08:56

2003-05

MA Capitation DMB Report: 56d2 - qSummary recordcode02 by PHP by County - Pop - TANF

| Provider ID | Agent ID | Provider Name | Co ID                        | County Name | Eligible Population by Age Group |         |         |         |         |     | Total |        |
|-------------|----------|---------------|------------------------------|-------------|----------------------------------|---------|---------|---------|---------|-----|-------|--------|
|             |          |               |                              |             | 0 - 17                           | 18 - 25 | 26 - 39 | 40 - 49 | 50 - 64 | 65+ |       |        |
| 1           | 4476125  | 00hf          | North Country CMHA           | 01          | Alcona                           | 741     | 86      | 130     | 51      | 5   |       | 1,013  |
| 2           | 1724945  | 00hj          | Pathways CMHA                | 02          | Alger                            | 444     | 57      | 61      | 26      | 3   |       | 591    |
| 3           | 3402136  | 00gr          | Kalamazoo County CMHSP       | 03          | Allegan                          | 5,606   | 746     | 788     | 186     | 44  |       | 7,370  |
| 4           | 4476125  | 00hf          | North Country CMHA           | 04          | Alpena                           | 2,077   | 332     | 357     | 127     | 17  |       | 2,910  |
| 5           | 4476125  | 00hf          | North Country CMHA           | 05          | Antrim                           | 1,416   | 156     | 114     | 36      | 5   |       | 1,727  |
| 6           | 1705322  | 00ge          | Bay-Arenac Behavioral Health | 06          | Arenac                           | 1,368   | 188     | 175     | 86      | 13  |       | 1,830  |
| 7           | 1724945  | 00hj          | Pathways CMHA                | 07          | Baraga                           | 554     | 66      | 69      | 16      | 5   |       | 710    |
| 8           | 2920843  | 00hr          | Calhoun CMHA                 | 08          | Barry                            | 2,661   | 375     | 426     | 117     | 14  | 1     | 3,594  |
| 9           | 1705322  | 00ge          | Bay-Arenac Behavioral Health | 09          | Bay                              | 6,754   | 1,014   | 1,102   | 263     | 32  |       | 9,165  |
| 10          | 1708001  | 00bj          | CEI CMHSP                    | 10          | Benzie                           | 796     | 106     | 73      | 22      | 5   |       | 1,002  |
| 11          | 2920843  | 00hr          | Calhoun CMHA                 | 11          | Berrien                          | 11,743  | 1,739   | 1,877   | 472     | 90  |       | 15,921 |
| 12          | 2920843  | 00hr          | Calhoun CMHA                 | 12          | Branch                           | 2,684   | 402     | 431     | 84      | 19  |       | 3,620  |
| 13          | 2920843  | 00hr          | Calhoun CMHA                 | 13          | Calhoun                          | 9,942   | 1,471   | 1,406   | 344     | 65  | 1     | 13,229 |
| 14          | 3402136  | 00gr          | Kalamazoo County CMHSP       | 14          | Cass                             | 3,189   | 532     | 575     | 162     | 33  |       | 4,491  |
| 15          | 4476125  | 00hf          | North Country CMHA           | 15          | Charlevoix                       | 1,554   | 165     | 163     | 51      | 7   |       | 1,940  |
| 16          | 4476125  | 00hf          | North Country CMHA           | 16          | Cheboygan                        | 2,110   | 265     | 315     | 84      | 15  |       | 2,789  |
| 17          | 1724945  | 00hj          | Pathways CMHA                | 17          | Chippewa                         | 2,505   | 371     | 382     | 106     | 19  |       | 3,383  |
| 18          | 4344340  | 00gg          | CMH for Central Michigan     | 18          | Clare                            | 2,682   | 388     | 519     | 162     | 18  |       | 3,769  |
| 19          | 1708001  | 00bj          | CEI CMHSP                    | 19          | Clinton                          | 2,166   | 283     | 270     | 73      | 8   |       | 2,800  |
| 20          | 1707158  | 00hc          | North Central CMHSP          | 20          | Crawford                         | 1,071   | 141     | 155     | 51      | 11  |       | 1,429  |
| 21          | 1724945  | 00hj          | Pathways CMHA                | 21          | Delta                            | 2,538   | 340     | 381     | 117     | 22  |       | 3,398  |
| 22          | 1724945  | 00hj          | Pathways CMHA                | 22          | Dickinson                        | 1,509   | 244     | 195     | 62      | 4   |       | 2,014  |
| 23          | 1708001  | 00bj          | CEI CMHSP                    | 23          | Eaton                            | 4,320   | 617     | 632     | 135     | 21  |       | 5,725  |
| 24          | 4476125  | 00hf          | North Country CMHA           | 24          | Emmet                            | 1,831   | 212     | 189     | 41      | 6   |       | 2,279  |
| 25          | 1705233  | 0028          | Genesee County CMHSP         | 25          | Genesee                          | 37,378  | 5,532   | 6,861   | 1,733   | 267 | 1     | 51,772 |
| 26          | 4344340  | 00gg          | CMH for Central Michigan     | 26          | Gladwin                          | 1,994   | 227     | 267     | 89      | 15  |       | 2,592  |
| 27          | 1724945  | 00hj          | Pathways CMHA                | 27          | Gogebic                          | 1,152   | 152     | 145     | 53      | 7   |       | 1,509  |
| 28          | 1707158  | 00hc          | North Central CMHSP          | 28          | Grand Traverse                   | 3,627   | 464     | 450     | 134     | 22  |       | 4,697  |
| 29          | 1708001  | 00bj          | CEI CMHSP                    | 29          | Gratiot                          | 2,601   | 414     | 379     | 99      | 13  |       | 3,506  |
| 30          | 1712229  | 00gv          | Jackson-Hillsdale CMHA       | 30          | Hillsdale                        | 2,584   | 389     | 404     | 102     | 28  |       | 3,507  |
| 31          | 1724945  | 00hj          | Pathways CMHA                | 31          | Houghton                         | 2,353   | 298     | 323     | 95      | 15  |       | 3,084  |

MA TANF Population by PHP by County by Age Group

27-Apr-2003 08:56

2003-05

MA Capitation DMB Report: 56d2 - qSummary recordcode02 by PHP by County - Pop - TANF

| Provider ID | Agent ID | Provider Name | Co ID                        | County Name | Eligible Population by Age Group |         |         |         |         |     | Total |        |
|-------------|----------|---------------|------------------------------|-------------|----------------------------------|---------|---------|---------|---------|-----|-------|--------|
|             |          |               |                              |             | 0 - 17                           | 18 - 25 | 26 - 39 | 40 - 49 | 50 - 64 | 65+ |       |        |
| 32          | 1705322  | 00ge          | Bay-Arenac Behavioral Health | 32          | Huron                            | 2,384   | 283     | 315     | 112     | 9   |       | 3,103  |
| 33          | 1708001  | 00bj          | CEI CMHSP                    | 33          | Ingham                           | 16,082  | 2,426   | 2,719   | 678     | 132 | 1     | 22,038 |
| 34          | 1708001  | 00bj          | CEI CMHSP                    | 34          | Ionia                            | 3,363   | 529     | 498     | 123     | 32  |       | 4,545  |
| 35          | 4476125  | 00hf          | North Country CMHA           | 35          | Iosco                            | 2,052   | 315     | 330     | 125     | 15  |       | 2,837  |
| 36          | 1724945  | 00hj          | Pathways CMHA                | 36          | Iron                             | 822     | 111     | 123     | 47      | 9   |       | 1,112  |
| 37          | 4344340  | 00gg          | CMH for Central Michigan     | 37          | Isabella                         | 2,772   | 561     | 506     | 111     | 17  |       | 3,967  |
| 38          | 1712229  | 00gv          | Jackson-Hillsdale CMHA       | 38          | Jackson                          | 10,252  | 1,448   | 1,329   | 353     | 65  |       | 13,447 |
| 39          | 3402136  | 00gr          | Kalamazoo County CMHSP       | 39          | Kalamazoo                        | 12,691  | 1,899   | 2,040   | 498     | 65  |       | 17,193 |
| 40          | 4476125  | 00hf          | North Country CMHA           | 40          | Kalkaska                         | 1,330   | 169     | 166     | 52      | 8   |       | 1,725  |
| 41          | 1705430  | 00gs          | Kent County CMHSP            | 41          | Kent                             | 34,634  | 4,943   | 5,147   | 1,227   | 233 | 3     | 46,187 |
| 42          | 1724945  | 00hj          | Pathways CMHA                | 42          | Keweenaw                         | 131     | 9       | 16      | 6       |     |       | 162    |
| 43          | 1707158  | 00hc          | West Michigan CMH            | 43          | Lake                             | 982     | 129     | 178     | 53      | 11  |       | 1,353  |
| 44          | 1708164  | 00ho          | St. Clair County CMHA        | 44          | Lapeer                           | 3,873   | 492     | 526     | 158     | 32  |       | 5,081  |
| 45          | 1707158  | 00hc          | North Central CMHSP          | 45          | Leelanau                         | 783     | 83      | 110     | 46      | 11  |       | 1,033  |
| 46          | 1707176  | 00hu          | Washtenaw County CMO         | 46          | Lenawee                          | 4,894   | 672     | 715     | 186     | 30  |       | 6,497  |
| 47          | 1707176  | 00hu          | Washtenaw County CMO         | 47          | Livingston                       | 2,997   | 397     | 390     | 141     | 20  |       | 3,945  |
| 48          | 1724945  | 00hj          | Pathways CMHA                | 48          | Luce                             | 562     | 94      | 113     | 26      | 9   |       | 804    |
| 49          | 1724945  | 00hj          | Pathways CMHA                | 49          | Mackinac                         | 611     | 78      | 67      | 34      | 5   |       | 795    |
| 50          | 3396315  | 00gx          | Macomb County CCMHSP         | 50          | Macomb                           | 28,012  | 3,559   | 4,405   | 1,582   | 410 | 5     | 37,973 |
| 51          | 1708001  | 00bj          | CEI CMHSP                    | 51          | Manistee                         | 1,539   | 211     | 260     | 58      | 12  |       | 2,080  |
| 52          | 1724945  | 00hj          | Pathways CMHA                | 52          | Marquette                        | 2,937   | 554     | 517     | 141     | 26  |       | 4,175  |
| 53          | 1707158  | 00hc          | West Michigan CMH            | 53          | Mason                            | 2,085   | 307     | 329     | 108     | 13  |       | 2,842  |
| 54          | 4344340  | 00gg          | CMH for Central Michigan     | 54          | Mecosta                          | 2,722   | 486     | 558     | 131     | 22  |       | 3,919  |
| 55          | 1724945  | 00hj          | Pathways CMHA                | 55          | Menominee                        | 1,426   | 203     | 177     | 62      | 8   |       | 1,876  |
| 56          | 4344340  | 00gg          | CMH for Central Michigan     | 56          | Midland                          | 3,939   | 545     | 673     | 174     | 31  |       | 5,362  |
| 57          | 1707176  | 00hu          | Washtenaw County CMO         | 58          | Monroe                           | 6,012   | 854     | 908     | 210     | 37  |       | 8,021  |
| 58          | 1705322  | 00ge          | Bay-Arenac Behavioral Health | 59          | Montcalm                         | 4,084   | 596     | 549     | 165     | 14  |       | 5,408  |
| 59          | 4476125  | 00hf          | North Country CMHA           | 60          | Montmorency                      | 708     | 125     | 130     | 48      | 5   |       | 1,016  |
| 60          | 1712452  | 00ha          | Muskegon County CMHSP        | 61          | Muskegon                         | 14,505  | 2,378   | 2,262   | 596     | 71  |       | 19,812 |
| 61          | 1708001  | 00bj          | CEI CMHSP                    | 62          | Newaygo                          | 3,492   | 510     | 529     | 171     | 22  |       | 4,724  |
| 62          | 1705289  | 0058          | Oakland County CMHA          | 63          | Oakland                          | 34,128  | 3,986   | 4,701   | 1,559   | 398 | 2     | 44,774 |

MA TANF Population by PHP by County by Age Group

2003-05

MA Capitation DMB Report: 56d2 - qSummary recordcode02 by PHP by County - Pop - TANF

|    | Provider ID | Agent ID | Provider Name                | Co ID | County Name  | Eligible Population by Age Group |         |         |         |         |     | Total   |
|----|-------------|----------|------------------------------|-------|--------------|----------------------------------|---------|---------|---------|---------|-----|---------|
|    |             |          |                              |       |              | 0 - 17                           | 18 - 25 | 26 - 39 | 40 - 49 | 50 - 64 | 65+ |         |
| 63 | 1707158     | 00hc     | West Michigan CMH            | 64    | Oceana       | 2,630                            | 387     | 464     | 127     | 32      | 1   | 3,641   |
| 64 | 4476125     | 00hf     | North Country CMHA           | 65    | Ogemaw       | 1,722                            | 283     | 335     | 101     | 10      |     | 2,451   |
| 65 | 1724945     | 00hj     | Pathways CMHA                | 66    | Ontonagon    | 413                              | 57      | 66      | 27      | 5       |     | 568     |
| 66 | 4344340     | 00gg     | CMH for Central Michigan     | 67    | Osceola      | 1,794                            | 257     | 314     | 87      | 20      |     | 2,472   |
| 67 | 4476125     | 00hf     | North Country CMHA           | 68    | Oscoda       | 686                              | 100     | 108     | 54      | 4       |     | 952     |
| 68 | 4476125     | 00hf     | North Country CMHA           | 69    | Otsego       | 1,726                            | 248     | 271     | 79      | 8       |     | 2,332   |
| 69 | 1712452     | 00ha     | Muskegon County CMHSP        | 70    | Ottawa       | 8,557                            | 1,058   | 975     | 222     | 45      |     | 10,857  |
| 70 | 4476125     | 00hf     | North Country CMHA           | 71    | Presque Isle | 717                              | 102     | 81      | 27      | 4       |     | 931     |
| 71 | 1707158     | 00hc     | North Central CMHSP          | 72    | Roscommon    | 1,935                            | 270     | 378     | 141     | 22      |     | 2,746   |
| 72 | 1712541     | 00hq     | Saginaw County CMHA          | 73    | Saginaw      | 17,653                           | 2,492   | 2,908   | 730     | 109     | 1   | 23,893  |
| 73 | 1708164     | 00ho     | St. Clair County CMHA        | 74    | St. Clair    | 9,125                            | 1,458   | 1,531   | 467     | 84      |     | 12,665  |
| 74 | 3402136     | 00gr     | Kalamazoo County CMHSP       | 75    | St. Joseph   | 4,591                            | 755     | 717     | 176     | 33      | 1   | 6,273   |
| 75 | 1708164     | 00ho     | St. Clair County CMHA        | 76    | Sanilac      | 3,070                            | 418     | 450     | 144     | 26      |     | 4,108   |
| 76 | 1724945     | 00hj     | Pathways CMHA                | 77    | Schoolcraft  | 676                              | 102     | 106     | 31      | 5       |     | 920     |
| 77 | 1705322     | 00ge     | Bay-Arenac Behavioral Health | 78    | Shiawassee   | 4,109                            | 609     | 644     | 163     | 23      |     | 5,548   |
| 78 | 1705322     | 00ge     | Bay-Arenac Behavioral Health | 79    | Tuscola      | 3,761                            | 516     | 531     | 155     | 17      |     | 4,980   |
| 79 | 2920843     | 00hr     | Calhoun CMHA                 | 80    | Van Buren    | 6,214                            | 991     | 1,094   | 345     | 67      | 1   | 8,712   |
| 80 | 1707176     | 00hu     | Washtenaw County CMO         | 81    | Washtenaw    | 9,356                            | 1,268   | 1,454   | 380     | 69      | 5   | 12,532  |
| 81 | 3119549     | 00gj     | Detroit-Wayne County CMHSP   | 82    | Wayne        | 190,523                          | 22,848  | 28,807  | 8,416   | 1,805   | 33  | 252,432 |
| 82 | 1707158     | 00hc     | North Central CMHSP          | 83    | Wexford      | 3,695                            | 563     | 553     | 140     | 28      |     | 4,979   |
| 83 |             |          |                              |       |              |                                  |         |         |         |         |     | -       |
| 84 |             |          |                              |       |              |                                  |         |         |         |         |     |         |
| 85 |             |          |                              |       |              |                                  |         |         |         |         |     |         |
|    |             |          |                              |       |              | 603,707                          | 81,506  | 92,687  | 26,172  | 5,036   | 56  | 809,164 |

Check Values

MA DD Population by PHP by Age Group

27-Apr-2003 08:56

2003-05

MA Capitation DMB Report: 56e2 - qSummary recordcode02 by PHP - Pop - DD

|             |          |                  | Eligible Population by Age Group |         |         |         |         |        |       |         |
|-------------|----------|------------------|----------------------------------|---------|---------|---------|---------|--------|-------|---------|
| Provider ID | Agent ID | Affiliation Name | 0 - 17                           | 18 - 25 | 26 - 39 | 40 - 49 | 50 - 64 | 65+    | Total |         |
| 1           | 1705322  | 00ge             | Access Alliance of Michigan      | 975     | 778     | 1,753   | 1,972   | 2,516  | 666   | 8,660   |
| 2           | 4344340  | 00gg             | CMH for Central Michigan         | 756     | 586     | 1,372   | 1,506   | 1,989  | 495   | 6,704   |
| 3           | 3119549  | 00gj             | Detroit-Wayne County CMHSP       | 12,645  | 6,230   | 15,103  | 17,874  | 24,267 | 8,261 | 84,380  |
| 4           | 1705233  | 0028             | Genesee County CMHSP             | 2,532   | 1,298   | 3,094   | 3,280   | 3,558  | 1,056 | 14,818  |
| 5           | 3402136  | 00gr             | Kalamazoo County CMHSP           | 1,281   | 909     | 2,025   | 2,197   | 2,819  | 790   | 10,021  |
| 6           | 1705430  | 00gs             | Kent County CMHSP                | 2,229   | 1,496   | 2,762   | 2,672   | 3,167  | 978   | 13,304  |
| 7           | 1712452  | 00ha             | Lakeshore Affiliation            | 1,105   | 815     | 1,817   | 1,939   | 2,326  | 566   | 8,568   |
| 8           | 1712229  | 00gv             | Lifeways                         | 807     | 482     | 1,051   | 1,084   | 1,350  | 407   | 5,181   |
| 9           | 3396315  | 00gx             | Macomb County CCMHSP             | 1,162   | 918     | 2,149   | 2,416   | 3,389  | 1,180 | 11,214  |
| 10          | 1708001  | 00bj             | Mid-Michigan CMHSP Affiliation   | 1,769   | 1,269   | 2,702   | 2,985   | 3,749  | 1,051 | 13,525  |
| 11          | 4476125  | 00hf             | Northern Affiliation             | 687     | 538     | 1,269   | 1,663   | 2,285  | 608   | 7,050   |
| 12          | 1707158  | 00hc             | Northwest Affiliation            | 703     | 519     | 1,199   | 1,493   | 1,958  | 511   | 6,383   |
| 13          | 1705289  | 0058             | Oakland County CMHA              | 1,523   | 1,285   | 3,060   | 3,267   | 4,402  | 1,785 | 15,322  |
| 14          | 1724945  | 00hj             | Pathways CMHA                    | 670     | 592     | 1,335   | 1,685   | 2,465  | 761   | 7,508   |
| 15          | 1712541  | 00hq             | Saginaw County CMHA              | 1,336   | 779     | 1,664   | 1,715   | 1,851  | 616   | 7,961   |
| 16          | 2920843  | 00hr             | Summit Pointe                    | 1,998   | 1,259   | 2,594   | 3,067   | 3,915  | 1,231 | 14,064  |
| 17          | 1708164  | 00ho             | Thumb Mental Health Alliance     | 592     | 455     | 1,070   | 1,218   | 1,599  | 424   | 5,358   |
| 18          | 1707176  | 00hu             | Washtenaw County CMO             | 1,207   | 980     | 2,070   | 2,125   | 2,615  | 759   | 9,756   |
| 19          |          |                  |                                  |         |         |         |         |        |       | -       |
| 20          |          |                  |                                  |         |         |         |         |        |       |         |
|             |          | State Subtotals  | 33,977                           | 21,188  | 48,089  | 54,158  | 70,220  | 22,145 |       | 249,777 |

Check Values

MA DD Population by PHP by County by Age Group

27-Apr-2003 08:56

2003-05

MA Capitation DMB Report: 56f2 - qSummary recordcode02 by PHP by County - Pop - DD

|    | Provider ID | Agent ID | Provider Name                | Co ID | County Name    | Eligible Population by Age Group |         |         |         |         |       | Total  |
|----|-------------|----------|------------------------------|-------|----------------|----------------------------------|---------|---------|---------|---------|-------|--------|
|    |             |          |                              |       |                | 0 - 17                           | 18 - 25 | 26 - 39 | 40 - 49 | 50 - 64 | 65+   |        |
| 1  | 4476125     | 00hf     | North Country CMHA           | 01    | Alcona         | 36                               | 10      | 43      | 68      | 118     | 37    | 312    |
| 2  | 1724945     | 00hj     | Pathways CMHA                | 02    | Alger          | 16                               | 5       | 37      | 51      | 74      | 28    | 211    |
| 3  | 3402136     | 00gr     | Kalamazoo County CMHSP       | 03    | Allegan        | 221                              | 173     | 362     | 363     | 517     | 149   | 1,785  |
| 4  | 4476125     | 00hf     | North Country CMHA           | 04    | Alpena         | 77                               | 87      | 208     | 274     | 313     | 81    | 1,040  |
| 5  | 4476125     | 00hf     | North Country CMHA           | 05    | Antrim         | 46                               | 44      | 76      | 118     | 145     | 26    | 455    |
| 6  | 1705322     | 00ge     | Bay-Arenac Behavioral Health | 06    | Arenac         | 51                               | 34      | 89      | 143     | 181     | 55    | 553    |
| 7  | 1724945     | 00hj     | Pathways CMHA                | 07    | Baraga         | 10                               | 13      | 24      | 35      | 73      | 35    | 190    |
| 8  | 2920843     | 00hr     | Calhoun CMHA                 | 08    | Barry          | 94                               | 86      | 144     | 188     | 253     | 55    | 820    |
| 9  | 1705322     | 00ge     | Bay-Arenac Behavioral Health | 09    | Bay            | 277                              | 240     | 622     | 687     | 824     | 221   | 2,871  |
| 10 | 1708001     | 00bj     | CEI CMHSP                    | 10    | Benzie         | 44                               | 31      | 54      | 66      | 122     | 40    | 357    |
| 11 | 2920843     | 00hr     | Calhoun CMHA                 | 11    | Berrien        | 920                              | 462     | 931     | 1,174   | 1,468   | 490   | 5,445  |
| 12 | 2920843     | 00hr     | Calhoun CMHA                 | 12    | Branch         | 121                              | 74      | 194     | 205     | 274     | 98    | 966    |
| 13 | 2920843     | 00hr     | Calhoun CMHA                 | 13    | Calhoun        | 599                              | 449     | 931     | 1,021   | 1,214   | 361   | 4,575  |
| 14 | 3402136     | 00gr     | Kalamazoo County CMHSP       | 14    | Cass           | 165                              | 113     | 249     | 251     | 366     | 87    | 1,231  |
| 15 | 4476125     | 00hf     | North Country CMHA           | 15    | Charlevoix     | 53                               | 42      | 98      | 81      | 177     | 44    | 495    |
| 16 | 4476125     | 00hf     | North Country CMHA           | 16    | Cheboygan      | 75                               | 47      | 141     | 145     | 210     | 60    | 678    |
| 17 | 1724945     | 00hj     | Pathways CMHA                | 17    | Chippewa       | 85                               | 72      | 155     | 211     | 284     | 81    | 888    |
| 18 | 4344340     | 00gg     | CMH for Central Michigan     | 18    | Clare          | 131                              | 82      | 245     | 327     | 403     | 96    | 1,284  |
| 19 | 1708001     | 00bj     | CEI CMHSP                    | 19    | Clinton        | 107                              | 71      | 175     | 156     | 179     | 46    | 734    |
| 20 | 1707158     | 00hc     | North Central CMHSP          | 20    | Crawford       | 58                               | 32      | 66      | 111     | 113     | 38    | 418    |
| 21 | 1724945     | 00hj     | Pathways CMHA                | 21    | Delta          | 90                               | 95      | 173     | 219     | 296     | 82    | 955    |
| 22 | 1724945     | 00hj     | Pathways CMHA                | 22    | Dickinson      | 65                               | 49      | 109     | 140     | 155     | 43    | 561    |
| 23 | 1708001     | 00bj     | CEI CMHSP                    | 23    | Eaton          | 228                              | 149     | 299     | 277     | 362     | 78    | 1,393  |
| 24 | 4476125     | 00hf     | North Country CMHA           | 24    | Emmet          | 54                               | 40      | 96      | 113     | 174     | 47    | 524    |
| 25 | 1705233     | 0028     | Genesee County CMHSP         | 25    | Genesee        | 2,532                            | 1,298   | 3,094   | 3,280   | 3,558   | 1,056 | 14,818 |
| 26 | 4344340     | 00gg     | CMH for Central Michigan     | 26    | Gladwin        | 63                               | 47      | 167     | 193     | 287     | 57    | 814    |
| 27 | 1724945     | 00hj     | Pathways CMHA                | 27    | Gogebic        | 47                               | 36      | 86      | 122     | 139     | 58    | 488    |
| 28 | 1707158     | 00hc     | North Central CMHSP          | 28    | Grand Traverse | 161                              | 101     | 281     | 291     | 375     | 102   | 1,311  |
| 29 | 1708001     | 00bj     | CEI CMHSP                    | 29    | Gratiot        | 128                              | 87      | 213     | 225     | 304     | 100   | 1,057  |
| 30 | 1712229     | 00gv     | Jackson-Hillsdale CMHA       | 30    | Hillsdale      | 160                              | 108     | 234     | 233     | 324     | 104   | 1,163  |
| 31 | 1724945     | 00hj     | Pathways CMHA                | 31    | Houghton       | 65                               | 65      | 157     | 183     | 328     | 113   | 911    |

MA DD Population by PHP by County by Age Group

27-Apr-2003 08:56

2003-05

MA Capitation DMB Report: 56f2 - qSummary recordcode02 by PHP by County - Pop - DD

|    | Provider ID | Agent ID | Provider Name                | Co ID | County Name | Eligible Population by Age Group |         |         |         |         |       | Total  |
|----|-------------|----------|------------------------------|-------|-------------|----------------------------------|---------|---------|---------|---------|-------|--------|
|    |             |          |                              |       |             | 0 - 17                           | 18 - 25 | 26 - 39 | 40 - 49 | 50 - 64 | 65+   |        |
| 32 | 1705322     | 00ge     | Bay-Arenac Behavioral Health | 32    | Huron       | 69                               | 74      | 158     | 189     | 303     | 98    | 891    |
| 33 | 1708001     | 00bj     | CEI CMHSP                    | 33    | Ingham      | 924                              | 654     | 1,307   | 1,522   | 1,756   | 532   | 6,695  |
| 34 | 1708001     | 00bj     | CEI CMHSP                    | 34    | Ionia       | 123                              | 119     | 261     | 237     | 340     | 89    | 1,169  |
| 35 | 4476125     | 00hf     | North Country CMHA           | 35    | Iosco       | 78                               | 56      | 147     | 192     | 256     | 62    | 791    |
| 36 | 1724945     | 00hj     | Pathways CMHA                | 36    | Iron        | 38                               | 28      | 54      | 78      | 154     | 38    | 390    |
| 37 | 4344340     | 00gg     | CMH for Central Michigan     | 37    | Isabella    | 160                              | 133     | 281     | 264     | 350     | 93    | 1,281  |
| 38 | 1712229     | 00gv     | Jackson-Hillsdale CMHA       | 38    | Jackson     | 647                              | 374     | 817     | 851     | 1,026   | 303   | 4,018  |
| 39 | 3402136     | 00gr     | Kalamazoo County CMHSP       | 39    | Kalamazoo   | 748                              | 489     | 1,121   | 1,247   | 1,518   | 431   | 5,554  |
| 40 | 4476125     | 00hf     | North Country CMHA           | 40    | Kalkaska    | 58                               | 30      | 82      | 94      | 167     | 46    | 477    |
| 41 | 1705430     | 00gs     | Kent County CMHSP            | 41    | Kent        | 2,229                            | 1,496   | 2,762   | 2,672   | 3,167   | 978   | 13,304 |
| 42 | 1724945     | 00hj     | Pathways CMHA                | 42    | Keweenaw    | 7                                | 1       | 8       | 11      | 21      | 8     | 56     |
| 43 | 1707158     | 00hc     | West Michigan CMH            | 43    | Lake        | 70                               | 44      | 101     | 168     | 221     | 55    | 659    |
| 44 | 1708164     | 00ho     | St. Clair County CMHA        | 44    | Lapeer      | 100                              | 85      | 266     | 236     | 312     | 124   | 1,123  |
| 45 | 1707158     | 00hc     | North Central CMHSP          | 45    | Leelanau    | 33                               | 25      | 46      | 35      | 68      | 21    | 228    |
| 46 | 1707176     | 00hu     | Washtenaw County CMO         | 46    | Lenawee     | 250                              | 187     | 408     | 423     | 565     | 142   | 1,975  |
| 47 | 1707176     | 00hu     | Washtenaw County CMO         | 47    | Livingston  | 106                              | 144     | 238     | 215     | 262     | 69    | 1,034  |
| 48 | 1724945     | 00hj     | Pathways CMHA                | 48    | Luce        | 32                               | 24      | 51      | 59      | 109     | 41    | 316    |
| 49 | 1724945     | 00hj     | Pathways CMHA                | 49    | Mackinac    | 17                               | 10      | 34      | 58      | 66      | 16    | 201    |
| 50 | 3396315     | 00gx     | Macomb County CCMHSP         | 50    | Macomb      | 1,162                            | 918     | 2,149   | 2,416   | 3,389   | 1,180 | 11,214 |
| 51 | 1708001     | 00bj     | CEI CMHSP                    | 51    | Manistee    | 63                               | 53      | 127     | 150     | 262     | 51    | 706    |
| 52 | 1724945     | 00hj     | Pathways CMHA                | 52    | Marquette   | 101                              | 124     | 264     | 304     | 418     | 92    | 1,303  |
| 53 | 1707158     | 00hc     | West Michigan CMH            | 53    | Mason       | 80                               | 81      | 150     | 152     | 196     | 56    | 715    |
| 54 | 4344340     | 00gg     | CMH for Central Michigan     | 54    | Mecosta     | 153                              | 98      | 197     | 213     | 273     | 80    | 1,014  |
| 55 | 1724945     | 00hj     | Pathways CMHA                | 55    | Menominee   | 55                               | 36      | 80      | 104     | 172     | 62    | 509    |
| 56 | 4344340     | 00gg     | CMH for Central Michigan     | 56    | Midland     | 170                              | 155     | 337     | 363     | 455     | 93    | 1,573  |
| 57 | 1707176     | 00hu     | Washtenaw County CMO         | 58    | Monroe      | 334                              | 227     | 523     | 513     | 656     | 178   | 2,431  |
| 58 | 1705322     | 00ge     | Bay-Arenac Behavioral Health | 59    | Montcalm    | 221                              | 141     | 297     | 353     | 436     | 106   | 1,554  |
| 59 | 4476125     | 00hf     | North Country CMHA           | 60    | Montmorency | 30                               | 20      | 47      | 73      | 119     | 42    | 331    |
| 60 | 1712452     | 00ha     | Muskegon County CMHSP        | 61    | Muskegon    | 842                              | 528     | 1,327   | 1,453   | 1,758   | 422   | 6,330  |
| 61 | 1708001     | 00bj     | CEI CMHSP                    | 62    | Newaygo     | 152                              | 105     | 266     | 352     | 424     | 115   | 1,414  |
| 62 | 1705289     | 0058     | Oakland County CMHA          | 63    | Oakland     | 1,523                            | 1,285   | 3,060   | 3,267   | 4,402   | 1,785 | 15,322 |

MA DD Population by PHP by County by Age Group

27-Apr-2003 08:56

2003-05

MA Capitation DMB Report: 56f2 - qSummary recordcode02 by PHP by County - Pop - DD

|    | Provider ID | Agent ID | Provider Name                | Co ID | County Name  | Eligible Population by Age Group |         |         |         |         |        | Total   |
|----|-------------|----------|------------------------------|-------|--------------|----------------------------------|---------|---------|---------|---------|--------|---------|
|    |             |          |                              |       |              | 0 - 17                           | 18 - 25 | 26 - 39 | 40 - 49 | 50 - 64 | 65+    |         |
| 63 | 1707158     | 00hc     | West Michigan CMH            | 64    | Oceana       | 88                               | 61      | 135     | 180     | 280     | 83     | 827     |
| 64 | 4476125     | 00hf     | North Country CMHA           | 65    | Ogemaw       | 63                               | 73      | 122     | 222     | 264     | 68     | 812     |
| 65 | 1724945     | 00hj     | Pathways CMHA                | 66    | Ontonagon    | 24                               | 17      | 36      | 54      | 68      | 37     | 236     |
| 66 | 4344340     | 00gg     | CMH for Central Michigan     | 67    | Osceola      | 79                               | 71      | 145     | 146     | 221     | 76     | 738     |
| 67 | 4476125     | 00hf     | North Country CMHA           | 68    | Oscoda       | 36                               | 15      | 45      | 88      | 107     | 27     | 318     |
| 68 | 4476125     | 00hf     | North Country CMHA           | 69    | Otsego       | 57                               | 47      | 100     | 115     | 126     | 34     | 479     |
| 69 | 1712452     | 00ha     | Muskegon County CMHSP        | 70    | Ottawa       | 263                              | 287     | 490     | 486     | 568     | 144    | 2,238   |
| 70 | 4476125     | 00hf     | North Country CMHA           | 71    | Presque Isle | 24                               | 27      | 64      | 80      | 109     | 34     | 338     |
| 71 | 1707158     | 00hc     | North Central CMHSP          | 72    | Roscommon    | 87                               | 59      | 177     | 228     | 285     | 67     | 903     |
| 72 | 1712541     | 00hq     | Saginaw County CMHA          | 73    | Saginaw      | 1,336                            | 779     | 1,664   | 1,715   | 1,851   | 616    | 7,961   |
| 73 | 1708164     | 00ho     | St. Clair County CMHA        | 74    | St. Clair    | 384                              | 294     | 639     | 749     | 942     | 208    | 3,216   |
| 74 | 3402136     | 00gr     | Kalamazoo County CMHSP       | 75    | St. Joseph   | 147                              | 134     | 293     | 336     | 418     | 123    | 1,451   |
| 75 | 1708164     | 00ho     | St. Clair County CMHA        | 76    | Sanilac      | 108                              | 76      | 165     | 233     | 345     | 92     | 1,019   |
| 76 | 1724945     | 00hj     | Pathways CMHA                | 77    | Schoolcraft  | 18                               | 17      | 67      | 56      | 108     | 27     | 293     |
| 77 | 1705322     | 00ge     | Bay-Arenac Behavioral Health | 78    | Shiawassee   | 196                              | 145     | 323     | 320     | 390     | 96     | 1,470   |
| 78 | 1705322     | 00ge     | Bay-Arenac Behavioral Health | 79    | Tuscola      | 161                              | 144     | 264     | 280     | 382     | 90     | 1,321   |
| 79 | 2920843     | 00hr     | Calhoun CMHA                 | 80    | Van Buren    | 264                              | 188     | 394     | 479     | 706     | 227    | 2,258   |
| 80 | 1707176     | 00hu     | Washtenaw County CMO         | 81    | Washtenaw    | 517                              | 422     | 901     | 974     | 1,132   | 370    | 4,316   |
| 81 | 3119549     | 00gj     | Detroit-Wayne County CMHSP   | 82    | Wayne        | 12,645                           | 6,230   | 15,103  | 17,874  | 24,267  | 8,261  | 84,380  |
| 82 | 1707158     | 00hc     | North Central CMHSP          | 83    | Wexford      | 126                              | 116     | 243     | 328     | 420     | 89     | 1,322   |
| 83 |             |          |                              |       |              |                                  |         |         |         |         |        | -       |
| 84 |             |          |                              |       |              |                                  |         |         |         |         |        |         |
| 85 |             |          |                              |       |              |                                  |         |         |         |         |        |         |
|    |             |          |                              |       |              | 33,977                           | 21,188  | 48,089  | 54,158  | 70,220  | 22,145 | 249,777 |

Check Values



MA SA Population by PHP by Age Group

27-Apr-2003 08:56

2003-05

MA Capitation DMB Report: 56g2 - Summary recordcode02 by PHP - Pop - SA

|             |          |                  | Eligible Population by Age Group |         |         |         |         |        |           |         |
|-------------|----------|------------------|----------------------------------|---------|---------|---------|---------|--------|-----------|---------|
| Provider ID | Agent ID | Affiliation Name | 0 - 17                           | 18 - 25 | 26 - 39 | 40 - 49 | 50 - 64 | 65+    | Total     |         |
| 1           | 1705322  | 00ge             | Access Alliance of Michigan      | 24,196  | 4,520   | 5,087   | 2,930   | 2,643  | 3,457     | 42,833  |
| 2           | 4344340  | 00gg             | CMH for Central Michigan         | 17,429  | 3,520   | 4,218   | 2,276   | 2,124  | 2,320     | 31,887  |
| 3           | 3119549  | 00gj             | Detroit-Wayne County CMHSP       | 213,951 | 31,941  | 44,033  | 26,446  | 26,248 | 26,285    | 368,904 |
| 4           | 1705233  | 0028             | Genesee County CMHSP             | 41,744  | 7,497   | 9,982   | 5,048   | 3,865  | 3,368     | 71,504  |
| 5           | 3402136  | 00gr             | Kalamazoo County CMHSP           | 28,883  | 5,455   | 6,171   | 3,239   | 3,013  | 3,753     | 50,514  |
| 6           | 1705430  | 00gs             | Kent County CMHSP                | 38,678  | 7,263   | 7,931   | 3,923   | 3,433  | 4,512     | 65,740  |
| 7           | 1712452  | 00ha             | Lakeshore Affiliation            | 25,270  | 4,746   | 5,067   | 2,776   | 2,463  | 3,014     | 43,336  |
| 8           | 1712229  | 00gv             | Lifeways                         | 14,463  | 2,569   | 2,787   | 1,546   | 1,459  | 1,737     | 24,561  |
| 9           | 3396315  | 00gx             | Macomb County CCMHSP             | 30,390  | 5,145   | 6,577   | 4,023   | 3,823  | 6,338     | 56,296  |
| 10          | 1708001  | 00bj             | Mid-Michigan CMHSP Affiliation   | 38,248  | 7,241   | 8,093   | 4,389   | 4,039  | 5,074     | 67,084  |
| 11          | 4476125  | 00hf             | Northern Affiliation             | 20,077  | 3,605   | 3,978   | 2,563   | 2,414  | 3,469     | 36,106  |
| 12          | 1707158  | 00hc             | Northwest Affiliation            | 18,307  | 3,313   | 3,839   | 2,307   | 2,125  | 2,631     | 32,522  |
| 13          | 1705289  | 0058             | Oakland County CMHA              | 37,653  | 5,911   | 7,793   | 4,853   | 4,833  | 9,121     | 70,164  |
| 14          | 1724945  | 00hj             | Pathways CMHA                    | 19,995  | 3,945   | 4,097   | 2,548   | 2,622  | 4,942     | 38,149  |
| 15          | 1712541  | 00hq             | Saginaw County CMHA              | 19,668  | 3,633   | 4,581   | 2,452   | 1,974  | 2,163     | 34,471  |
| 16          | 2920843  | 00hr             | Summit Pointe                    | 37,078  | 6,886   | 7,863   | 4,459   | 4,205  | 5,246     | 65,737  |
| 17          | 1708164  | 00ho             | Thumb Mental Health Alliance     | 17,492  | 3,167   | 3,590   | 1,995   | 1,752  | 2,214     | 30,210  |
| 18          | 1707176  | 00hu             | Washtenaw County CMO             | 25,815  | 4,704   | 5,576   | 3,067   | 2,795  | 3,735     | 45,692  |
| 19          |          |                  |                                  |         |         |         |         |        |           | -       |
| 20          |          |                  |                                  |         |         |         |         |        |           |         |
|             |          | State Subtotals  | 669,337                          | 115,061 | 141,263 | 80,840  | 75,830  | 93,379 | 1,175,710 |         |

Check Values

MA SA Population by PHP by County by Age Group

27-Apr-2003 08:56

2003-05

MA Capitation DMB Report: 56h2 - qSummary recordcode02 by PHP by County - Pop - SA

| Provider ID | Agent ID | Provider Name | Co ID                        | County Name | Eligible Population by Age Group |         |         |         |         |       | Total |        |
|-------------|----------|---------------|------------------------------|-------------|----------------------------------|---------|---------|---------|---------|-------|-------|--------|
|             |          |               |                              |             | 0 - 17                           | 18 - 25 | 26 - 39 | 40 - 49 | 50 - 64 | 65+   |       |        |
| 1           | 4476125  | 00hf          | North Country CMHA           | 01          | Alcona                           | 782     | 117     | 174     | 119     | 124   | 163   | 1,479  |
| 2           | 1724945  | 00hj          | Pathways CMHA                | 02          | Alger                            | 473     | 75      | 98      | 78      | 78    | 159   | 961    |
| 3           | 3402136  | 00gr          | Kalamazoo County CMHSP       | 03          | Allegan                          | 6,097   | 1,014   | 1,150   | 552     | 567   | 822   | 10,202 |
| 4           | 4476125  | 00hf          | North Country CMHA           | 04          | Alpena                           | 2,209   | 489     | 567     | 404     | 334   | 414   | 4,417  |
| 5           | 4476125  | 00hf          | North Country CMHA           | 05          | Antrim                           | 1,537   | 220     | 191     | 159     | 153   | 233   | 2,493  |
| 6           | 1705322  | 00ge          | Bay-Arenac Behavioral Health | 06          | Arenac                           | 1,453   | 263     | 265     | 229     | 196   | 281   | 2,687  |
| 7           | 1724945  | 00hj          | Pathways CMHA                | 07          | Baraga                           | 589     | 91      | 95      | 51      | 78    | 160   | 1,064  |
| 8           | 2920843  | 00hr          | Calhoun CMHA                 | 08          | Barry                            | 2,874   | 518     | 572     | 308     | 272   | 404   | 4,948  |
| 9           | 1705322  | 00ge          | Bay-Arenac Behavioral Health | 09          | Bay                              | 7,202   | 1,416   | 1,731   | 954     | 860   | 1,050 | 13,213 |
| 10          | 1708001  | 00bj          | CEI CMHSP                    | 10          | Benzie                           | 884     | 159     | 129     | 89      | 128   | 187   | 1,576  |
| 11          | 2920843  | 00hr          | Calhoun CMHA                 | 11          | Berrien                          | 13,374  | 2,396   | 2,822   | 1,655   | 1,569 | 1,933 | 23,749 |
| 12          | 2920843  | 00hr          | Calhoun CMHA                 | 12          | Branch                           | 2,976   | 541     | 628     | 291     | 295   | 449   | 5,180  |
| 13          | 2920843  | 00hr          | Calhoun CMHA                 | 13          | Calhoun                          | 11,082  | 2,092   | 2,345   | 1,379   | 1,295 | 1,460 | 19,653 |
| 14          | 3402136  | 00gr          | Kalamazoo County CMHSP       | 14          | Cass                             | 3,580   | 713     | 825     | 416     | 402   | 477   | 6,413  |
| 15          | 4476125  | 00hf          | North Country CMHA           | 15          | Charlevoix                       | 1,673   | 241     | 261     | 134     | 185   | 253   | 2,747  |
| 16          | 4476125  | 00hf          | North Country CMHA           | 16          | Cheboygan                        | 2,285   | 360     | 459     | 231     | 228   | 332   | 3,895  |
| 17          | 1724945  | 00hj          | Pathways CMHA                | 17          | Chippewa                         | 2,742   | 508     | 539     | 317     | 304   | 379   | 4,789  |
| 18          | 4344340  | 00gg          | CMH for Central Michigan     | 18          | Clare                            | 2,879   | 543     | 764     | 491     | 423   | 373   | 5,473  |
| 19          | 1708001  | 00bj          | CEI CMHSP                    | 19          | Clinton                          | 2,407   | 395     | 447     | 232     | 188   | 275   | 3,944  |
| 20          | 1707158  | 00hc          | North Central CMHSP          | 20          | Crawford                         | 1,172   | 198     | 221     | 163     | 127   | 150   | 2,031  |
| 21          | 1724945  | 00hj          | Pathways CMHA                | 21          | Delta                            | 2,707   | 517     | 558     | 340     | 320   | 540   | 4,982  |
| 22          | 1724945  | 00hj          | Pathways CMHA                | 22          | Dickinson                        | 1,619   | 335     | 306     | 203     | 159   | 419   | 3,041  |
| 23          | 1708001  | 00bj          | CEI CMHSP                    | 23          | Eaton                            | 4,744   | 858     | 937     | 419     | 387   | 582   | 7,927  |
| 24          | 4476125  | 00hf          | North Country CMHA           | 24          | Emmet                            | 1,933   | 314     | 286     | 155     | 180   | 385   | 3,253  |
| 25          | 1705233  | 0028          | Genesee County CMHSP         | 25          | Genesee                          | 41,744  | 7,497   | 9,982   | 5,048   | 3,865 | 3,368 | 71,504 |
| 26          | 4344340  | 00gg          | CMH for Central Michigan     | 26          | Gladwin                          | 2,132   | 318     | 435     | 285     | 302   | 326   | 3,798  |
| 27          | 1724945  | 00hj          | Pathways CMHA                | 27          | Gogebic                          | 1,239   | 236     | 232     | 176     | 147   | 428   | 2,458  |
| 28          | 1707158  | 00hc          | North Central CMHSP          | 28          | Grand Traverse                   | 4,021   | 666     | 739     | 431     | 399   | 576   | 6,832  |
| 29          | 1708001  | 00bj          | CEI CMHSP                    | 29          | Gratiot                          | 2,799   | 552     | 596     | 326     | 320   | 566   | 5,159  |
| 30          | 1712229  | 00gv          | Jackson-Hillsdale CMHA       | 30          | Hillsdale                        | 2,898   | 571     | 639     | 337     | 355   | 454   | 5,254  |
| 31          | 1724945  | 00hj          | Pathways CMHA                | 31          | Houghton                         | 2,451   | 422     | 481     | 280     | 346   | 647   | 4,627  |

MA SA Population by PHP by County by Age Group

27-Apr-2003 08:56

2003-05

MA Capitation DMB Report: 56h2 - qSummary recordcode02 by PHP by County - Pop - SA

| Provider ID | Agent ID | Provider Name | Co ID                        | County Name | Eligible Population by Age Group |         |         |         |         |       | Total |        |
|-------------|----------|---------------|------------------------------|-------------|----------------------------------|---------|---------|---------|---------|-------|-------|--------|
|             |          |               |                              |             | 0 - 17                           | 18 - 25 | 26 - 39 | 40 - 49 | 50 - 64 | 65+   |       |        |
| 32          | 1705322  | 00ge          | Bay-Arenac Behavioral Health | 32          | Huron                            | 2,516   | 427     | 475     | 303     | 313   | 521   | 4,555  |
| 33          | 1708001  | 00bj          | CEI CMHSP                    | 33          | Ingham                           | 18,286  | 3,523   | 4,040   | 2,226   | 1,914 | 2,190 | 32,179 |
| 34          | 1708001  | 00bj          | CEI CMHSP                    | 34          | Ionia                            | 3,643   | 736     | 760     | 362     | 373   | 433   | 6,307  |
| 35          | 4476125  | 00hf          | North Country CMHA           | 35          | Iosco                            | 2,193   | 416     | 477     | 320     | 273   | 388   | 4,067  |
| 36          | 1724945  | 00hj          | Pathways CMHA                | 36          | Iron                             | 889     | 173     | 177     | 125     | 163   | 397   | 1,924  |
| 37          | 4344340  | 00gg          | CMH for Central Michigan     | 37          | Isabella                         | 3,060   | 797     | 791     | 377     | 367   | 407   | 5,799  |
| 38          | 1712229  | 00gv          | Jackson-Hillsdale CMHA       | 38          | Jackson                          | 11,565  | 1,998   | 2,148   | 1,209   | 1,104 | 1,283 | 19,307 |
| 39          | 3402136  | 00gr          | Kalamazoo County CMHSP       | 39          | Kalamazoo                        | 14,208  | 2,707   | 3,182   | 1,754   | 1,593 | 1,854 | 25,298 |
| 40          | 4476125  | 00hf          | North Country CMHA           | 40          | Kalkaska                         | 1,454   | 225     | 249     | 147     | 175   | 207   | 2,457  |
| 41          | 1705430  | 00gs          | Kent County CMHSP            | 41          | Kent                             | 38,678  | 7,263   | 7,931   | 3,923   | 3,433 | 4,512 | 65,740 |
| 42          | 1724945  | 00hj          | Pathways CMHA                | 42          | Keweenaw                         | 143     | 15      | 24      | 17      | 22    | 60    | 281    |
| 43          | 1707158  | 00hc          | West Michigan CMH            | 43          | Lake                             | 1,119   | 202     | 279     | 223     | 234   | 246   | 2,303  |
| 44          | 1708164  | 00ho          | St. Clair County CMHA        | 44          | Lapeer                           | 4,111   | 634     | 795     | 394     | 346   | 555   | 6,835  |
| 45          | 1707158  | 00hc          | North Central CMHSP          | 45          | Leelanau                         | 858     | 127     | 159     | 81      | 81    | 145   | 1,451  |
| 46          | 1707176  | 00hu          | Washtenaw County CMO         | 46          | Lenawee                          | 5,403   | 952     | 1,129   | 614     | 600   | 738   | 9,436  |
| 47          | 1707176  | 00hu          | Washtenaw County CMO         | 47          | Livingston                       | 3,326   | 603     | 633     | 360     | 283   | 459   | 5,664  |
| 48          | 1724945  | 00hj          | Pathways CMHA                | 48          | Luce                             | 629     | 143     | 165     | 85      | 119   | 156   | 1,297  |
| 49          | 1724945  | 00hj          | Pathways CMHA                | 49          | Mackinac                         | 656     | 103     | 101     | 92      | 72    | 128   | 1,152  |
| 50          | 3396315  | 00gx          | Macomb County CCMHSP         | 50          | Macomb                           | 30,390  | 5,145   | 6,577   | 4,023   | 3,823 | 6,338 | 56,296 |
| 51          | 1708001  | 00bj          | CEI CMHSP                    | 51          | Manistee                         | 1,657   | 299     | 388     | 209     | 278   | 308   | 3,139  |
| 52          | 1724945  | 00hj          | Pathways CMHA                | 52          | Marquette                        | 3,173   | 806     | 786     | 450     | 446   | 712   | 6,373  |
| 53          | 1707158  | 00hc          | West Michigan CMH            | 53          | Mason                            | 2,259   | 442     | 483     | 261     | 209   | 341   | 3,995  |
| 54          | 4344340  | 00gg          | CMH for Central Michigan     | 54          | Mecosta                          | 2,972   | 682     | 757     | 346     | 298   | 395   | 5,450  |
| 55          | 1724945  | 00hj          | Pathways CMHA                | 55          | Menominee                        | 1,524   | 292     | 259     | 166     | 181   | 390   | 2,812  |
| 56          | 4344340  | 00gg          | CMH for Central Michigan     | 56          | Midland                          | 4,429   | 814     | 1,012   | 541     | 493   | 575   | 7,864  |
| 57          | 1707158  | 00hc          | North Central CMHSP          | 57          | Missaukee                        | 54      | 1       |         |         | 1     |       | 56     |
| 58          | 1707176  | 00hu          | Washtenaw County CMO         | 58          | Monroe                           | 6,596   | 1,214   | 1,438   | 729     | 699   | 857   | 11,533 |
| 59          | 1705322  | 00ge          | Bay-Arenac Behavioral Health | 59          | Montcalm                         | 4,465   | 827     | 849     | 520     | 455   | 535   | 7,651  |
| 60          | 4476125  | 00hf          | North Country CMHA           | 60          | Montmorency                      | 769     | 166     | 177     | 121     | 124   | 176   | 1,533  |
| 61          | 1712452  | 00ha          | Muskegon County CMHSP        | 61          | Muskegon                         | 16,033  | 3,262   | 3,599   | 2,066   | 1,846 | 1,875 | 28,681 |
| 62          | 1708001  | 00bj          | CEI CMHSP                    | 62          | Newaygo                          | 3,828   | 719     | 796     | 526     | 451   | 533   | 6,853  |

MA SA Population by PHP by County by Age Group

27-Apr-2003 08:56

2003-05

MA Capitation DMB Report: 56h2 - qSummary recordcode02 by PHP by County - Pop - SA

|    | Provider ID | Agent ID | Provider Name                | Co ID | County Name  | Eligible Population by Age Group |         |         |         |         |        | Total     |
|----|-------------|----------|------------------------------|-------|--------------|----------------------------------|---------|---------|---------|---------|--------|-----------|
|    |             |          |                              |       |              | 0 - 17                           | 18 - 25 | 26 - 39 | 40 - 49 | 50 - 64 | 65+    |           |
| 63 | 1705289     | 0058     | Oakland County CMHA          | 63    | Oakland      | 37,653                           | 5,911   | 7,793   | 4,853   | 4,833   | 9,121  | 70,164    |
| 64 | 1707158     | 00hc     | West Michigan CMH            | 64    | Oceana       | 2,776                            | 501     | 600     | 308     | 314     | 302    | 4,801     |
| 65 | 4476125     | 00hf     | North Country CMHA           | 65    | Ogemaw       | 1,874                            | 399     | 459     | 325     | 276     | 352    | 3,685     |
| 66 | 1724945     | 00hj     | Pathways CMHA                | 66    | Ontonagon    | 448                              | 88      | 103     | 81      | 73      | 179    | 972       |
| 67 | 4344340     | 00gg     | CMH for Central Michigan     | 67    | Osceola      | 1,957                            | 366     | 459     | 236     | 241     | 244    | 3,503     |
| 68 | 4476125     | 00hf     | North Country CMHA           | 68    | Oscoda       | 749                              | 147     | 155     | 142     | 112     | 146    | 1,451     |
| 69 | 4476125     | 00hf     | North Country CMHA           | 69    | Otsego       | 1,838                            | 341     | 378     | 198     | 137     | 189    | 3,081     |
| 70 | 1712452     | 00ha     | Muskegon County CMHSP        | 70    | Ottawa       | 9,237                            | 1,484   | 1,468   | 710     | 617     | 1,139  | 14,655    |
| 71 | 4476125     | 00hf     | North Country CMHA           | 71    | Presque Isle | 781                              | 170     | 145     | 108     | 113     | 231    | 1,548     |
| 72 | 1707158     | 00hc     | North Central CMHSP          | 72    | Roscommon    | 2,094                            | 399     | 557     | 369     | 311     | 336    | 4,066     |
| 73 | 1712541     | 00hq     | Saginaw County CMHA          | 73    | Saginaw      | 19,668                           | 3,633   | 4,581   | 2,452   | 1,974   | 2,163  | 34,471    |
| 74 | 1708164     | 00ho     | St. Clair County CMHA        | 74    | St. Clair    | 10,118                           | 1,945   | 2,176   | 1,224   | 1,034   | 1,123  | 17,620    |
| 75 | 3402136     | 00gr     | Kalamazoo County CMHSP       | 75    | St. Joseph   | 4,998                            | 1,021   | 1,014   | 517     | 451     | 600    | 8,601     |
| 76 | 1708164     | 00ho     | St. Clair County CMHA        | 76    | Sanilac      | 3,263                            | 588     | 619     | 377     | 372     | 536    | 5,755     |
| 77 | 1724945     | 00hj     | Pathways CMHA                | 77    | Schoolcraft  | 713                              | 141     | 173     | 87      | 114     | 188    | 1,416     |
| 78 | 1705322     | 00ge     | Bay-Arenac Behavioral Health | 78    | Shiawassee   | 4,451                            | 842     | 970     | 485     | 420     | 590    | 7,758     |
| 79 | 1705322     | 00ge     | Bay-Arenac Behavioral Health | 79    | Tuscola      | 4,109                            | 745     | 797     | 439     | 399     | 480    | 6,969     |
| 80 | 2920843     | 00hr     | Calhoun CMHA                 | 80    | Van Buren    | 6,772                            | 1,339   | 1,496   | 826     | 774     | 1,000  | 12,207    |
| 81 | 1707176     | 00hu     | Washtenaw County CMO         | 81    | Washtenaw    | 10,490                           | 1,935   | 2,376   | 1,364   | 1,213   | 1,681  | 19,059    |
| 82 | 3119549     | 00gj     | Detroit-Wayne County CMHSP   | 82    | Wayne        | 213,951                          | 31,941  | 44,033  | 26,446  | 26,248  | 26,285 | 368,904   |
| 83 | 1707158     | 00hc     | North Central CMHSP          | 83    | Wexford      | 3,954                            | 777     | 801     | 471     | 449     | 535    | 6,987     |
| 84 |             |          |                              |       |              |                                  |         |         |         |         |        |           |
| 85 |             |          |                              |       |              |                                  |         |         |         |         |        |           |
|    |             |          |                              |       |              | 669,337                          | 115,061 | 141,263 | 80,840  | 75,830  | 93,379 | 1,175,710 |

Check Values

MA DAB Revenue by PHP by Age Group

27-Apr-2003 08:56

2003-05

MA Capitation DMB Report: 57a2 - qSummary recordcode02 by PHP - Rev - DAB

| Provider ID | Agent ID | Affiliation Name | Age Group                      |                |                |                |                |                | Total          |                 |
|-------------|----------|------------------|--------------------------------|----------------|----------------|----------------|----------------|----------------|----------------|-----------------|
|             |          |                  | 0 - 17                         | 18 - 25        | 26 - 39        | 40 - 49        | 50 - 64        | 65+            |                |                 |
| 1           | 1705322  | 00ge             | Access Alliance of Michigan    | \$64,161.34    | \$83,690.44    | \$258,863.00   | \$259,675.81   | \$183,741.08   | \$53,754.29    | \$903,885.96    |
| 2           | 4344340  | 00gg             | CMH for Central Michigan       | \$50,464.82    | \$58,164.48    | \$174,572.21   | \$172,594.80   | \$124,842.39   | \$30,554.40    | \$611,193.10    |
| 3           | 3119549  | 00gj             | Detroit-Wayne County CMHSP     | \$1,118,452.72 | \$722,984.43   | \$2,778,440.48 | \$2,951,691.30 | \$2,201,581.01 | \$499,313.04   | \$10,272,462.98 |
| 4           | 1705233  | 0028             | Genesee County CMHSP           | \$121,243.82   | \$90,861.60    | \$331,231.73   | \$315,654.30   | \$188,499.22   | \$37,239.02    | \$1,084,729.69  |
| 5           | 3402136  | 00gr             | Kalamazoo County CMHSP         | \$128,590.52   | \$116,760.20   | \$362,406.88   | \$352,912.10   | \$246,000.57   | \$68,148.46    | \$1,274,818.73  |
| 6           | 1705430  | 00gs             | Kent County CMHSP              | \$174,983.88   | \$167,179.20   | \$460,417.92   | \$400,005.52   | \$261,216.00   | \$77,735.16    | \$1,541,537.68  |
| 7           | 1712452  | 00ha             | Lakeshore Affiliation          | \$86,438.08    | \$86,243.20    | \$267,901.32   | \$254,177.00   | \$167,091.58   | \$48,850.88    | \$910,702.06    |
| 8           | 1712229  | 00gv             | Lifeways                       | \$68,675.67    | \$51,452.28    | \$170,041.82   | \$157,911.34   | \$108,774.58   | \$29,198.97    | \$586,054.66    |
| 9           | 3396315  | 00gx             | Macomb County CCMHSP           | \$99,471.74    | \$110,480.76   | \$347,281.08   | \$350,137.04   | \$269,353.96   | \$105,507.78   | \$1,282,232.36  |
| 10          | 1708001  | 00bj             | Mid-Michigan CMHSP Affiliation | \$144,768.52   | \$133,003.57   | \$388,925.29   | \$385,665.28   | \$266,945.78   | \$75,367.68    | \$1,394,676.12  |
| 11          | 4476125  | 00hf             | Northern Affiliation           | \$51,929.50    | \$62,888.52    | \$178,048.35   | \$204,509.73   | \$155,482.79   | \$49,783.71    | \$702,642.60    |
| 12          | 1707158  | 00hc             | Northwest Affiliation          | \$72,516.16    | \$74,092.42    | \$218,949.44   | \$230,547.80   | \$166,519.07   | \$48,870.10    | \$811,494.99    |
| 13          | 1705289  | 0058             | Oakland County CMHA            | \$150,588.00   | \$136,963.75   | \$504,892.68   | \$482,538.06   | \$357,461.00   | \$155,205.38   | \$1,787,648.87  |
| 14          | 1724945  | 00hj             | Pathways CMHA                  | \$85,857.48    | \$126,179.04   | \$325,238.52   | \$364,579.58   | \$290,992.73   | \$120,108.85   | \$1,312,956.20  |
| 15          | 1712541  | 00hq             | Saginaw County CMHA            | \$64,762.10    | \$61,066.32    | \$205,511.32   | \$189,781.62   | \$113,074.95   | \$27,673.60    | \$661,869.91    |
| 16          | 2920843  | 00hr             | Summit Pointe                  | \$142,237.37   | \$118,248.33   | \$371,692.85   | \$392,673.06   | \$278,030.26   | \$78,374.95    | \$1,381,256.82  |
| 17          | 1708164  | 00ho             | Thumb Mental Health Alliance   | \$59,538.61    | \$54,740.25    | \$172,076.98   | \$173,713.75   | \$124,860.18   | \$36,014.57    | \$620,944.34    |
| 18          | 1707176  | 00hu             | Washtenaw County CMO           | \$130,924.49   | \$129,337.22   | \$410,205.28   | \$375,266.69   | \$251,611.41   | \$76,072.51    | \$1,373,417.60  |
| 19          |          |                  |                                |                |                |                |                |                |                | \$0.00          |
| 20          |          |                  |                                |                |                |                |                |                |                |                 |
|             |          |                  | State Subtotals                | \$2,815,604.82 | \$2,384,336.01 | \$7,926,697.15 | \$8,014,034.78 | \$5,756,078.56 | \$1,617,773.35 | \$28,514,524.67 |

Check Values

\$

-

MA DAB Revenue by PHP by County by Age Group

2003-05

MA Capitation DMB Report: 57b2 - qSummary recordcode02 by PHP by County - Rev - DAB

| Provider ID | Agent ID | Provider Name | Co ID                        | County Name | Age Group      |              |             |              |              |              | Total       |                |
|-------------|----------|---------------|------------------------------|-------------|----------------|--------------|-------------|--------------|--------------|--------------|-------------|----------------|
|             |          |               |                              |             | 0 - 17         | 18 - 25      | 26 - 39     | 40 - 49      | 50 - 64      | 65+          |             |                |
| 1           | 4476125  | 00hf          | North Country CMHA           | 01          | Alcona         | \$1,254.19   | \$1,579.14  | \$5,144.04   | \$7,131.84   | \$6,866.30   | \$1,985.34  | \$23,960.85    |
| 2           | 1724945  | 00hj          | Pathways CMHA                | 02          | Alger          | \$1,984.76   | \$2,051.46  | \$9,678.46   | \$12,202.84  | \$9,683.25   | \$4,334.34  | \$39,935.11    |
| 3           | 3402136  | 00gr          | Kalamazoo County CMHSP       | 03          | Allegan        | \$21,225.93  | \$19,293.32 | \$59,816.88  | \$54,255.84  | \$42,655.88  | \$14,154.84 | \$211,402.69   |
| 4           | 4476125  | 00hf          | North Country CMHA           | 04          | Alpena         | \$4,037.88   | \$7,997.58  | \$24,551.10  | \$29,051.76  | \$18,290.90  | \$5,042.52  | \$88,971.74    |
| 5           | 4476125  | 00hf          | North Country CMHA           | 05          | Antrim         | \$5,130.40   | \$4,519.04  | \$12,478.62  | \$17,882.97  | \$11,838.52  | \$3,935.37  | \$55,784.92    |
| 6           | 1705322  | 00ge          | Bay-Arenac Behavioral Health | 06          | Arenac         | \$3,569.15   | \$5,244.75  | \$14,445.00  | \$20,590.57  | \$14,497.26  | \$4,701.13  | \$63,047.86    |
| 7           | 1724945  | 00hj          | Pathways CMHA                | 07          | Baraga         | \$1,868.30   | \$2,222.25  | \$5,304.52   | \$6,406.05   | \$7,351.10   | \$3,401.60  | \$26,553.82    |
| 8           | 2920843  | 00hr          | Calhoun CMHA                 | 08          | Barry          | \$5,403.81   | \$6,041.75  | \$14,159.08  | \$16,617.00  | \$12,350.46  | \$4,074.33  | \$58,646.43    |
| 9           | 1705322  | 00ge          | Bay-Arenac Behavioral Health | 09          | Bay            | \$18,811.52  | \$28,111.86 | \$100,954.50 | \$99,497.09  | \$65,594.16  | \$17,566.50 | \$330,535.63   |
| 10          | 1708001  | 00bj          | CEI CMHSP                    | 10          | Benzie         | \$3,707.44   | \$3,719.01  | \$9,018.24   | \$9,679.49   | \$9,777.27   | \$3,137.86  | \$39,039.31    |
| 11          | 2920843  | 00hr          | Calhoun CMHA                 | 11          | Berrien        | \$59,466.26  | \$39,893.04 | \$131,704.65 | \$147,922.32 | \$101,740.41 | \$28,086.49 | \$508,813.17   |
| 12          | 2920843  | 00hr          | Calhoun CMHA                 | 12          | Branch         | \$12,404.16  | \$9,834.25  | \$31,988.86  | \$30,155.76  | \$22,121.40  | \$7,597.08  | \$114,101.51   |
| 13          | 2920843  | 00hr          | Calhoun CMHA                 | 13          | Calhoun        | \$37,939.20  | \$34,409.61 | \$119,422.02 | \$118,093.50 | \$77,219.40  | \$19,346.34 | \$406,430.07   |
| 14          | 3402136  | 00gr          | Kalamazoo County CMHSP       | 14          | Cass           | \$10,998.83  | \$8,478.04  | \$26,877.50  | \$24,498.30  | \$19,582.83  | \$5,342.40  | \$95,777.90    |
| 15          | 4476125  | 00hf          | North Country CMHA           | 15          | Charlevoix     | \$5,045.60   | \$5,366.36  | \$15,881.88  | \$12,067.37  | \$14,238.22  | \$4,273.17  | \$56,872.60    |
| 16          | 4476125  | 00hf          | North Country CMHA           | 16          | Cheboygan      | \$7,420.00   | \$6,707.95  | \$23,336.64  | \$21,372.33  | \$17,037.87  | \$5,607.48  | \$81,482.27    |
| 17          | 1724945  | 00hj          | Pathways CMHA                | 17          | Chippewa       | \$16,262.94  | \$15,656.36 | \$41,177.96  | \$49,648.30  | \$36,896.10  | \$10,358.07 | \$169,999.73   |
| 18          | 4344340  | 00gg          | CMH for Central Michigan     | 18          | Clare          | \$6,514.79   | \$8,537.40  | \$30,970.45  | \$37,308.60  | \$25,267.95  | \$4,912.41  | \$113,511.60   |
| 19          | 1708001  | 00bj          | CEI CMHSP                    | 19          | Clinton        | \$9,027.86   | \$6,986.56  | \$25,342.86  | \$20,423.55  | \$12,720.60  | \$4,103.00  | \$78,604.43    |
| 20          | 1707158  | 00hc          | North Central CMHSP          | 20          | Crawford       | \$3,906.68   | \$3,671.94  | \$9,758.10   | \$14,855.68  | \$8,464.52   | \$2,311.50  | \$42,968.42    |
| 21          | 1724945  | 00hj          | Pathways CMHA                | 21          | Delta          | \$11,566.36  | \$20,172.69 | \$46,299.66  | \$52,331.41  | \$38,474.78  | \$14,720.40 | \$183,565.30   |
| 22          | 1724945  | 00hj          | Pathways CMHA                | 22          | Dickinson      | \$5,974.10   | \$8,230.95  | \$23,043.60  | \$26,259.84  | \$15,882.85  | \$9,067.16  | \$88,458.50    |
| 23          | 1708001  | 00bj          | CEI CMHSP                    | 23          | Eaton          | \$15,883.04  | \$15,033.58 | \$43,669.90  | \$36,479.80  | \$25,865.22  | \$8,683.44  | \$145,614.98   |
| 24          | 4476125  | 00hf          | North Country CMHA           | 24          | Emmet          | \$4,324.80   | \$7,202.22  | \$15,719.82  | \$16,574.46  | \$13,918.26  | \$6,502.65  | \$64,242.21    |
| 25          | 1705233  | 0028          | Genesee County CMHSP         | 25          | Genesee        | \$121,243.82 | \$90,861.60 | \$331,231.73 | \$315,654.30 | \$188,499.22 | \$37,239.02 | \$1,084,729.69 |
| 26          | 4344340  | 00gg          | CMH for Central Michigan     | 26          | Gladwin        | \$4,563.66   | \$5,012.28  | \$21,236.88  | \$22,226.40  | \$17,905.93  | \$4,293.42  | \$75,238.57    |
| 27          | 1724945  | 00hj          | Pathways CMHA                | 27          | Gogebic        | \$5,135.61   | \$8,257.20  | \$19,627.20  | \$24,895.20  | \$15,589.00  | \$10,062.28 | \$83,566.49    |
| 28          | 1707158  | 00hc          | North Central CMHSP          | 28          | Grand Traverse | \$30,318.30  | \$25,884.28 | \$84,997.79  | \$78,363.45  | \$54,729.09  | \$17,654.40 | \$291,947.31   |
| 29          | 1708001  | 00bj          | CEI CMHSP                    | 29          | Gratiot        | \$7,306.20   | \$8,480.10  | \$30,605.68  | \$28,722.31  | \$21,373.34  | \$8,320.20  | \$104,807.83   |
| 30          | 1712229  | 00gv          | Jackson-Hillsdale CMHA       | 30          | Hillsdale      | \$13,253.94  | \$12,792.78 | \$37,912.55  | \$34,013.90  | \$26,039.01  | \$7,631.74  | \$131,643.92   |
| 31          | 1724945  | 00hj          | Pathways CMHA                | 31          | Houghton       | \$5,231.24   | \$11,022.36 | \$32,235.16  | \$33,860.55  | \$33,331.70  | \$13,755.22 | \$129,436.23   |

MA DAB Revenue by PHP by County by Age Group

27-Apr-2003 08:56

2003-05

MA Capitation DMB Report: 57b2 - qSummary recordcode02 by PHP by County - Rev - DAB

| Provider ID | Agent ID | Provider Name | Co ID                        | County Name | Age Group   |              |              |              |              |              | Total        |                |
|-------------|----------|---------------|------------------------------|-------------|-------------|--------------|--------------|--------------|--------------|--------------|--------------|----------------|
|             |          |               |                              |             | 0 - 17      | 18 - 25      | 26 - 39      | 40 - 49      | 50 - 64      | 65+          |              |                |
| 32          | 1705322  | 00ge          | Bay-Arenac Behavioral Health | 32          | Huron       | \$6,465.36   | \$11,744.64  | \$29,952.00  | \$32,076.54  | \$28,089.60  | \$10,164.71  | \$118,492.85   |
| 33          | 1708001  | 00bj          | CEI CMHSP                    | 33          | Ingham      | \$82,561.84  | \$68,430.86  | \$189,140.78 | \$198,840.60 | \$125,933.94 | \$32,659.88  | \$697,567.90   |
| 34          | 1708001  | 00bj          | CEI CMHSP                    | 34          | Ionia       | \$10,777.20  | \$13,268.70  | \$38,545.44  | \$31,545.61  | \$24,760.01  | \$6,637.89   | \$125,534.85   |
| 35          | 4476125  | 00hf          | North Country CMHA           | 35          | Iosco       | \$4,311.78   | \$5,142.92   | \$17,181.36  | \$20,447.70  | \$14,884.02  | \$4,725.84   | \$66,693.62    |
| 36          | 1724945  | 00hj          | Pathways CMHA                | 36          | Iron        | \$3,638.77   | \$5,607.90   | \$11,210.40  | \$14,526.72  | \$15,780.38  | \$8,591.08   | \$59,355.25    |
| 37          | 4344340  | 00gg          | CMH for Central Michigan     | 37          | Isabella    | \$9,524.16   | \$12,998.88  | \$36,026.85  | \$30,164.40  | \$21,836.50  | \$5,360.19   | \$115,910.98   |
| 38          | 1712229  | 00gv          | Jackson-Hillsdale CMHA       | 38          | Jackson     | \$55,421.73  | \$38,659.50  | \$132,129.27 | \$123,897.44 | \$82,735.57  | \$21,567.23  | \$454,410.74   |
| 39          | 3402136  | 00gr          | Kalamazoo County CMHSP       | 39          | Kalamazoo   | \$78,868.83  | \$69,948.56  | \$226,915.40 | \$223,894.56 | \$149,866.24 | \$38,396.34  | \$787,889.93   |
| 40          | 4476125  | 00hf          | North Country CMHA           | 40          | Kalkaska    | \$5,257.60   | \$3,954.16   | \$13,450.98  | \$13,812.05  | \$13,358.33  | \$3,496.23   | \$53,329.35    |
| 41          | 1705430  | 00gs          | Kent County CMHSP            | 41          | Kent        | \$174,983.88 | \$167,179.20 | \$460,417.92 | \$400,005.52 | \$261,216.00 | \$77,735.16  | \$1,541,537.68 |
| 42          | 1724945  | 00hj          | Pathways CMHA                | 42          | Keweenaw    | \$640.56     | \$533.34     | \$1,632.16   | \$2,013.33   | \$2,215.40   | \$1,275.60   | \$8,310.39     |
| 43          | 1707158  | 00hc          | West Michigan CMH            | 43          | Lake        | \$4,275.77   | \$3,794.54   | \$12,050.31  | \$18,196.80  | \$13,132.47  | \$3,057.78   | \$54,507.67    |
| 44          | 1708164  | 00ho          | St. Clair County CMHA        | 44          | Lapeer      | \$10,072.16  | \$10,008.16  | \$43,516.13  | \$34,250.68  | \$25,072.90  | \$9,357.30   | \$132,277.33   |
| 45          | 1707158  | 00hc          | North Central CMHSP          | 45          | Leelanau    | \$5,771.25   | \$5,638.16   | \$14,411.39  | \$9,234.75   | \$10,161.90  | \$4,444.25   | \$49,661.70    |
| 46          | 1707176  | 00hu          | Washtenaw County CMO         | 46          | Lenawee     | \$21,719.03  | \$19,896.80  | \$67,523.40  | \$62,624.96  | \$45,885.00  | \$12,546.00  | \$230,195.19   |
| 47          | 1707176  | 00hu          | Washtenaw County CMO         | 47          | Livingston  | \$20,365.10  | \$21,234.48  | \$57,488.94  | \$46,480.56  | \$30,710.51  | \$11,318.94  | \$187,598.53   |
| 48          | 1724945  | 00hj          | Pathways CMHA                | 48          | Luce        | \$4,585.48   | \$5,584.53   | \$13,602.16  | \$13,845.53  | \$14,202.10  | \$4,252.56   | \$56,072.36    |
| 49          | 1724945  | 00hj          | Pathways CMHA                | 49          | Mackinac    | \$3,087.90   | \$2,857.00   | \$8,917.52   | \$13,647.40  | \$8,673.82   | \$3,498.24   | \$40,681.88    |
| 50          | 3396315  | 00gx          | Macomb County CCMHSP         | 50          | Macomb      | \$99,471.74  | \$110,480.76 | \$347,281.08 | \$350,137.04 | \$269,353.96 | \$105,507.78 | \$1,282,232.36 |
| 51          | 1708001  | 00bj          | CEI CMHSP                    | 51          | Manistee    | \$4,971.34   | \$6,174.96   | \$20,613.12  | \$21,814.97  | \$21,144.34  | \$5,168.24   | \$79,886.97    |
| 52          | 1724945  | 00hj          | Pathways CMHA                | 52          | Marquette   | \$16,151.84  | \$28,720.44  | \$70,365.02  | \$72,513.03  | \$54,226.20  | \$19,409.12  | \$261,385.65   |
| 53          | 1707158  | 00hc          | West Michigan CMH            | 53          | Mason       | \$5,430.54   | \$7,017.30   | \$18,373.74  | \$16,377.12  | \$11,542.44  | \$4,238.63   | \$62,979.77    |
| 54          | 4344340  | 00gg          | CMH for Central Michigan     | 54          | Mecosta     | \$8,267.50   | \$10,795.68  | \$25,155.59  | \$24,381.00  | \$17,219.64  | \$5,202.15   | \$91,021.56    |
| 55          | 1724945  | 00hj          | Pathways CMHA                | 55          | Menominee   | \$5,322.38   | \$8,050.05   | \$17,023.20  | \$19,368.96  | \$17,727.31  | \$8,439.60   | \$75,931.50    |
| 56          | 4344340  | 00gg          | CMH for Central Michigan     | 56          | Midland     | \$16,204.30  | \$14,816.52  | \$42,852.99  | \$41,617.80  | \$28,824.18  | \$7,572.75   | \$151,888.54   |
| 57          | 1707158  | 00hc          | North Central CMHSP          | 57          | Missaukee   | \$2,088.72   | \$64.42      |              |              | \$72.97      |              | \$2,226.11     |
| 58          | 1707176  | 00hu          | Washtenaw County CMO         | 58          | Monroe      | \$25,222.96  | \$25,894.80  | \$87,497.70  | \$76,869.09  | \$53,946.38  | \$14,748.97  | \$284,179.90   |
| 59          | 1705322  | 00ge          | Bay-Arenac Behavioral Health | 59          | Montcalm    | \$7,341.87   | \$7,412.79   | \$22,092.00  | \$23,454.85  | \$16,030.35  | \$4,103.45   | \$80,435.31    |
| 60          | 4476125  | 00hf          | North Country CMHA           | 60          | Montmorency | \$1,865.99   | \$2,088.54   | \$5,494.77   | \$7,656.24   | \$6,866.30   | \$2,143.68   | \$26,115.52    |
| 61          | 1712452  | 00ha          | Muskegon County CMHSP        | 61          | Muskegon    | \$49,446.08  | \$47,647.60  | \$165,386.90 | \$163,140.60 | \$108,381.50 | \$24,168.75  | \$558,171.43   |
| 62          | 1708001  | 00bj          | CEI CMHSP                    | 62          | Newaygo     | \$10,533.60  | \$10,909.80  | \$31,989.27  | \$38,158.95  | \$25,371.06  | \$6,657.17   | \$123,619.85   |

MA DAB Revenue by PHP by County by Age Group

2003-05

MA Capitation DMB Report: 57b2 - qSummary recordcode02 by PHP by County - Rev - DAB

| Provider ID | Agent ID | Provider Name | Co ID                        | County Name | Age Group    |                |                |                |                |                | Total          |                 |
|-------------|----------|---------------|------------------------------|-------------|--------------|----------------|----------------|----------------|----------------|----------------|----------------|-----------------|
|             |          |               |                              |             | 0 - 17       | 18 - 25        | 26 - 39        | 40 - 49        | 50 - 64        | 65+            |                |                 |
| 63          | 1705289  | 0058          | Oakland County CMHA          | 63          | Oakland      | \$150,588.00   | \$136,963.75   | \$504,892.68   | \$482,538.06   | \$357,461.00   | \$155,205.38   | \$1,787,648.87  |
| 64          | 1707158  | 00hc          | West Michigan CMH            | 64          | Oceana       | \$4,556.66     | \$5,925.72     | \$16,226.16    | \$19,374.24    | \$16,606.98    | \$3,741.43     | \$66,431.19     |
| 65          | 4476125  | 00hf          | North Country CMHA           | 65          | Ogemaw       | \$4,648.16     | \$5,906.72     | \$14,493.12    | \$23,488.64    | \$15,345.54    | \$4,287.36     | \$68,169.54     |
| 66          | 1724945  | 00hj          | Pathways CMHA                | 66          | Ontonagon    | \$1,868.30     | \$2,755.59     | \$7,548.74     | \$9,883.62     | \$6,847.60     | \$3,805.54     | \$32,709.39     |
| 67          | 4344340  | 00gg          | CMH for Central Michigan     | 67          | Osceola      | \$5,390.41     | \$6,003.72     | \$18,329.45    | \$16,896.60    | \$13,788.19    | \$3,213.48     | \$63,621.85     |
| 68          | 4476125  | 00hf          | North Country CMHA           | 68          | Oscoda       | \$1,926.54     | \$2,393.24     | \$5,493.36     | \$9,227.68     | \$6,230.52     | \$1,778.28     | \$27,049.62     |
| 69          | 4476125  | 00hf          | North Country CMHA           | 69          | Otsego       | \$4,748.80     | \$6,566.73     | \$17,340.42    | \$17,301.41    | \$10,318.71    | \$3,192.21     | \$59,468.28     |
| 70          | 1712452  | 00ha          | Muskegon County CMHSP        | 70          | Ottawa       | \$36,992.00    | \$38,595.60    | \$102,514.42   | \$91,036.40    | \$58,710.08    | \$24,682.13    | \$352,530.63    |
| 71          | 4476125  | 00hf          | North Country CMHA           | 71          | Presque Isle | \$1,957.76     | \$3,463.92     | \$7,482.24     | \$8,495.28     | \$6,289.30     | \$2,813.58     | \$30,502.08     |
| 72          | 1707158  | 00hc          | North Central CMHSP          | 72          | Roscommon    | \$6,150.12     | \$8,310.18     | \$26,465.15    | \$30,241.92    | \$21,088.33    | \$5,177.76     | \$97,433.46     |
| 73          | 1712541  | 00hq          | Saginaw County CMHA          | 73          | Saginaw      | \$64,762.10    | \$61,066.32    | \$205,511.32   | \$189,781.62   | \$113,074.95   | \$27,673.60    | \$661,869.91    |
| 74          | 1708164  | 00ho          | St. Clair County CMHA        | 74          | St. Clair    | \$42,798.30    | \$34,951.99    | \$106,244.40   | \$111,861.89   | \$77,235.00    | \$19,281.91    | \$392,373.49    |
| 75          | 3402136  | 00gr          | Kalamazoo County CMHSP       | 75          | St. Joseph   | \$17,496.93    | \$19,040.28    | \$48,797.10    | \$50,263.40    | \$33,895.62    | \$10,254.88    | \$179,748.21    |
| 76          | 1708164  | 00ho          | St. Clair County CMHA        | 76          | Sanilac      | \$6,668.15     | \$9,780.10     | \$22,316.45    | \$27,601.18    | \$22,552.28    | \$7,375.36     | \$96,293.52     |
| 77          | 1724945  | 00hj          | Pathways CMHA                | 77          | Schoolcraft  | \$2,538.94     | \$4,456.92     | \$17,572.76    | \$13,176.80    | \$14,111.14    | \$5,138.04     | \$56,994.60     |
| 78          | 1705322  | 00ge          | Bay-Arenac Behavioral Health | 78          | Shiawassee   | \$13,420.08    | \$15,226.55    | \$48,896.74    | \$43,328.32    | \$29,389.91    | \$9,221.70     | \$159,483.30    |
| 79          | 1705322  | 00ge          | Bay-Arenac Behavioral Health | 79          | Tuscola      | \$14,553.36    | \$15,949.85    | \$42,522.76    | \$40,728.44    | \$30,139.80    | \$7,996.80     | \$151,891.01    |
| 80          | 2920843  | 00hr          | Calhoun CMHA                 | 80          | Van Buren    | \$27,023.94    | \$28,069.68    | \$74,418.24    | \$79,884.48    | \$64,598.59    | \$19,270.71    | \$293,265.64    |
| 81          | 1707176  | 00hu          | Washtenaw County CMO         | 81          | Washtenaw    | \$63,617.40    | \$62,311.14    | \$197,695.24   | \$189,292.08   | \$121,069.52   | \$37,458.60    | \$671,443.98    |
| 82          | 3119549  | 00gj          | Detroit-Wayne County CMHSP   | 82          | Wayne        | \$1,118,452.72 | \$722,984.43   | \$2,778,440.48 | \$2,951,691.30 | \$2,201,581.01 | \$499,313.04   | \$10,272,462.98 |
| 83          | 1707158  | 00hc          | North Central CMHSP          | 83          | Wexford      | \$10,018.12    | \$13,785.88    | \$36,666.80    | \$43,903.84    | \$30,720.37    | \$8,244.35     | \$143,339.36    |
| 84          |          |               |                              |             |              |                |                |                |                |                |                |                 |
| 85          |          |               |                              |             |              |                |                |                |                |                |                |                 |
|             |          |               |                              |             |              | \$2,815,604.82 | \$2,384,336.01 | \$7,926,697.15 | \$8,014,034.78 | \$5,756,078.56 | \$1,617,773.35 | \$28,514,524.67 |

Check Values



MA TANF Revenue by PHP by Age Group

27-Apr-2003 08:56

2003-05

MA Capitation DMB Report: 57c2 - qSummary recordcode02 by PHP - Rev - TANF

| Provider ID | Agent ID | Affiliation Name | Age Group                      |                |              |              |              |             | Total   |                |
|-------------|----------|------------------|--------------------------------|----------------|--------------|--------------|--------------|-------------|---------|----------------|
|             |          |                  | 0 - 17                         | 18 - 25        | 26 - 39      | 40 - 49      | 50 - 64      | 65+         |         |                |
| 1           | 1705322  | 00ge             | Access Alliance of Michigan    | \$135,485.65   | \$21,317.70  | \$36,354.10  | \$11,469.92  | \$1,072.12  |         | \$205,699.49   |
| 2           | 4344340  | 00gg             | CMH for Central Michigan       | \$78,242.76    | \$13,354.88  | \$25,135.82  | \$7,449.52   | \$969.24    |         | \$125,152.22   |
| 3           | 3119549  | 00gj             | Detroit-Wayne County CMHSP     | \$1,019,298.05 | \$134,346.24 | \$277,123.34 | \$90,303.68  | \$15,450.80 | \$52.14 | \$1,536,574.25 |
| 4           | 1705233  | 0028             | Genesee County CMHSP           | \$79,988.92    | \$13,000.20  | \$26,414.85  | \$7,434.57   | \$913.14    | \$0.63  | \$127,752.31   |
| 5           | 3402136  | 00gr             | Kalamazoo County CMHSP         | \$158,115.24   | \$25,878.61  | \$44,307.75  | \$12,123.88  | \$1,673.12  | \$1.74  | \$242,100.34   |
| 6           | 1705430  | 00gs             | Kent County CMHSP              | \$176,633.40   | \$27,730.23  | \$47,249.46  | \$12,564.48  | \$1,903.61  | \$4.53  | \$266,085.71   |
| 7           | 1712452  | 00ha             | Lakeshore Affiliation          | \$144,126.14   | \$23,147.14  | \$35,595.30  | \$9,932.04   | \$1,167.05  |         | \$213,967.67   |
| 8           | 1712229  | 00gv             | Lifeways                       | \$77,657.80    | \$12,234.42  | \$18,872.37  | \$5,528.25   | \$901.17    |         | \$115,194.01   |
| 9           | 3396315  | 00gx             | Macomb County CCMHSP           | \$158,828.04   | \$22,208.16  | \$44,975.05  | \$18,018.98  | \$3,722.80  | \$8.35  | \$247,761.38   |
| 10          | 1708001  | 00bj             | Mid-Michigan CMHSP Affiliation | \$187,372.37   | \$30,637.67  | \$52,058.59  | \$15,041.40  | \$2,098.90  | \$1.29  | \$287,210.22   |
| 11          | 4476125  | 00hf             | Northern Affiliation           | \$111,628.68   | \$17,310.08  | \$30,092.23  | \$11,219.42  | \$1,071.98  |         | \$171,322.39   |
| 12          | 1707158  | 00hc             | Northwest Affiliation          | \$103,198.25   | \$15,681.04  | \$28,448.87  | \$9,734.64   | \$1,453.23  | \$1.65  | \$158,517.68   |
| 13          | 1705289  | 0058             | Oakland County CMHA            | \$150,504.48   | \$19,332.10  | \$37,325.94  | \$13,812.74  | \$2,813.86  | \$2.60  | \$223,791.72   |
| 14          | 1724945  | 00hj             | Pathways CMHA                  | \$176,626.30   | \$29,162.02  | \$47,767.74  | \$16,394.04  | \$2,233.34  |         | \$272,183.44   |
| 15          | 1712541  | 00hq             | Saginaw County CMHA            | \$61,962.03    | \$9,619.12   | \$18,349.48  | \$5,139.20   | \$611.49    | \$1.03  | \$95,682.35    |
| 16          | 2920843  | 00hr             | Summit Pointe                  | \$201,522.47   | \$33,286.88  | \$56,615.00  | \$16,376.02  | \$2,480.26  | \$5.38  | \$310,286.01   |
| 17          | 1708164  | 00ho             | Thumb Mental Health Alliance   | \$172,738.91   | \$29,226.44  | \$50,395.33  | \$17,164.88  | \$2,496.88  |         | \$272,022.44   |
| 18          | 1707176  | 00hu             | Washtenaw County CMO           | \$213,077.62   | \$31,979.97  | \$56,728.05  | \$17,296.78  | \$2,322.07  | \$15.10 | \$321,419.59   |
| 19          |          |                  |                                |                |              |              |              |             |         | \$0.00         |
| 20          |          |                  |                                |                |              |              |              |             |         |                |
|             |          |                  | State Subtotals                | \$3,407,007.11 | \$509,452.90 | \$933,809.27 | \$297,004.44 | \$45,355.06 | \$94.44 | \$5,192,723.22 |

Check Values

MA TANF Revenue by PHP by County by Age Group

27-Apr-2003 08:56

2003-05

MA Capitation DMB Report: 57d2 - qSummary recordcode02 by PHP by County - Rev - TANF

| Provider ID | Agent ID | Provider Name | Co ID                        | County Name | Age Group      |             |             |             |            |          | Total  |              |
|-------------|----------|---------------|------------------------------|-------------|----------------|-------------|-------------|-------------|------------|----------|--------|--------------|
|             |          |               |                              |             | 0 - 17         | 18 - 25     | 26 - 39     | 40 - 49     | 50 - 64    | 65+      |        |              |
| 1           | 4476125  | 00hf          | North Country CMHA           | 01          | Alcona         | \$4,090.32  | \$522.88    | \$1,292.20  | \$565.59   | \$44.20  |        | \$6,515.19   |
| 2           | 1724945  | 00hj          | Pathways CMHA                | 02          | Alger          | \$5,971.80  | \$843.03    | \$1,476.20  | \$701.74   | \$64.59  |        | \$9,057.36   |
| 3           | 3402136  | 00gr          | Kalamazoo County CMHSP       | 03          | Allegan        | \$44,511.64 | \$6,520.04  | \$11,260.52 | \$2,964.84 | \$559.68 |        | \$65,816.72  |
| 4           | 4476125  | 00hf          | North Country CMHA           | 04          | Alpena         | \$11,465.04 | \$2,018.56  | \$3,548.58  | \$1,408.43 | \$150.28 |        | \$18,590.89  |
| 5           | 4476125  | 00hf          | North Country CMHA           | 05          | Antrim         | \$6,740.16  | \$817.44    | \$976.98    | \$343.80   | \$38.10  |        | \$8,916.48   |
| 6           | 1705322  | 00ge          | Bay-Arenac Behavioral Health | 06          | Arenac         | \$9,876.96  | \$1,494.60  | \$2,275.00  | \$1,247.00 | \$150.28 |        | \$15,043.84  |
| 7           | 1724945  | 00hj          | Pathways CMHA                | 07          | Baraga         | \$3,035.92  | \$397.98    | \$680.34    | \$176.00   | \$43.90  |        | \$4,334.14   |
| 8           | 2920843  | 00hr          | Calhoun CMHA                 | 08          | Barry          | \$10,165.02 | \$1,575.00  | \$2,930.88  | \$897.39   | \$85.68  | \$1.13 | \$15,655.10  |
| 9           | 1705322  | 00ge          | Bay-Arenac Behavioral Health | 09          | Bay            | \$48,763.88 | \$8,061.30  | \$14,326.00 | \$3,813.50 | \$369.92 |        | \$75,334.60  |
| 10          | 1708001  | 00bj          | CEI CMHSP                    | 10          | Benzie         | \$5,460.56  | \$800.30    | \$901.55    | \$302.94   | \$54.95  |        | \$7,520.30   |
| 11          | 2920843  | 00hr          | Calhoun CMHA                 | 11          | Berrien        | \$53,195.79 | \$8,660.22  | \$15,297.55 | \$4,290.48 | \$652.50 |        | \$82,096.54  |
| 12          | 2920843  | 00hr          | Calhoun CMHA                 | 12          | Branch         | \$19,539.52 | \$3,216.00  | \$5,641.79  | \$1,226.40 | \$221.35 |        | \$29,845.06  |
| 13          | 2920843  | 00hr          | Calhoun CMHA                 | 13          | Calhoun        | \$77,547.60 | \$12,621.18 | \$19,726.18 | \$5,383.60 | \$811.20 | \$2.30 | \$116,092.06 |
| 14          | 3402136  | 00gr          | Kalamazoo County CMHSP       | 14          | Cass           | \$10,970.16 | \$2,016.28  | \$3,565.00  | \$1,119.42 | \$181.83 |        | \$17,852.69  |
| 15          | 4476125  | 00hf          | North Country CMHA           | 15          | Charlevoix     | \$7,397.04  | \$864.60    | \$1,396.91  | \$487.05   | \$53.34  |        | \$10,198.94  |
| 16          | 4476125  | 00hf          | North Country CMHA           | 16          | Cheboygan      | \$10,043.60 | \$1,388.60  | \$2,699.55  | \$802.20   | \$114.30 |        | \$15,048.25  |
| 17          | 1724945  | 00hj          | Pathways CMHA                | 17          | Chippewa       | \$15,430.80 | \$2,511.67  | \$4,232.56  | \$1,310.16 | \$187.34 |        | \$23,672.53  |
| 18          | 4344340  | 00gg          | CMH for Central Michigan     | 18          | Clare          | \$13,195.44 | \$2,102.96  | \$4,598.34  | \$1,600.56 | \$141.84 |        | \$21,639.14  |
| 19          | 1708001  | 00bj          | CEI CMHSP                    | 19          | Clinton        | \$9,487.08  | \$1,364.06  | \$2,127.60  | \$641.67   | \$56.08  |        | \$13,676.49  |
| 20          | 1707158  | 00hc          | North Central CMHSP          | 20          | Crawford       | \$6,019.02  | \$871.38    | \$1,568.60  | \$575.28   | \$99.00  |        | \$9,133.28   |
| 21          | 1724945  | 00hj          | Pathways CMHA                | 21          | Delta          | \$34,136.10 | \$5,028.60  | \$9,220.20  | \$3,157.83 | \$473.66 |        | \$52,016.39  |
| 22          | 1724945  | 00hj          | Pathways CMHA                | 22          | Dickinson      | \$11,785.29 | \$2,095.96  | \$2,741.70  | \$972.16   | \$50.00  |        | \$17,645.11  |
| 23          | 1708001  | 00bj          | CEI CMHSP                    | 23          | Eaton          | \$18,921.60 | \$2,973.94  | \$4,980.16  | \$1,186.65 | \$147.21 |        | \$28,209.56  |
| 24          | 4476125  | 00hf          | North Country CMHA           | 24          | Emmet          | \$8,715.56  | \$1,110.88  | \$1,619.73  | \$391.55   | \$45.72  |        | \$11,883.44  |
| 25          | 1705233  | 0028          | Genesee County CMHSP         | 25          | Genesee        | \$79,988.92 | \$13,000.20 | \$26,414.85 | \$7,434.57 | \$913.14 | \$0.63 | \$127,752.31 |
| 26          | 4344340  | 00gg          | CMH for Central Michigan     | 26          | Gladwin        | \$9,810.48  | \$1,230.34  | \$2,365.62  | \$879.32   | \$118.20 |        | \$14,403.96  |
| 27          | 1724945  | 00hj          | Pathways CMHA                | 27          | Gogebic        | \$17,844.48 | \$2,590.08  | \$4,042.60  | \$1,648.30 | \$173.60 |        | \$26,299.06  |
| 28          | 1707158  | 00hc          | North Central CMHSP          | 28          | Grand Traverse | \$27,710.28 | \$3,902.24  | \$6,187.50  | \$2,055.56 | \$269.06 |        | \$40,124.64  |
| 29          | 1708001  | 00bj          | CEI CMHSP                    | 29          | Gratiot        | \$22,576.68 | \$3,953.70  | \$5,919.98  | \$1,725.57 | \$180.70 |        | \$34,356.63  |
| 30          | 1712229  | 00gv          | Jackson-Hillsdale CMHA       | 30          | Hillsdale      | \$15,633.20 | \$2,590.74  | \$4,399.56  | \$1,239.30 | \$271.32 |        | \$24,134.12  |
| 31          | 1724945  | 00hj          | Pathways CMHA                | 31          | Houghton       | \$12,894.44 | \$1,796.94  | \$3,184.78  | \$1,045.00 | \$131.70 |        | \$19,052.86  |

MA TANF Revenue by PHP by County by Age Group

27-Apr-2003 08:56

2003-05

MA Capitation DMB Report: 57d2 - qSummary recordcode02 by PHP by County - Rev - TANF

| Provider ID | Agent ID | Provider Name | Co ID                        | County Name | Age Group   |              |             |             |             |            | Total  |              |
|-------------|----------|---------------|------------------------------|-------------|-------------|--------------|-------------|-------------|-------------|------------|--------|--------------|
|             |          |               |                              |             | 0 - 17      | 18 - 25      | 26 - 39     | 40 - 49     | 50 - 64     | 65+        |        |              |
| 32          | 1705322  | 00ge          | Bay-Arenac Behavioral Health | 32          | Huron       | \$13,159.68  | \$1,717.81  | \$3,127.95  | \$1,240.96  | \$79.56    |        | \$19,325.96  |
| 33          | 1708001  | 00bj          | CEI CMHSP                    | 33          | Ingham      | \$70,439.16  | \$11,693.32 | \$21,425.72 | \$5,959.62  | \$925.32   | \$1.29 | \$110,444.43 |
| 34          | 1708001  | 00bj          | CEI CMHSP                    | 34          | Ionia       | \$19,269.99  | \$3,332.70  | \$5,134.38  | \$1,413.27  | \$293.44   |        | \$29,443.78  |
| 35          | 4476125  | 00hf          | North Country CMHA           | 35          | Iosco       | \$18,755.28  | \$3,168.90  | \$5,428.50  | \$2,293.75  | \$219.60   |        | \$29,866.03  |
| 36          | 1724945  | 00hj          | Pathways CMHA                | 36          | Iron        | \$6,419.82   | \$953.49    | \$1,729.38  | \$736.96    | \$112.50   |        | \$9,952.15   |
| 37          | 4344340  | 00gg          | CMH for Central Michigan     | 37          | Isabella    | \$13,638.24  | \$3,040.62  | \$4,483.16  | \$1,096.68  | \$133.96   |        | \$22,392.66  |
| 38          | 1712229  | 00gv          | Jackson-Hillsdale CMHA       | 38          | Jackson     | \$62,024.60  | \$9,643.68  | \$14,472.81 | \$4,288.95  | \$629.85   |        | \$91,059.89  |
| 39          | 3402136  | 00gr          | Kalamazoo County CMHSP       | 39          | Kalamazoo   | \$75,638.36  | \$12,457.44 | \$21,889.20 | \$5,961.06  | \$620.75   |        | \$116,566.81 |
| 40          | 4476125  | 00hf          | North Country CMHA           | 40          | Kalkaska    | \$6,330.80   | \$885.56    | \$1,422.62  | \$496.60    | \$60.96    |        | \$9,196.54   |
| 41          | 1705430  | 00gs          | Kent County CMHSP            | 41          | Kent        | \$176,633.40 | \$27,730.23 | \$47,249.46 | \$12,564.48 | \$1,903.61 | \$4.53 | \$266,085.71 |
| 42          | 1724945  | 00hj          | Pathways CMHA                | 42          | Keweenaw    | \$717.88     | \$54.27     | \$157.76    | \$66.00     |            |        | \$995.91     |
| 43          | 1707158  | 00hc          | West Michigan CMH            | 43          | Lake        | \$5,489.38   | \$793.35    | \$1,788.90  | \$594.13    | \$98.34    |        | \$8,764.10   |
| 44          | 1708164  | 00ho          | St. Clair County CMHA        | 44          | Lapeer      | \$22,734.51  | \$3,178.32  | \$5,559.82  | \$1,862.82  | \$300.80   |        | \$33,636.27  |
| 45          | 1707158  | 00hc          | North Central CMHSP          | 45          | Leelanau    | \$5,982.12   | \$698.03    | \$1,512.50  | \$705.64    | \$134.53   |        | \$9,032.82   |
| 46          | 1707176  | 00hu          | Washtenaw County CMO         | 46          | Lenawee     | \$29,217.18  | \$4,415.04  | \$7,686.25  | \$2,230.14  | \$286.80   |        | \$43,835.41  |
| 47          | 1707176  | 00hu          | Washtenaw County CMO         | 47          | Livingston  | \$44,715.24  | \$6,514.77  | \$10,471.50 | \$4,221.54  | \$477.60   |        | \$66,400.65  |
| 48          | 1724945  | 00hj          | Pathways CMHA                | 48          | Luce        | \$7,558.90   | \$1,390.26  | \$2,734.60  | \$701.74    | \$193.77   |        | \$12,579.27  |
| 49          | 1724945  | 00hj          | Pathways CMHA                | 49          | Mackinac    | \$3,763.76   | \$528.06    | \$742.36    | \$420.24    | \$49.30    |        | \$5,503.72   |
| 50          | 3396315  | 00gx          | Macomb County CCMHSP         | 50          | Macomb      | \$158,828.04 | \$22,208.16 | \$44,975.05 | \$18,018.98 | \$3,722.80 | \$8.35 | \$247,761.38 |
| 51          | 1708001  | 00bj          | CEI CMHSP                    | 51          | Manistee    | \$10,557.54  | \$1,593.05  | \$3,211.00  | \$798.66    | \$131.88   |        | \$16,292.13  |
| 52          | 1724945  | 00hj          | Pathways CMHA                | 52          | Marquette   | \$39,502.65  | \$8,193.66  | \$12,511.40 | \$3,805.59  | \$559.78   |        | \$64,573.08  |
| 53          | 1707158  | 00hc          | West Michigan CMH            | 53          | Mason       | \$11,655.15  | \$1,888.05  | \$3,306.45  | \$1,210.68  | \$116.22   |        | \$18,176.55  |
| 54          | 4344340  | 00gg          | CMH for Central Michigan     | 54          | Mecosta     | \$13,392.24  | \$2,634.12  | \$4,943.88  | \$1,294.28  | \$173.36   |        | \$22,437.88  |
| 55          | 1724945  | 00hj          | Pathways CMHA                | 55          | Menominee   | \$11,137.06  | \$1,743.77  | \$2,488.62  | \$972.16    | \$100.00   |        | \$16,441.61  |
| 56          | 4344340  | 00gg          | CMH for Central Michigan     | 56          | Midland     | \$19,379.88  | \$2,953.90  | \$5,962.78  | \$1,719.12  | \$244.28   |        | \$30,259.96  |
| 57          | 1707176  | 00hu          | Washtenaw County CMO         | 58          | Monroe      | \$43,526.88  | \$6,797.84  | \$11,831.24 | \$3,051.30  | \$428.83   |        | \$65,636.09  |
| 58          | 1705322  | 00ge          | Bay-Arenac Behavioral Health | 59          | Montcalm    | \$15,968.44  | \$2,562.80  | \$3,859.47  | \$1,293.60  | \$87.50    |        | \$23,771.81  |
| 59          | 4476125  | 00hf          | North Country CMHA           | 60          | Montmorency | \$3,908.16   | \$760.00    | \$1,292.20  | \$532.32    | \$44.20    |        | \$6,536.88   |
| 60          | 1712452  | 00ha          | Muskegon County CMHSP        | 61          | Muskegon    | \$79,777.50  | \$14,386.90 | \$22,393.80 | \$6,579.84  | \$624.80   |        | \$123,762.84 |
| 61          | 1708001  | 00bj          | CEI CMHSP                    | 62          | Newaygo     | \$30,659.76  | \$4,926.60  | \$8,358.20  | \$3,013.02  | \$309.32   |        | \$47,266.90  |
| 62          | 1705289  | 0058          | Oakland County CMHA          | 63          | Oakland     | \$150,504.48 | \$19,332.10 | \$37,325.94 | \$13,812.74 | \$2,813.86 | \$2.60 | \$223,791.72 |

MA TANF Revenue by PHP by County by Age Group

27-Apr-2003 08:56

2003-05

MA Capitation DMB Report: 57d2 - qSummary recordcode02 by PHP by County - Rev - TANF

| Provider ID | Agent ID | Provider Name | Co ID                        | County Name | Age Group    |                |              |              |              |             | Total   |                |
|-------------|----------|---------------|------------------------------|-------------|--------------|----------------|--------------|--------------|--------------|-------------|---------|----------------|
|             |          |               |                              |             | 0 - 17       | 18 - 25        | 26 - 39      | 40 - 49      | 50 - 64      | 65+         |         |                |
| 63          | 1707158  | 00hc          | West Michigan CMH            | 64          | Oceana       | \$14,701.70    | \$2,380.05   | \$4,663.20   | \$1,423.67   | \$286.08    | \$1.65  | \$23,456.35    |
| 64          | 4476125  | 00hf          | North Country CMHA           | 65          | Ogemaw       | \$15,739.08    | \$2,846.98   | \$5,510.75   | \$1,853.35   | \$146.40    |         | \$26,096.56    |
| 65          | 1724945  | 00hj          | Pathways CMHA                | 66          | Ontonagon    | \$2,263.24     | \$343.71     | \$650.76     | \$297.00     | \$43.90     |         | \$3,598.61     |
| 66          | 4344340  | 00gg          | CMH for Central Michigan     | 67          | Osceola      | \$8,826.48     | \$1,392.94   | \$2,782.04   | \$859.56     | \$157.60    |         | \$14,018.62    |
| 67          | 4476125  | 00hf          | North Country CMHA           | 68          | Oscoda       | \$6,270.04     | \$1,006.00   | \$1,776.60   | \$990.90     | \$58.56     |         | \$10,102.10    |
| 68          | 4476125  | 00hf          | North Country CMHA           | 69          | Otsego       | \$8,215.76     | \$1,299.52   | \$2,322.47   | \$754.45     | \$60.96     |         | \$12,653.16    |
| 69          | 1712452  | 00ha          | Muskegon County CMHSP        | 70          | Ottawa       | \$64,348.64    | \$8,760.24   | \$13,201.50  | \$3,352.20   | \$542.25    |         | \$90,204.83    |
| 70          | 4476125  | 00hf          | North Country CMHA           | 71          | Presque Isle | \$3,957.84     | \$620.16     | \$805.14     | \$299.43     | \$35.36     |         | \$5,717.93     |
| 71          | 1707158  | 00hc          | North Central CMHSP          | 72          | Roscommon    | \$10,874.70    | \$1,668.60   | \$3,825.36   | \$1,590.48   | \$198.00    |         | \$18,157.14    |
| 72          | 1712541  | 00hq          | Saginaw County CMHA          | 73          | Saginaw      | \$61,962.03    | \$9,619.12   | \$18,349.48  | \$5,139.20   | \$611.49    | \$1.03  | \$95,682.35    |
| 73          | 1708164  | 00ho          | St. Clair County CMHA        | 74          | St. Clair    | \$137,970.00   | \$24,246.54  | \$41,658.51  | \$14,168.78  | \$2,032.80  |         | \$220,076.63   |
| 74          | 3402136  | 00gr          | Kalamazoo County CMHSP       | 75          | St. Joseph   | \$26,995.08    | \$4,884.85   | \$7,593.03   | \$2,078.56   | \$310.86    | \$1.74  | \$41,864.12    |
| 75          | 1708164  | 00ho          | St. Clair County CMHA        | 76          | Sanilac      | \$12,034.40    | \$1,801.58   | \$3,177.00   | \$1,133.28   | \$163.28    |         | \$18,309.54    |
| 76          | 1724945  | 00hj          | Pathways CMHA                | 77          | Schoolcraft  | \$4,164.16     | \$690.54     | \$1,174.48   | \$383.16     | \$49.30     |         | \$6,461.64     |
| 77          | 1705322  | 00ge          | Bay-Arenac Behavioral Health | 78          | Shiawassee   | \$22,969.31    | \$3,745.35   | \$6,478.64   | \$1,828.86   | \$205.85    |         | \$35,228.01    |
| 78          | 1705322  | 00ge          | Bay-Arenac Behavioral Health | 79          | Tuscola      | \$24,747.38    | \$3,735.84   | \$6,287.04   | \$2,046.00   | \$179.01    |         | \$36,995.27    |
| 79          | 2920843  | 00hr          | Calhoun CMHA                 | 80          | Van Buren    | \$41,074.54    | \$7,214.48   | \$13,018.60  | \$4,578.15   | \$709.53    | \$1.95  | \$66,597.25    |
| 80          | 1707176  | 00hu          | Washtenaw County CMO         | 81          | Washtenaw    | \$95,618.32    | \$14,252.32  | \$26,739.06  | \$7,793.80   | \$1,128.84  | \$15.10 | \$145,547.44   |
| 81          | 3119549  | 00gj          | Detroit-Wayne County CMHSP   | 82          | Wayne        | \$1,019,298.05 | \$134,346.24 | \$277,123.34 | \$90,303.68  | \$15,450.80 | \$52.14 | \$1,536,574.25 |
| 82          | 1707158  | 00hc          | North Central CMHSP          | 83          | Wexford      | \$20,765.90    | \$3,479.34   | \$5,596.36   | \$1,579.20   | \$252.00    |         | \$31,672.80    |
| 83          |          |               |                              |             |              |                |              |              |              |             |         | \$0.00         |
| 84          |          |               |                              |             |              |                |              |              |              |             |         | \$0.00         |
| 85          |          |               |                              |             |              |                |              |              |              |             |         |                |
|             |          |               |                              |             |              | \$3,407,007.11 | \$509,452.90 | \$933,809.27 | \$297,004.44 | \$45,355.06 | \$94.44 | \$5,192,723.22 |

Check Values

MA DD Revenue by PHP by Age Group

27-Apr-2003 08:56

2003-05

MA Capitation DMB Report: 57e2 - qSummary recordcode02 by PHP - Rev - DD

|             |          |                  | Age Group                      |                |                 |                 |                 |                |                 |                 |
|-------------|----------|------------------|--------------------------------|----------------|-----------------|-----------------|-----------------|----------------|-----------------|-----------------|
| Provider ID | Agent ID | Affiliation Name | 0 - 17                         | 18 - 25        | 26 - 39         | 40 - 49         | 50 - 64         | 65+            | Total           |                 |
| 1           | 1705322  | 00ge             | Access Alliance of Michigan    | \$27,264.52    | \$162,743.54    | \$947,504.29    | \$1,088,612.55  | \$710,599.71   | \$178,913.96    | \$3,115,638.57  |
| 2           | 4344340  | 00gg             | CMH for Central Michigan       | \$29,521.80    | \$164,367.14    | \$997,690.96    | \$1,125,554.28  | \$754,189.02   | \$177,521.85    | \$3,248,845.05  |
| 3           | 3119549  | 00gj             | Detroit-Wayne County CMHSP     | \$195,238.80   | \$691,093.90    | \$4,343,320.74  | \$5,283,018.18  | \$3,639,079.32 | \$1,171,657.63  | \$15,323,408.57 |
| 4           | 1705233  | 0028             | Genesee County CMHSP           | \$58,058.76    | \$213,819.54    | \$1,321,323.64  | \$1,439,657.60  | \$792,295.44   | \$222,414.72    | \$4,047,569.70  |
| 5           | 3402136  | 00gr             | Kalamazoo County CMHSP         | \$39,173.20    | \$200,362.53    | \$1,154,074.55  | \$1,283,315.96  | \$837,815.49   | \$222,871.34    | \$3,737,613.07  |
| 6           | 1705430  | 00gs             | Kent County CMHSP              | \$46,652.97    | \$224,938.56    | \$1,076,682.84  | \$1,070,536.80  | \$643,756.09   | \$188,020.50    | \$3,250,587.76  |
| 7           | 1712452  | 00ha             | Lakeshore Affiliation          | \$28,862.58    | \$175,166.32    | \$919,356.55    | \$984,777.57    | \$594,479.04   | \$138,592.56    | \$2,841,234.62  |
| 8           | 1712229  | 00gv             | Lifeways                       | \$17,140.68    | \$73,519.46     | \$415,607.44    | \$440,559.28    | \$278,370.00   | \$79,373.14     | \$1,304,570.00  |
| 9           | 3396315  | 00gx             | Macomb County CCMHSP           | \$50,361.08    | \$285,791.76    | \$1,734,457.90  | \$2,004,144.48  | \$1,426,260.65 | \$469,699.00    | \$5,970,714.87  |
| 10          | 1708001  | 00bj             | Mid-Michigan CMHSP Affiliation | \$44,178.66    | \$232,451.07    | \$1,294,050.58  | \$1,461,147.49  | \$989,345.27   | \$257,555.12    | \$4,278,728.19  |
| 11          | 4476125  | 00hf             | Northern Affiliation           | \$22,721.88    | \$127,927.00    | \$794,704.91    | \$1,042,240.47  | \$735,853.98   | \$188,358.64    | \$2,911,806.88  |
| 12          | 1707158  | 00hc             | Northwest Affiliation          | \$16,491.18    | \$85,995.66     | \$524,271.13    | \$654,546.39    | \$435,647.88   | \$107,830.79    | \$1,824,783.03  |
| 13          | 1705289  | 0058             | Oakland County CMHA            | \$75,190.51    | \$455,661.00    | \$2,813,119.20  | \$3,086,857.62  | \$2,110,186.74 | \$809,301.15    | \$9,350,316.22  |
| 14          | 1724945  | 00hj             | Pathways CMHA                  | \$25,351.09    | \$163,112.84    | \$947,585.11    | \$1,226,160.57  | \$906,444.56   | \$264,384.94    | \$3,533,039.11  |
| 15          | 1712541  | 00hq             | Saginaw County CMHA            | \$20,267.12    | \$84,872.05     | \$470,030.08    | \$497,881.65    | \$272,633.79   | \$85,814.96     | \$1,431,499.65  |
| 16          | 2920843  | 00hr             | Summit Pointe                  | \$36,297.26    | \$157,134.88    | \$854,605.78    | \$1,040,824.30  | \$677,751.01   | \$206,449.97    | \$2,973,063.20  |
| 17          | 1708164  | 00ho             | Thumb Mental Health Alliance   | \$30,215.84    | \$164,841.31    | \$993,779.34    | \$1,196,728.88  | \$811,262.55   | \$203,133.32    | \$3,399,961.24  |
| 18          | 1707176  | 00hu             | Washtenaw County CMO           | \$42,846.79    | \$252,991.01    | \$1,375,010.12  | \$1,438,714.49  | \$899,886.53   | \$245,159.27    | \$4,254,608.21  |
| 19          |          |                  |                                |                |                 |                 |                 |                |                 | \$0.00          |
| 20          |          |                  |                                |                |                 |                 |                 |                |                 |                 |
|             |          | State Subtotals  | \$805,834.72                   | \$3,916,789.57 | \$22,977,175.16 | \$26,365,278.56 | \$17,515,857.07 | \$5,217,052.86 | \$76,797,987.94 |                 |

Check Values

MA DD Revenue by PHP by County by Age Group

2003-05

MA Capitation DMB Report: 57f2 - qSummary recordcode02 by PHP by County - Rev - DD

| Provider ID | Agent ID | Provider Name | Co ID                        | County Name | Age Group      |             |              |                |                |              | Total        |                |
|-------------|----------|---------------|------------------------------|-------------|----------------|-------------|--------------|----------------|----------------|--------------|--------------|----------------|
|             |          |               |                              |             | 0 - 17         | 18 - 25     | 26 - 39      | 40 - 49        | 50 - 64        | 65+          |              |                |
| 1           | 4476125  | 00hf          | North Country CMHA           | 01          | Alcona         | \$1,602.00  | \$3,195.90   | \$35,626.79    | \$57,905.40    | \$50,979.54  | \$15,118.94  | \$164,428.57   |
| 2           | 1724945  | 00hj          | Pathways CMHA                | 02          | Alger          | \$689.76    | \$1,548.10   | \$29,699.90    | \$42,075.00    | \$30,973.44  | \$11,084.64  | \$116,070.84   |
| 3           | 3402136  | 00gr          | Kalamazoo County CMHSP       | 03          | Allegan        | \$8,371.48  | \$47,069.84  | \$255,343.94   | \$263,164.11   | \$190,157.77 | \$51,834.12  | \$815,941.26   |
| 4           | 4476125  | 00hf          | North Country CMHA           | 04          | Alpena         | \$3,426.50  | \$27,804.33  | \$172,334.24   | \$233,324.70   | \$135,225.39 | \$33,098.22  | \$605,213.38   |
| 5           | 4476125  | 00hf          | North Country CMHA           | 05          | Antrim         | \$1,638.52  | \$11,256.08  | \$50,405.48    | \$80,434.70    | \$50,145.35  | \$8,504.34   | \$202,384.47   |
| 6           | 1705322  | 00ge          | Bay-Arenac Behavioral Health | 06          | Arenac         | \$1,614.66  | \$7,731.26   | \$52,466.39    | \$86,642.27    | \$55,637.59  | \$15,990.15  | \$220,082.32   |
| 7           | 1724945  | 00hj          | Pathways CMHA                | 07          | Baraga         | \$365.50    | \$3,413.15   | \$16,336.08    | \$24,485.30    | \$25,909.89  | \$11,749.15  | \$82,259.07    |
| 8           | 2920843  | 00hr          | Calhoun CMHA                 | 08          | Barry          | \$1,251.14  | \$8,220.74   | \$35,687.52    | \$47,887.36    | \$32,695.19  | \$6,722.10   | \$132,464.05   |
| 9           | 1705322  | 00ge          | Bay-Arenac Behavioral Health | 09          | Bay            | \$8,769.82  | \$54,573.60  | \$366,675.22   | \$416,246.43   | \$253,289.36 | \$64,251.33  | \$1,163,805.76 |
| 10          | 1708001  | 00bj          | CEI CMHSP                    | 10          | Benzie         | \$2,816.44  | \$14,252.56  | \$64,364.22    | \$80,853.30    | \$75,825.44  | \$23,513.60  | \$261,625.56   |
| 11          | 2920843  | 00hr          | Calhoun CMHA                 | 11          | Berrien        | \$19,283.20 | \$69,563.34  | \$363,425.16   | \$471,020.54   | \$298,811.40 | \$94,334.80  | \$1,316,438.44 |
| 12          | 2920843  | 00hr          | Calhoun CMHA                 | 12          | Branch         | \$4,443.12  | \$19,517.50  | \$132,653.32   | \$144,067.85   | \$97,694.70  | \$33,047.56  | \$431,424.05   |
| 13          | 2920843  | 00hr          | Calhoun CMHA                 | 13          | Calhoun        | \$7,211.96  | \$38,820.54  | \$208,674.34   | \$235,197.56   | \$141,880.18 | \$39,904.94  | \$671,689.52   |
| 14          | 3402136  | 00gr          | Kalamazoo County CMHSP       | 14          | Cass           | \$4,258.65  | \$20,944.55  | \$119,649.48   | \$123,961.37   | \$91,704.96  | \$20,617.26  | \$381,136.27   |
| 15          | 4476125  | 00hf          | North Country CMHA           | 15          | Charlevoix     | \$1,887.86  | \$10,744.44  | \$64,996.54    | \$55,213.65    | \$61,211.91  | \$14,391.96  | \$208,446.36   |
| 16          | 4476125  | 00hf          | North Country CMHA           | 16          | Cheboygan      | \$2,671.50  | \$12,023.54  | \$93,515.43    | \$98,839.25    | \$72,624.30  | \$19,625.40  | \$299,299.42   |
| 17          | 1724945  | 00hj          | Pathways CMHA                | 17          | Chippewa       | \$2,693.65  | \$16,387.92  | \$91,465.50    | \$127,969.39   | \$87,386.80  | \$23,572.62  | \$349,475.88   |
| 18          | 4344340  | 00gg          | CMH for Central Michigan     | 18          | Clare          | \$5,115.55  | \$23,000.18  | \$178,159.10   | \$244,393.26   | \$152,809.54 | \$34,428.48  | \$637,906.11   |
| 19          | 1708001  | 00bj          | CEI CMHSP                    | 19          | Clinton        | \$2,167.82  | \$10,331.21  | \$66,017.00    | \$60,484.32    | \$35,211.09  | \$8,558.30   | \$182,769.74   |
| 20          | 1707158  | 00hc          | North Central CMHSP          | 20          | Crawford       | \$1,269.04  | \$5,029.12   | \$26,890.38    | \$46,481.25    | \$24,006.85  | \$7,635.72   | \$111,312.36   |
| 21          | 1724945  | 00hj          | Pathways CMHA                | 21          | Delta          | \$3,879.90  | \$29,413.90  | \$138,867.10   | \$180,675.00   | \$123,893.76 | \$32,462.16  | \$509,191.82   |
| 22          | 1724945  | 00hj          | Pathways CMHA                | 22          | Dickinson      | \$2,207.40  | \$11,950.61  | \$68,918.52    | \$90,979.00    | \$51,103.50  | \$13,408.69  | \$238,567.72   |
| 23          | 1708001  | 00bj          | CEI CMHSP                    | 23          | Eaton          | \$4,619.28  | \$21,680.99  | \$112,794.76   | \$107,398.44   | \$71,209.02  | \$14,511.90  | \$332,214.39   |
| 24          | 4476125  | 00hf          | North Country CMHA           | 24          | Emmet          | \$1,923.48  | \$10,232.80  | \$63,670.08    | \$77,026.45    | \$60,174.42  | \$15,373.23  | \$228,400.46   |
| 25          | 1705233  | 0028          | Genesee County CMHSP         | 25          | Genesee        | \$58,058.76 | \$213,819.54 | \$1,321,323.64 | \$1,439,657.60 | \$792,295.44 | \$222,414.72 | \$4,047,569.70 |
| 26          | 4344340  | 00gg          | CMH for Central Michigan     | 26          | Gladwin        | \$2,460.15  | \$13,183.03  | \$121,439.06   | \$144,244.34   | \$108,824.66 | \$20,441.91  | \$410,593.15   |
| 27          | 1724945  | 00hj          | Pathways CMHA                | 27          | Gogebic        | \$2,005.02  | \$11,029.32  | \$68,307.22    | \$99,593.48    | \$57,568.24  | \$22,719.76  | \$261,223.04   |
| 28          | 1707158  | 00hc          | North Central CMHSP          | 28          | Grand Traverse | \$5,097.26  | \$22,966.39  | \$165,652.31   | \$176,313.99   | \$115,271.25 | \$29,654.46  | \$514,955.66   |
| 29          | 1708001  | 00bj          | CEI CMHSP                    | 29          | Gratiot        | \$5,057.28  | \$24,691.47  | \$156,719.01   | \$170,149.50   | \$116,632.64 | \$36,287.00  | \$509,536.90   |
| 30          | 1712229  | 00gv          | Jackson-Hillsdale CMHA       | 30          | Hillsdale      | \$3,398.40  | \$16,473.24  | \$92,532.96    | \$94,695.86    | \$66,808.80  | \$20,282.08  | \$294,191.34   |
| 31          | 1724945  | 00hj          | Pathways CMHA                | 31          | Houghton       | \$2,375.75  | \$17,065.75  | \$106,865.19   | \$128,023.14   | \$116,417.04 | \$37,932.97  | \$408,679.84   |

MA DD Revenue by PHP by County by Age Group

27-Apr-2003 08:56

2003-05

MA Capitation DMB Report: 57f2 - qSummary recordcode02 by PHP by County - Rev - DD

| Provider ID | Agent ID | Provider Name | Co ID                        | County Name | Age Group   |             |              |                |                |                | Total        |                |
|-------------|----------|---------------|------------------------------|-------------|-------------|-------------|--------------|----------------|----------------|----------------|--------------|----------------|
|             |          |               |                              |             | 0 - 17      | 18 - 25     | 26 - 39      | 40 - 49        | 50 - 64        | 65+            |              |                |
| 32          | 1705322  | 00ge          | Bay-Arenac Behavioral Health | 32          | Huron       | \$2,193.51  | \$16,897.16  | \$93,532.84    | \$114,993.27   | \$93,530.04    | \$28,611.10  | \$349,757.92   |
| 33          | 1708001  | 00bj          | CEI CMHSP                    | 33          | Ingham      | \$18,720.24 | \$95,163.54  | \$493,052.68   | \$590,109.84   | \$345,422.76   | \$98,978.60  | \$1,641,447.66 |
| 34          | 1708001  | 00bj          | CEI CMHSP                    | 34          | Ionia       | \$4,225.05  | \$29,360.87  | \$166,951.26   | \$155,810.91   | \$113,403.60   | \$28,076.83  | \$497,828.52   |
| 35          | 4476125  | 00hf          | North Country CMHA           | 35          | Iosco       | \$1,354.08  | \$6,980.96   | \$47,508.93    | \$63,774.72    | \$43,141.12    | \$9,882.18   | \$172,641.99   |
| 36          | 1724945  | 00hj          | Pathways CMHA                | 36          | Iron        | \$1,290.48  | \$6,828.92   | \$34,143.12    | \$50,688.30    | \$50,773.80    | \$11,849.54  | \$155,574.16   |
| 37          | 4344340  | 00gg          | CMH for Central Michigan     | 37          | Isabella    | \$6,248.00  | \$37,305.17  | \$204,337.58   | \$197,308.32   | \$132,713.00   | \$33,352.59  | \$611,264.66   |
| 38          | 1712229  | 00gv          | Jackson-Hillsdale CMHA       | 38          | Jackson     | \$13,742.28 | \$57,046.22  | \$323,074.48   | \$345,863.42   | \$211,561.20   | \$59,091.06  | \$1,010,378.66 |
| 39          | 3402136  | 00gr          | Kalamazoo County CMHSP       | 39          | Kalamazoo   | \$22,372.68 | \$105,046.98 | \$624,318.53   | \$713,782.80   | \$440,827.20   | \$118,378.46 | \$2,024,726.65 |
| 40          | 4476125  | 00hf          | North Country CMHA           | 40          | Kalkaska    | \$2,065.96  | \$7,674.60   | \$54,384.86    | \$64,075.10    | \$57,753.61    | \$15,046.14  | \$201,000.27   |
| 41          | 1705430  | 00gs          | Kent County CMHSP            | 41          | Kent        | \$46,652.97 | \$224,938.56 | \$1,076,682.84 | \$1,070,536.80 | \$643,756.09   | \$188,020.50 | \$3,250,587.76 |
| 42          | 1724945  | 00hj          | Pathways CMHA                | 42          | Keweenaw    | \$255.85    | \$262.55     | \$5,445.36     | \$7,695.38     | \$7,453.53     | \$2,685.52   | \$23,798.19    |
| 43          | 1707158  | 00hc          | West Michigan CMH            | 43          | Lake        | \$1,299.90  | \$5,869.60   | \$34,928.83    | \$59,713.92    | \$39,852.93    | \$9,380.80   | \$151,045.98   |
| 44          | 1708164  | 00ho          | St. Clair County CMHA        | 44          | Lapeer      | \$4,310.00  | \$26,315.15  | \$213,496.92   | \$194,678.76   | \$130,578.24   | \$49,082.92  | \$618,461.99   |
| 45          | 1707158  | 00hc          | North Central CMHSP          | 45          | Leelanau    | \$1,044.78  | \$5,684.75   | \$27,117.46    | \$21,206.15    | \$20,902.52    | \$6,105.33   | \$82,060.99    |
| 46          | 1707176  | 00hu          | Washtenaw County CMO         | 46          | Lenawee     | \$7,897.50  | \$42,424.69  | \$239,973.36   | \$255,707.73   | \$173,279.85   | \$41,189.94  | \$760,473.07   |
| 47          | 1707176  | 00hu          | Washtenaw County CMO         | 47          | Livingston  | \$4,882.36  | \$47,636.64  | \$204,115.94   | \$189,513.90   | \$117,166.40   | \$29,184.93  | \$592,500.17   |
| 48          | 1724945  | 00hj          | Pathways CMHA                | 48          | Luce        | \$1,379.52  | \$7,430.88   | \$40,937.70    | \$48,675.00    | \$45,623.04    | \$16,231.08  | \$160,277.22   |
| 49          | 1724945  | 00hj          | Pathways CMHA                | 49          | Mackinac    | \$538.73    | \$2,276.10   | \$20,063.40    | \$35,176.42    | \$20,308.20    | \$4,656.32   | \$83,019.17    |
| 50          | 3396315  | 00gx          | Macomb County CCMHSP         | 50          | Macomb      | \$50,361.08 | \$285,791.76 | \$1,734,457.90 | \$2,004,144.48 | \$1,426,260.65 | \$469,699.00 | \$5,970,714.87 |
| 51          | 1708001  | 00bj          | CEI CMHSP                    | 51          | Manistee    | \$4,032.63  | \$24,367.28  | \$151,375.11   | \$183,757.50   | \$162,838.24   | \$29,979.84  | \$556,350.60   |
| 52          | 1724945  | 00hj          | Pathways CMHA                | 52          | Marquette   | \$4,354.11  | \$38,392.88  | \$211,912.80   | \$250,800.00   | \$174,958.08   | \$36,420.96  | \$716,838.83   |
| 53          | 1707158  | 00hc          | West Michigan CMH            | 53          | Mason       | \$1,485.60  | \$10,805.40  | \$51,874.50    | \$54,026.88    | \$35,344.68    | \$9,551.36   | \$163,088.42   |
| 54          | 4344340  | 00gg          | CMH for Central Michigan     | 54          | Mecosta     | \$5,974.65  | \$27,488.02  | \$143,254.46   | \$159,191.94   | \$103,516.14   | \$28,690.40  | \$468,115.61   |
| 55          | 1724945  | 00hj          | Pathways CMHA                | 55          | Menominee   | \$1,867.80  | \$8,780.04   | \$50,582.40    | \$67,584.40    | \$56,708.40    | \$19,333.46  | \$204,856.50   |
| 56          | 4344340  | 00gg          | CMH for Central Michigan     | 56          | Midland     | \$6,638.50  | \$43,475.95  | \$245,059.66   | \$271,298.94   | \$172,526.90   | \$33,352.59  | \$772,352.54   |
| 57          | 1707176  | 00hu          | Washtenaw County CMO         | 58          | Monroe      | \$13,600.48 | \$66,392.96  | \$396,564.75   | \$399,791.16   | \$259,369.28   | \$66,563.10  | \$1,202,281.73 |
| 58          | 1705322  | 00ge          | Bay-Arenac Behavioral Health | 59          | Montcalm    | \$2,616.64  | \$11,993.46  | \$65,497.41    | \$80,010.98    | \$50,135.64    | \$11,528.56  | \$221,782.69   |
| 59          | 4476125  | 00hf          | North Country CMHA           | 60          | Montmorency | \$1,335.00  | \$6,391.80   | \$38,940.91    | \$62,163.15    | \$51,411.57    | \$17,162.04  | \$177,404.47   |
| 60          | 1712452  | 00ha          | Muskegon County CMHSP        | 61          | Muskegon    | \$15,307.56 | \$68,930.40  | \$449,123.15   | \$505,426.05   | \$310,251.84   | \$70,440.24  | \$1,419,479.24 |
| 61          | 1708001  | 00bj          | CEI CMHSP                    | 62          | Newaygo     | \$2,539.92  | \$12,603.15  | \$82,776.54    | \$112,583.68   | \$68,802.48    | \$17,649.05  | \$296,954.82   |
| 62          | 1705289  | 0058          | Oakland County CMHA          | 63          | Oakland     | \$75,190.51 | \$455,661.00 | \$2,813,119.20 | \$3,086,857.62 | \$2,110,186.74 | \$809,301.15 | \$9,350,316.22 |

MA DD Revenue by PHP by County by Age Group

27-Apr-2003 08:56

2003-05

MA Capitation DMB Report: 57f2 - qSummary recordcode02 by PHP by County - Rev - DD

| Provider ID | Agent ID | Provider Name | Co ID                        | County Name | Age Group    |              |                |                 |                 |                 | Total          |                 |
|-------------|----------|---------------|------------------------------|-------------|--------------|--------------|----------------|-----------------|-----------------|-----------------|----------------|-----------------|
|             |          |               |                              |             | 0 - 17       | 18 - 25      | 26 - 39        | 40 - 49         | 50 - 64         | 65+             |                |                 |
| 63          | 1707158  | 00hc          | West Michigan CMH            | 64          | Oceana       | \$1,634.16   | \$8,137.40     | \$46,687.05     | \$63,979.20     | \$50,492.40     | \$14,156.48    | \$185,086.69    |
| 64          | 4476125  | 00hf          | North Country CMHA           | 65          | Ogemaw       | \$1,093.68   | \$9,100.18     | \$39,429.18     | \$73,739.52     | \$44,489.28     | \$10,838.52    | \$178,690.36    |
| 65          | 1724945  | 00hj          | Pathways CMHA                | 66          | Ontonagon    | \$877.20     | \$4,463.35     | \$24,504.12     | \$37,777.32     | \$24,135.24     | \$12,420.53    | \$104,177.76    |
| 66          | 4344340  | 00gg          | CMH for Central Michigan     | 67          | Osceola      | \$3,084.95   | \$19,914.79    | \$105,441.10    | \$109,117.48    | \$83,798.78     | \$27,255.88    | \$348,612.98    |
| 67          | 4476125  | 00hf          | North Country CMHA           | 68          | Oscoda       | \$624.96     | \$1,869.90     | \$14,543.55     | \$29,230.08     | \$18,031.64     | \$4,303.53     | \$68,603.66     |
| 68          | 4476125  | 00hf          | North Country CMHA           | 69          | Otsego       | \$2,030.34   | \$12,023.54    | \$66,323.00     | \$78,389.75     | \$43,574.58     | \$11,121.06    | \$213,462.27    |
| 69          | 1712452  | 00ha          | Muskegon County CMHSP        | 70          | Ottawa       | \$13,555.02  | \$106,235.92   | \$470,233.40    | \$479,351.52    | \$284,227.20    | \$68,152.32    | \$1,421,755.38  |
| 70          | 4476125  | 00hf          | North Country CMHA           | 71          | Presque Isle | \$1,068.00   | \$8,628.93     | \$53,025.92     | \$68,124.00     | \$47,091.27     | \$13,893.08    | \$191,831.20    |
| 71          | 1707158  | 00hc          | North Central CMHSP          | 72          | Roscommon    | \$1,903.56   | \$9,272.44     | \$72,115.11     | \$95,475.00     | \$60,548.25     | \$13,462.98    | \$252,777.34    |
| 72          | 1712541  | 00hq          | Saginaw County CMHA          | 73          | Saginaw      | \$20,267.12  | \$84,872.05    | \$470,030.08    | \$497,881.65    | \$272,633.79    | \$85,814.96    | \$1,431,499.65  |
| 73          | 1708164  | 00ho          | St. Clair County CMHA        | 74          | St. Clair    | \$17,064.96  | \$93,838.92    | \$528,759.72    | \$637,002.03    | \$406,454.16    | \$84,884.80    | \$1,768,004.59  |
| 74          | 3402136  | 00gr          | Kalamazoo County CMHSP       | 75          | St. Joseph   | \$4,170.39   | \$27,301.16    | \$154,762.60    | \$182,407.68    | \$115,125.56    | \$32,041.50    | \$515,808.89    |
| 75          | 1708164  | 00ho          | St. Clair County CMHA        | 76          | Sanilac      | \$8,840.88   | \$44,687.24    | \$251,522.70    | \$365,048.09    | \$274,230.15    | \$69,165.60    | \$1,013,494.66  |
| 76          | 1724945  | 00hj          | Pathways CMHA                | 77          | Schoolcraft  | \$570.42     | \$3,869.37     | \$39,536.70     | \$33,963.44     | \$33,231.60     | \$7,857.54     | \$119,029.07    |
| 77          | 1705322  | 00ge          | Bay-Arenac Behavioral Health | 78          | Shiawassee   | \$5,390.00   | \$28,637.50    | \$165,379.23    | \$168,396.80    | \$104,122.20    | \$24,241.92    | \$496,167.65    |
| 78          | 1705322  | 00ge          | Bay-Arenac Behavioral Health | 79          | Tuscola      | \$6,679.89   | \$42,910.56    | \$203,953.20    | \$222,322.80    | \$153,884.88    | \$34,290.90    | \$664,042.23    |
| 79          | 2920843  | 00hr          | Calhoun CMHA                 | 80          | Van Buren    | \$4,107.84   | \$21,012.76    | \$114,165.44    | \$142,650.99    | \$106,669.54    | \$32,440.57    | \$421,047.14    |
| 80          | 1707176  | 00hu          | Washtenaw County CMO         | 81          | Washtenaw    | \$16,466.45  | \$96,536.72    | \$534,356.07    | \$593,701.70    | \$350,071.00    | \$108,221.30   | \$1,699,353.24  |
| 81          | 3119549  | 00gj          | Detroit-Wayne County CMHSP   | 82          | Wayne        | \$195,238.80 | \$691,093.90   | \$4,343,320.74  | \$5,283,018.18  | \$3,639,079.32  | \$1,171,657.63 | \$15,323,408.57 |
| 82          | 1707158  | 00hc          | North Central CMHSP          | 83          | Wexford      | \$2,756.88   | \$18,230.56    | \$99,005.49     | \$137,350.00    | \$89,229.00     | \$17,883.66    | \$364,455.59    |
| 83          |          |               |                              |             |              |              |                |                 |                 |                 |                | \$0.00          |
| 84          |          |               |                              |             |              |              |                |                 |                 |                 |                | \$0.00          |
| 85          |          |               |                              |             |              |              |                |                 |                 |                 |                |                 |
|             |          |               |                              |             |              | \$805,834.72 | \$3,916,789.57 | \$22,977,175.16 | \$26,365,278.56 | \$17,515,857.07 | \$5,217,052.86 | \$76,797,987.94 |

Check Values



MA SA Revenue by PHP by Age Group

27-Apr-2003 08:56

2003-05

MA Capitation DMB Report: 57g2 - Summary recordcode02 by PHP - Rev - SA

| Provider ID | Agent ID | Affiliation Name | Age Group                      |              |              |              |              |              | Total       |                |
|-------------|----------|------------------|--------------------------------|--------------|--------------|--------------|--------------|--------------|-------------|----------------|
|             |          |                  | 0 - 17                         | 18 - 25      | 26 - 39      | 40 - 49      | 50 - 64      | 65+          |             |                |
| 1           | 1705322  | 00ge             | Access Alliance of Michigan    | \$3,090.53   | \$5,594.56   | \$31,336.91  | \$31,224.82  | \$8,780.29   | \$445.02    | \$80,472.13    |
| 2           | 4344340  | 00gg             | CMH for Central Michigan       | \$1,974.20   | \$3,491.84   | \$19,835.15  | \$16,706.56  | \$4,542.33   | \$185.60    | \$46,735.68    |
| 3           | 3119549  | 00gj             | Detroit-Wayne County CMHSP     | \$40,106.51  | \$47,739.72  | \$322,844.84 | \$361,033.40 | \$116,510.34 | \$4,725.36  | \$892,960.17   |
| 4           | 1705233  | 0028             | Genesee County CMHSP           | \$6,177.42   | \$8,865.00   | \$57,637.49  | \$52,399.05  | \$12,844.37  | \$471.38    | \$138,394.71   |
| 5           | 3402136  | 00gr             | Kalamazoo County CMHSP         | \$4,434.58   | \$7,014.31   | \$38,349.18  | \$31,157.73  | \$8,305.93   | \$412.72    | \$89,674.45    |
| 6           | 1705430  | 00gs             | Kent County CMHSP              | \$6,195.70   | \$9,371.17   | \$48,570.59  | \$37,217.04  | \$9,402.23   | \$495.99    | \$111,252.72   |
| 7           | 1712452  | 00ha             | Lakeshore Affiliation          | \$3,103.52   | \$5,087.26   | \$27,071.46  | \$24,514.28  | \$6,565.69   | \$331.54    | \$66,673.75    |
| 8           | 1712229  | 00gv             | Lifeways                       | \$1,840.38   | \$2,519.39   | \$13,585.18  | \$12,138.82  | \$3,404.53   | \$156.33    | \$33,644.63    |
| 9           | 3396315  | 00gx             | Macomb County CCMHSP           | \$5,448.84   | \$8,271.39   | \$49,853.31  | \$47,463.09  | \$13,370.64  | \$886.62    | \$125,293.89   |
| 10          | 1708001  | 00bj             | Mid-Michigan CMHSP Affiliation | \$4,946.07   | \$7,579.97   | \$40,422.34  | \$35,625.13  | \$9,686.71   | \$470.94    | \$98,731.16    |
| 11          | 4476125  | 00hf             | Northern Affiliation           | \$2,140.82   | \$3,550.63   | \$18,674.47  | \$18,765.31  | \$5,173.91   | \$277.52    | \$48,582.66    |
| 12          | 1707158  | 00hc             | Northwest Affiliation          | \$2,034.18   | \$3,268.07   | \$17,969.46  | \$16,870.51  | \$4,534.50   | \$210.40    | \$44,887.12    |
| 13          | 1705289  | 0058             | Oakland County CMHA            | \$6,739.11   | \$9,219.07   | \$58,766.98  | \$56,807.99  | \$16,694.33  | \$1,276.66  | \$149,504.14   |
| 14          | 1724945  | 00hj             | Pathways CMHA                  | \$2,781.69   | \$4,931.40   | \$24,306.30  | \$22,441.07  | \$6,402.40   | \$490.58    | \$61,353.44    |
| 15          | 1712541  | 00hq             | Saginaw County CMHA            | \$3,709.34   | \$6,281.66   | \$38,219.56  | \$38,940.36  | \$10,290.21  | \$454.02    | \$97,895.15    |
| 16          | 2920843  | 00hr             | Summit Pointe                  | \$4,994.05   | \$7,506.38   | \$41,722.24  | \$38,597.14  | \$10,831.58  | \$547.55    | \$104,198.94   |
| 17          | 1708164  | 00ho             | Thumb Mental Health Alliance   | \$1,954.72   | \$2,959.39   | \$16,251.62  | \$14,530.01  | \$3,858.22   | \$199.26    | \$39,753.22    |
| 18          | 1707176  | 00hu             | Washtenaw County CMO           | \$3,694.24   | \$6,022.79   | \$34,382.36  | \$32,550.63  | \$9,244.27   | \$502.44    | \$86,396.73    |
| 19          |          |                  |                                |              |              |              |              |              |             | \$0.00         |
| 20          |          |                  |                                |              |              |              |              |              |             |                |
|             |          |                  | State Subtotals                | \$105,365.90 | \$149,274.00 | \$899,799.44 | \$888,982.94 | \$260,442.48 | \$12,539.93 | \$2,316,404.69 |

Check Values

MA SA Population by PHP by County by Age Group

27-Apr-2003 08:56

2003-05

MA Capitation DMB Report: 57h2 - qSummary recordcode02 by PHP by County - Rev - SA

| Provider ID | Agent ID | Provider Name | Co ID                        | County Name | Age Group      |            |            |             |             |             | Total    |              |
|-------------|----------|---------------|------------------------------|-------------|----------------|------------|------------|-------------|-------------|-------------|----------|--------------|
|             |          |               |                              |             | 0 - 17         | 18 - 25    | 26 - 39    | 40 - 49     | 50 - 64     | 65+         |          |              |
| 1           | 4476125  | 00hf          | North Country CMHA           | 01          | Alcona         | \$78.14    | \$113.03   | \$787.24    | \$852.89    | \$265.99    | \$13.04  | \$2,110.33   |
| 2           | 1724945  | 00hj          | Pathways CMHA                | 02          | Alger          | \$53.30    | \$76.56    | \$503.26    | \$598.00    | \$170.97    | \$14.31  | \$1,416.40   |
| 3           | 3402136  | 00gr          | Kalamazoo County CMHSP       | 03          | Allegan        | \$728.35   | \$1,073.48 | \$5,928.10  | \$4,783.56  | \$1,495.21  | \$90.42  | \$14,099.12  |
| 4           | 4476125  | 00hf          | North Country CMHA           | 04          | Alpena         | \$226.88   | \$492.71   | \$2,724.54  | \$2,977.66  | \$715.15    | \$33.12  | \$7,170.06   |
| 5           | 4476125  | 00hf          | North Country CMHA           | 05          | Antrim         | \$168.94   | \$216.76   | \$932.75    | \$1,196.79  | \$328.63    | \$18.64  | \$2,862.51   |
| 6           | 1705322  | 00ge          | Bay-Arenac Behavioral Health | 06          | Arenac         | \$148.54   | \$258.01   | \$1,253.90  | \$1,662.89  | \$418.55    | \$22.48  | \$3,764.37   |
| 7           | 1724945  | 00hj          | Pathways CMHA                | 07          | Baraga         | \$104.10   | \$144.13   | \$719.33    | \$549.49    | \$223.97    | \$17.60  | \$1,758.62   |
| 8           | 2920843  | 00hr          | Calhoun CMHA                 | 08          | Barry          | \$447.12   | \$716.71   | \$3,727.88  | \$3,071.42  | \$765.36    | \$44.33  | \$8,772.82   |
| 9           | 1705322  | 00ge          | Bay-Arenac Behavioral Health | 09          | Bay            | \$1,051.04 | \$2,320.62 | \$14,404.42 | \$15,436.42 | \$4,538.36  | \$220.50 | \$37,971.36  |
| 10          | 1708001  | 00bj          | CEI CMHSP                    | 10          | Benzie         | \$104.16   | \$161.65   | \$639.52    | \$666.61    | \$274.63    | \$14.96  | \$1,861.53   |
| 11          | 2920843  | 00hr          | Calhoun CMHA                 | 11          | Berrien        | \$1,869.11 | \$2,563.37 | \$14,776.61 | \$14,676.10 | \$4,167.39  | \$212.63 | \$38,265.21  |
| 12          | 2920843  | 00hr          | Calhoun CMHA                 | 12          | Branch         | \$497.28   | \$740.15   | \$4,178.74  | \$2,931.09  | \$829.62    | \$49.39  | \$9,226.27   |
| 13          | 2920843  | 00hr          | Calhoun CMHA                 | 13          | Calhoun        | \$1,365.36 | \$2,075.27 | \$11,606.43 | \$11,020.55 | \$3,034.65  | \$131.31 | \$29,233.57  |
| 14          | 3402136  | 00gr          | Kalamazoo County CMHSP       | 14          | Cass           | \$477.99   | \$746.41   | \$4,213.50  | \$3,519.88  | \$1,058.40  | \$52.47  | \$10,068.65  |
| 15          | 4476125  | 00hf          | North Country CMHA           | 15          | Charlevoix     | \$179.06   | \$241.81   | \$1,257.34  | \$971.84    | \$397.01    | \$20.24  | \$3,067.30   |
| 16          | 4476125  | 00hf          | North Country CMHA           | 16          | Cheboygan      | \$249.30   | \$347.50   | \$2,143.44  | \$1,682.31  | \$486.93    | \$26.56  | \$4,936.04   |
| 17          | 1724945  | 00hj          | Pathways CMHA                | 17          | Chippewa       | \$334.47   | \$528.67   | \$2,671.21  | \$2,429.91  | \$664.81    | \$34.11  | \$6,663.18   |
| 18          | 4344340  | 00gg          | CMH for Central Michigan     | 18          | Clare          | \$305.18   | \$532.81   | \$3,580.43  | \$3,605.27  | \$907.02    | \$29.84  | \$8,960.55   |
| 19          | 1708001  | 00bj          | CEI CMHSP                    | 19          | Clinton        | \$293.78   | \$386.85   | \$2,205.69  | \$1,806.88  | \$441.60    | \$24.75  | \$5,159.55   |
| 20          | 1707158  | 00hc          | North Central CMHSP          | 20          | Crawford       | \$132.14   | \$194.64   | \$1,024.06  | \$1,201.81  | \$270.25    | \$12.00  | \$2,834.90   |
| 21          | 1724945  | 00hj          | Pathways CMHA                | 21          | Delta          | \$306.16   | \$563.21   | \$2,795.46  | \$2,602.01  | \$699.38    | \$48.60  | \$7,014.82   |
| 22          | 1724945  | 00hj          | Pathways CMHA                | 22          | Dickinson      | \$292.35   | \$530.01   | \$2,345.07  | \$2,185.55  | \$453.52    | \$46.09  | \$5,852.59   |
| 23          | 1708001  | 00bj          | CEI CMHSP                    | 23          | Eaton          | \$557.60   | \$838.13   | \$4,401.05  | \$3,253.43  | \$905.73    | \$52.38  | \$10,008.32  |
| 24          | 4476125  | 00hf          | North Country CMHA           | 24          | Emmet          | \$193.40   | \$317.26   | \$1,352.95  | \$1,156.17  | \$386.58    | \$30.80  | \$3,437.16   |
| 25          | 1705233  | 0028          | Genesee County CMHSP         | 25          | Genesee        | \$6,177.42 | \$8,865.00 | \$57,637.49 | \$52,399.05 | \$12,844.37 | \$471.38 | \$138,394.71 |
| 26          | 4344340  | 00gg          | CMH for Central Michigan     | 26          | Gladwin        | \$223.00   | \$312.20   | \$2,106.72  | \$2,101.63  | \$646.77    | \$26.08  | \$5,416.40   |
| 27          | 1724945  | 00hj          | Pathways CMHA                | 27          | Gogebic        | \$225.00   | \$384.52   | \$1,780.89  | \$1,894.13  | \$420.91    | \$47.08  | \$4,752.53   |
| 28          | 1707158  | 00hc          | North Central CMHSP          | 28          | Grand Traverse | \$471.40   | \$662.30   | \$3,587.59  | \$3,179.31  | \$853.70    | \$46.08  | \$8,800.38   |
| 29          | 1708001  | 00bj          | CEI CMHSP                    | 29          | Gratiot        | \$307.08   | \$523.02   | \$2,876.89  | \$2,550.14  | \$752.11    | \$50.94  | \$7,060.18   |
| 30          | 1712229  | 00gv          | Jackson-Hillsdale CMHA       | 30          | Hillsdale      | \$363.72   | \$578.31   | \$3,092.35  | \$2,637.25  | \$824.46    | \$40.86  | \$7,536.95   |
| 31          | 1724945  | 00hj          | Pathways CMHA                | 31          | Houghton       | \$411.75   | \$672.90   | \$3,669.23  | \$3,023.75  | \$989.99    | \$71.17  | \$8,838.79   |

MA SA Population by PHP by County by Age Group

27-Apr-2003 08:56

2003-05

MA Capitation DMB Report: 57h2 - qSummary recordcode02 by PHP by County - Rev - SA

| Provider ID | Agent ID | Provider Name | Co ID                        | County Name | Age Group   |            |            |             |             |             | Total    |              |
|-------------|----------|---------------|------------------------------|-------------|-------------|------------|------------|-------------|-------------|-------------|----------|--------------|
|             |          |               |                              |             | 0 - 17      | 18 - 25    | 26 - 39    | 40 - 49     | 50 - 64     | 65+         |          |              |
| 32          | 1705322  | 00ge          | Bay-Arenac Behavioral Health | 32          | Huron       | \$252.76   | \$429.84   | \$2,199.40  | \$2,219.09  | \$698.94    | \$46.89  | \$5,846.92   |
| 33          | 1708001  | 00bj          | CEI CMHSP                    | 33          | Ingham      | \$2,388.56 | \$3,543.48 | \$18,995.77 | \$17,406.66 | \$4,458.96  | \$197.01 | \$46,990.44  |
| 34          | 1708001  | 00bj          | CEI CMHSP                    | 34          | Ionia       | \$535.13   | \$923.22   | \$4,639.72  | \$3,411.96  | \$1,018.49  | \$47.63  | \$10,576.15  |
| 35          | 4476125  | 00hf          | North Country CMHA           | 35          | Iosco       | \$229.02   | \$395.06   | \$2,221.17  | \$2,315.10  | \$584.13    | \$31.04  | \$5,775.52   |
| 36          | 1724945  | 00hj          | Pathways CMHA                | 36          | Iron        | \$163.50   | \$282.11   | \$1,345.95  | \$1,354.34  | \$467.33    | \$43.67  | \$3,656.90   |
| 37          | 4344340  | 00gg          | CMH for Central Michigan     | 37          | Isabella    | \$354.24   | \$788.33   | \$3,781.87  | \$2,792.03  | \$786.43    | \$32.56  | \$8,535.46   |
| 38          | 1712229  | 00gv          | Jackson-Hillsdale CMHA       | 38          | Jackson     | \$1,476.66 | \$1,941.08 | \$10,492.83 | \$9,501.57  | \$2,580.07  | \$115.47 | \$26,107.68  |
| 39          | 3402136  | 00gr          | Kalamazoo County CMHSP       | 39          | Kalamazoo   | \$2,433.12 | \$3,794.60 | \$21,509.72 | \$17,676.26 | \$4,484.46  | \$203.94 | \$50,102.10  |
| 40          | 4476125  | 00hf          | North Country CMHA           | 40          | Kalkaska    | \$163.44   | \$214.69   | \$1,174.45  | \$1,073.15  | \$375.04    | \$16.56  | \$3,017.33   |
| 41          | 1705430  | 00gs          | Kent County CMHSP            | 41          | Kent        | \$6,195.70 | \$9,371.17 | \$48,570.59 | \$37,217.04 | \$9,402.23  | \$495.99 | \$111,252.72 |
| 42          | 1724945  | 00hj          | Pathways CMHA                | 42          | Keweenaw    | \$26.85    | \$24.81    | \$183.20    | \$183.81    | \$62.48     | \$6.60   | \$487.75     |
| 43          | 1707158  | 00hc          | West Michigan CMH            | 43          | Lake        | \$141.58   | \$209.56   | \$1,335.07  | \$1,674.05  | \$501.37    | \$19.68  | \$3,881.31   |
| 44          | 1708164  | 00ho          | St. Clair County CMHA        | 44          | Lapeer      | \$421.70   | \$577.18   | \$3,684.66  | \$2,853.90  | \$759.62    | \$49.95  | \$8,347.01   |
| 45          | 1707158  | 00hc          | North Central CMHSP          | 45          | Leelanau    | \$97.14    | \$130.35   | \$740.39    | \$560.45    | \$170.89    | \$11.60  | \$1,710.82   |
| 46          | 1707176  | 00hu          | Washtenaw County CMO         | 46          | Lenawee     | \$646.02   | \$941.92   | \$5,459.58  | \$4,804.46  | \$1,406.10  | \$66.42  | \$13,324.50  |
| 47          | 1707176  | 00hu          | Washtenaw County CMO         | 47          | Livingston  | \$483.22   | \$820.39   | \$4,066.80  | \$3,725.13  | \$962.36    | \$64.26  | \$10,122.16  |
| 48          | 1724945  | 00hj          | Pathways CMHA                | 48          | Luce        | \$81.40    | \$155.81   | \$825.91    | \$654.63    | \$259.91    | \$14.04  | \$1,991.70   |
| 49          | 1724945  | 00hj          | Pathways CMHA                | 49          | Mackinac    | \$75.69    | \$105.33   | \$510.07    | \$701.10    | \$157.35    | \$11.52  | \$1,561.06   |
| 50          | 3396315  | 00gx          | Macomb County CCMHSP         | 50          | Macomb      | \$5,448.84 | \$8,271.39 | \$49,853.31 | \$47,463.09 | \$13,370.64 | \$886.62 | \$125,293.89 |
| 51          | 1708001  | 00bj          | CEI CMHSP                    | 51          | Manistee    | \$177.40   | \$295.35   | \$1,826.88  | \$1,554.13  | \$596.04    | \$24.64  | \$4,474.44   |
| 52          | 1724945  | 00hj          | Pathways CMHA                | 52          | Marquette   | \$372.89   | \$862.00   | \$3,978.62  | \$3,461.43  | \$975.74    | \$64.08  | \$9,714.76   |
| 53          | 1707158  | 00hc          | West Michigan CMH            | 53          | Mason       | \$246.84   | \$440.24   | \$2,261.42  | \$1,877.49  | \$446.63    | \$27.28  | \$5,299.90   |
| 54          | 4344340  | 00gg          | CMH for Central Michigan     | 54          | Mecosta     | \$332.76   | \$670.18   | \$3,443.05  | \$2,510.60  | \$635.54    | \$31.60  | \$7,623.73   |
| 55          | 1724945  | 00hj          | Pathways CMHA                | 55          | Menominee   | \$173.42   | \$310.75   | \$1,297.21  | \$1,264.20  | \$396.52    | \$35.10  | \$3,477.20   |
| 56          | 4344340  | 00gg          | CMH for Central Michigan     | 56          | Midland     | \$540.52   | \$825.84   | \$4,777.25  | \$3,980.41  | \$1,053.41  | \$46.00  | \$11,223.43  |
| 57          | 1707158  | 00hc          | North Central CMHSP          | 57          | Missaukee   | \$24.84    | \$1.51     |             |             | \$2.16      |          | \$28.51      |
| 58          | 1707176  | 00hu          | Washtenaw County CMO         | 58          | Monroe      | \$977.36   | \$1,617.94 | \$9,528.84  | \$8,878.20  | \$2,722.66  | \$137.12 | \$23,862.12  |
| 59          | 1705322  | 00ge          | Bay-Arenac Behavioral Health | 59          | Montcalm    | \$674.03   | \$1,035.87 | \$5,205.45  | \$4,927.80  | \$1,253.91  | \$58.85  | \$13,155.91  |
| 60          | 4476125  | 00hf          | North Country CMHA           | 60          | Montmorency | \$84.70    | \$158.16   | \$806.17    | \$874.09    | \$265.99    | \$14.08  | \$2,203.19   |
| 61          | 1712452  | 00ha          | Muskegon County CMHSP        | 61          | Muskegon    | \$2,031.36 | \$3,478.04 | \$19,378.97 | \$18,294.28 | \$4,935.92  | \$206.25 | \$48,324.82  |
| 62          | 1708001  | 00bj          | CEI CMHSP                    | 62          | Newaygo     | \$582.36   | \$908.27   | \$4,836.82  | \$4,975.32  | \$1,239.15  | \$58.63  | \$12,600.55  |

MA SA Population by PHP by County by Age Group

27-Apr-2003 08:56

2003-05

MA Capitation DMB Report: 57h2 - qSummary recordcode02 by PHP by County - Rev - SA

|    | Provider ID | Agent ID | Provider Name                | Co ID | County Name  | Age Group    |              |              |              |              |             | Total          |
|----|-------------|----------|------------------------------|-------|--------------|--------------|--------------|--------------|--------------|--------------|-------------|----------------|
|    |             |          |                              |       |              | 0 - 17       | 18 - 25      | 26 - 39      | 40 - 49      | 50 - 64      | 65+         |                |
| 63 | 1705289     | 0058     | Oakland County CMHA          | 63    | Oakland      | \$6,739.11   | \$9,219.07   | \$58,766.98  | \$56,807.99  | \$16,694.33  | \$1,276.66  | \$149,504.14   |
| 64 | 1707158     | 00hc     | West Michigan CMH            | 64    | Oceana       | \$277.56     | \$470.13     | \$2,677.04   | \$2,216.38   | \$666.40     | \$24.08     | \$6,331.59     |
| 65 | 4476125     | 00hf     | North Country CMHA           | 65    | Ogemaw       | \$207.68     | \$393.07     | \$2,095.64   | \$2,397.47   | \$592.46     | \$28.16     | \$5,714.48     |
| 66 | 1724945     | 00hj     | Pathways CMHA                | 66    | Ontonagon    | \$82.95      | \$143.20     | \$788.98     | \$874.26     | \$209.77     | \$19.69     | \$2,118.85     |
| 67 | 4344340     | 00gg     | CMH for Central Michigan     | 67    | Osceola      | \$218.50     | \$362.48     | \$2,145.83   | \$1,716.62   | \$513.16     | \$19.52     | \$4,976.11     |
| 68 | 4476125     | 00hf     | North Country CMHA           | 68    | Oscoda       | \$83.86      | \$147.97     | \$719.93     | \$1,029.94   | \$240.44     | \$11.68     | \$2,233.82     |
| 69 | 4476125     | 00hf     | North Country CMHA           | 69    | Otsego       | \$189.60     | \$331.39     | \$1,737.49   | \$1,429.52   | \$292.96     | \$15.12     | \$3,996.08     |
| 70 | 1712452     | 00ha     | Muskegon County CMHSP        | 70    | Ottawa       | \$1,072.16   | \$1,609.22   | \$7,692.49   | \$6,220.00   | \$1,629.77   | \$125.29    | \$18,348.93    |
| 71 | 4476125     | 00hf     | North Country CMHA           | 71    | Presque Isle | \$86.80      | \$181.22     | \$721.36     | \$808.38     | \$242.60     | \$18.48     | \$2,058.84     |
| 72 | 1707158     | 00hc     | North Central CMHSP          | 72    | Roscommon    | \$227.94     | \$402.69     | \$2,611.25   | \$2,675.19   | \$663.62     | \$26.88     | \$6,607.57     |
| 73 | 1712541     | 00hq     | Saginaw County CMHA          | 73    | Saginaw      | \$3,709.34   | \$6,281.66   | \$38,219.56  | \$38,940.36  | \$10,290.21  | \$454.02    | \$97,895.15    |
| 74 | 1708164     | 00ho     | St. Clair County CMHA        | 74    | St. Clair    | \$1,196.71   | \$1,814.35   | \$9,816.94   | \$8,926.96   | \$2,276.94   | \$101.07    | \$24,132.97    |
| 75 | 3402136     | 00gr     | Kalamazoo County CMHSP       | 75    | St. Joseph   | \$795.12     | \$1,399.82   | \$6,697.86   | \$5,178.03   | \$1,267.86   | \$65.89     | \$15,404.58    |
| 76 | 1708164     | 00ho     | St. Clair County CMHA        | 76    | Sanilac      | \$336.31     | \$567.86     | \$2,750.02   | \$2,749.15   | \$821.66     | \$48.24     | \$7,273.24     |
| 77 | 1724945     | 00hj     | Pathways CMHA                | 77    | Schoolcraft  | \$77.86      | \$147.39     | \$891.91     | \$664.46     | \$249.75     | \$16.92     | \$2,048.29     |
| 78 | 1705322     | 00ge     | Bay-Arenac Behavioral Health | 78    | Shiawassee   | \$499.72     | \$819.17     | \$4,590.62   | \$3,744.89   | \$982.81     | \$53.10     | \$10,690.31    |
| 79 | 1705322     | 00ge     | Bay-Arenac Behavioral Health | 79    | Tuscola      | \$464.44     | \$731.05     | \$3,683.12   | \$3,233.73   | \$887.72     | \$43.20     | \$9,043.26     |
| 80 | 2920843     | 00hr     | Calhoun CMHA                 | 80    | Van Buren    | \$815.18     | \$1,410.88   | \$7,432.58   | \$6,897.98   | \$2,034.56   | \$109.89    | \$18,701.07    |
| 81 | 1707176     | 00hu     | Washtenaw County CMO         | 81    | Washtenaw    | \$1,587.64   | \$2,642.54   | \$15,327.14  | \$15,142.84  | \$4,153.15   | \$234.64    | \$39,087.95    |
| 82 | 3119549     | 00gj     | Detroit-Wayne County CMHSP   | 82    | Wayne        | \$40,106.51  | \$47,739.72  | \$322,844.84 | \$361,033.40 | \$116,510.34 | \$4,725.36  | \$892,960.17   |
| 83 | 1707158     | 00hc     | North Central CMHSP          | 83    | Wexford      | \$414.74     | \$756.65     | \$3,732.64   | \$3,485.83   | \$959.48     | \$42.80     | \$9,392.14     |
| 84 |             |          |                              |       |              |              |              |              |              |              |             |                |
| 85 |             |          |                              |       |              |              |              |              |              |              |             |                |
|    |             |          |                              |       |              | \$105,365.90 | \$149,274.00 | \$899,799.44 | \$888,982.94 | \$260,442.48 | \$12,539.93 | \$2,316,404.69 |

Check Values

**MA SA Revenue by PHP by Program Group**

**2003-05**

MA Capitation DMB Report: 5712 - Summary recordcode02 by PHP - Rev - SA by Group

|    | Provider ID | Agent ID | Affiliation Name               | Program Group  |             |              | Total DAB      | Total          |
|----|-------------|----------|--------------------------------|----------------|-------------|--------------|----------------|----------------|
|    |             |          |                                | DAB - E&P only | DAB - Other | TANF         |                |                |
| 1  | 1705322     | 00ge     | Access Alliance of Michigan    | \$54,065.70    | \$2,504.62  | \$23,901.81  | \$56,570.32    | \$80,472.13    |
| 2  | 4344340     | 00gg     | CMH for Central Michigan       | \$26,168.36    | \$1,419.49  | \$19,147.83  | \$27,587.85    | \$46,735.68    |
| 3  | 3119549     | 00gj     | Detroit-Wayne County CMHSP     | \$656,147.61   | \$28,225.96 | \$208,586.60 | \$684,373.57   | \$892,960.17   |
| 4  | 1705233     | 0028     | Genesee County CMHSP           | \$90,065.10    | \$4,116.10  | \$44,213.51  | \$94,181.20    | \$138,394.71   |
| 5  | 3402136     | 00gr     | Kalamazoo County CMHSP         | \$49,564.18    | \$2,894.84  | \$37,215.43  | \$52,459.02    | \$89,674.45    |
| 6  | 1705430     | 00gs     | Kent County CMHSP              | \$62,736.78    | \$3,564.21  | \$44,951.73  | \$66,300.99    | \$111,252.72   |
| 7  | 1712452     | 00ha     | Lakeshore Affiliation          | \$42,295.95    | \$2,183.16  | \$22,194.64  | \$44,479.11    | \$66,673.75    |
| 8  | 1712229     | 00gv     | Lifeways                       | \$21,285.40    | \$1,065.08  | \$11,294.15  | \$22,350.48    | \$33,644.63    |
| 9  | 3396315     | 00gx     | Macomb County CCMHSP           | \$69,864.50    | \$3,972.29  | \$51,457.10  | \$73,836.79    | \$125,293.89   |
| 10 | 1708001     | 00bj     | Mid-Michigan CMHSP Affiliation | \$58,446.79    | \$3,682.19  | \$36,602.18  | \$62,128.98    | \$98,731.16    |
| 11 | 4476125     | 00hf     | Northern Affiliation           | \$27,307.62    | \$1,688.39  | \$19,586.65  | \$28,996.01    | \$48,582.66    |
| 12 | 1707158     | 00hc     | Northwest Affiliation          | \$24,782.41    | \$1,508.05  | \$18,596.66  | \$26,290.46    | \$44,887.12    |
| 13 | 1705289     | 0058     | Oakland County CMHA            | \$94,249.23    | \$4,907.70  | \$50,347.21  | \$99,156.93    | \$149,504.14   |
| 14 | 1724945     | 00hj     | Pathways CMHA                  | \$32,038.69    | \$2,109.78  | \$27,204.97  | \$34,148.47    | \$61,353.44    |
| 15 | 1712541     | 00hq     | Saginaw County CMHA            | \$75,148.64    | \$2,824.89  | \$19,921.62  | \$77,973.53    | \$97,895.15    |
| 16 | 2920843     | 00hr     | Summit Pointe                  | \$63,110.19    | \$3,279.89  | \$37,808.86  | \$66,390.08    | \$104,198.94   |
| 17 | 1708164     | 00ho     | Thumb Mental Health Alliance   | \$21,741.96    | \$1,268.67  | \$16,742.59  | \$23,010.63    | \$39,753.22    |
| 18 | 1707176     | 00hu     | Washtenaw County CMO           | \$59,639.48    | \$3,434.46  | \$23,322.79  | \$63,073.94    | \$86,396.73    |
| 19 |             |          |                                |                |             |              |                | \$0.00         |
| 20 |             |          |                                |                |             |              |                |                |
|    |             |          | State Subtotals                | \$1,528,658.59 | \$74,649.77 | \$713,096.33 | \$1,603,308.36 | \$2,316,404.69 |

Check Values

**MA SA Population by PHP by County by Program Group**

**2003-05**

MA Capitation DMB Report: 57j2 - qSummary recordcode02 by PHP by County - Rev - SA by Group

|    | Provider ID | Agent ID | Provider Name                | Co ID | County Name    | Program Group  |             |             | Total DAB   | Total        |
|----|-------------|----------|------------------------------|-------|----------------|----------------|-------------|-------------|-------------|--------------|
|    |             |          |                              |       |                | DAB - E&P only | DAB - Other | TANF        |             |              |
| 1  | 4476125     | 00hf     | North Country CMHA           | 01    | Alcona         | \$1,100.07     | \$52.56     | \$957.70    | \$1,152.63  | \$2,110.33   |
| 2  | 1724945     | 00hj     | Pathways CMHA                | 02    | Alger          | \$830.83       | \$47.95     | \$537.62    | \$878.78    | \$1,416.40   |
| 3  | 3402136     | 00gr     | Kalamazoo County CMHSP       | 03    | Allegan        | \$8,363.80     | \$453.68    | \$5,281.64  | \$8,817.48  | \$14,099.12  |
| 4  | 4476125     | 00hf     | North Country CMHA           | 04    | Alpena         | \$4,334.65     | \$202.69    | \$2,632.72  | \$4,537.34  | \$7,170.06   |
| 5  | 4476125     | 00hf     | North Country CMHA           | 05    | Antrim         | \$1,818.18     | \$133.70    | \$910.63    | \$1,951.88  | \$2,862.51   |
| 6  | 1705322     | 00ge     | Bay-Arenac Behavioral Health | 06    | Arenac         | \$2,165.74     | \$106.26    | \$1,492.37  | \$2,272.00  | \$3,764.37   |
| 7  | 1724945     | 00hj     | Pathways CMHA                | 07    | Baraga         | \$809.17       | \$69.27     | \$880.18    | \$878.44    | \$1,758.62   |
| 8  | 2920843     | 00hr     | Calhoun CMHA                 | 08    | Barry          | \$4,088.09     | \$283.76    | \$4,400.97  | \$4,371.85  | \$8,772.82   |
| 9  | 1705322     | 00ge     | Bay-Arenac Behavioral Health | 09    | Bay            | \$29,271.62    | \$1,193.63  | \$7,506.11  | \$30,465.25 | \$37,971.36  |
| 10 | 1708001     | 00bj     | CEI CMHSP                    | 10    | Benzie         | \$1,197.89     | \$87.93     | \$575.71    | \$1,285.82  | \$1,861.53   |
| 11 | 2920843     | 00hr     | Calhoun CMHA                 | 11    | Berrien        | \$24,529.11    | \$1,163.20  | \$12,572.90 | \$25,692.31 | \$38,265.21  |
| 12 | 2920843     | 00hr     | Calhoun CMHA                 | 12    | Branch         | \$4,734.23     | \$320.46    | \$4,171.58  | \$5,054.69  | \$9,226.27   |
| 13 | 2920843     | 00hr     | Calhoun CMHA                 | 13    | Calhoun        | \$19,409.89    | \$871.46    | \$8,952.22  | \$20,281.35 | \$29,233.57  |
| 14 | 3402136     | 00gr     | Kalamazoo County CMHSP       | 14    | Cass           | \$5,788.60     | \$346.24    | \$3,933.81  | \$6,134.84  | \$10,068.65  |
| 15 | 4476125     | 00hf     | North Country CMHA           | 15    | Charlevoix     | \$1,734.35     | \$116.44    | \$1,216.51  | \$1,850.79  | \$3,067.30   |
| 16 | 4476125     | 00hf     | North Country CMHA           | 16    | Cheboygan      | \$2,603.43     | \$181.51    | \$2,151.10  | \$2,784.94  | \$4,936.04   |
| 17 | 1724945     | 00hj     | Pathways CMHA                | 17    | Chippewa       | \$3,484.99     | \$211.25    | \$2,966.94  | \$3,696.24  | \$6,663.18   |
| 18 | 4344340     | 00gg     | CMH for Central Michigan     | 18    | Clare          | \$5,201.30     | \$182.93    | \$3,576.32  | \$5,384.23  | \$8,960.55   |
| 19 | 1708001     | 00bj     | CEI CMHSP                    | 19    | Clinton        | \$3,189.39     | \$198.30    | \$1,771.86  | \$3,387.69  | \$5,159.55   |
| 20 | 1707158     | 00hc     | North Central CMHSP          | 20    | Crawford       | \$1,618.81     | \$80.90     | \$1,135.19  | \$1,699.71  | \$2,834.90   |
| 21 | 1724945     | 00hj     | Pathways CMHA                | 21    | Delta          | \$3,729.43     | \$265.50    | \$3,019.89  | \$3,994.93  | \$7,014.82   |
| 22 | 1724945     | 00hj     | Pathways CMHA                | 22    | Dickinson      | \$2,954.12     | \$179.05    | \$2,719.42  | \$3,133.17  | \$5,852.59   |
| 23 | 1708001     | 00bj     | CEI CMHSP                    | 23    | Eaton          | \$5,743.24     | \$408.81    | \$3,856.27  | \$6,152.05  | \$10,008.32  |
| 24 | 4476125     | 00hf     | North Country CMHA           | 24    | Emmet          | \$1,966.69     | \$156.98    | \$1,313.49  | \$2,123.67  | \$3,437.16   |
| 25 | 1705233     | 0028     | Genesee County CMHSP         | 25    | Genesee        | \$90,065.10    | \$4,116.10  | \$44,213.51 | \$94,181.20 | \$138,394.71 |
| 26 | 4344340     | 00gg     | CMH for Central Michigan     | 26    | Gladwin        | \$3,308.69     | \$152.56    | \$1,955.15  | \$3,461.25  | \$5,416.40   |
| 27 | 1724945     | 00hj     | Pathways CMHA                | 27    | Gogebic        | \$2,493.84     | \$181.85    | \$2,076.84  | \$2,675.69  | \$4,752.53   |
| 28 | 1707158     | 00hc     | North Central CMHSP          | 28    | Grand Traverse | \$5,125.47     | \$399.99    | \$3,274.92  | \$5,525.46  | \$8,800.38   |
| 29 | 1708001     | 00bj     | CEI CMHSP                    | 29    | Gratiot        | \$4,398.80     | \$214.16    | \$2,447.22  | \$4,612.96  | \$7,060.18   |
| 30 | 1712229     | 00gv     | Jackson-Hillsdale CMHA       | 30    | Hillsdale      | \$4,714.15     | \$262.99    | \$2,559.81  | \$4,977.14  | \$7,536.95   |
| 31 | 1724945     | 00hj     | Pathways CMHA                | 31    | Houghton       | \$4,334.55     | \$233.73    | \$4,270.51  | \$4,568.28  | \$8,838.79   |

**MA SA Population by PHP by County by Program Group**

**2003-05**

MA Capitation DMB Report: 57j2 - qSummary recordcode02 by PHP by County - Rev - SA by Group

|    | Provider ID | Agent ID | Provider Name                | Co ID | County Name | Program Group  |             |             | Total DAB   | Total        |
|----|-------------|----------|------------------------------|-------|-------------|----------------|-------------|-------------|-------------|--------------|
|    |             |          |                              |       |             | DAB - E&P only | DAB - Other | TANF        |             |              |
| 32 | 1705322     | 00ge     | Bay-Arenac Behavioral Health | 32    | Huron       | \$3,441.85     | \$209.53    | \$2,195.54  | \$3,651.38  | \$5,846.92   |
| 33 | 1708001     | 00bj     | CEI CMHSP                    | 33    | Ingham      | \$28,232.53    | \$1,911.99  | \$16,845.92 | \$30,144.52 | \$46,990.44  |
| 34 | 1708001     | 00bj     | CEI CMHSP                    | 34    | Ionia       | \$5,787.94     | \$331.59    | \$4,456.62  | \$6,119.53  | \$10,576.15  |
| 35 | 4476125     | 00hf     | North Country CMHA           | 35    | Iosco       | \$3,128.49     | \$151.12    | \$2,495.91  | \$3,279.61  | \$5,775.52   |
| 36 | 1724945     | 00hj     | Pathways CMHA                | 36    | Iron        | \$1,786.00     | \$124.55    | \$1,746.35  | \$1,910.55  | \$3,656.90   |
| 37 | 4344340     | 00gg     | CMH for Central Michigan     | 37    | Isabella    | \$4,904.50     | \$280.63    | \$3,350.33  | \$5,185.13  | \$8,535.46   |
| 38 | 1712229     | 00gv     | Jackson-Hillsdale CMHA       | 38    | Jackson     | \$16,571.25    | \$802.09    | \$8,734.34  | \$17,373.34 | \$26,107.68  |
| 39 | 3402136     | 00gr     | Kalamazoo County CMHSP       | 39    | Kalamazoo   | \$27,956.09    | \$1,541.53  | \$20,604.48 | \$29,497.62 | \$50,102.10  |
| 40 | 4476125     | 00hf     | North Country CMHA           | 40    | Kalkaska    | \$1,699.22     | \$96.74     | \$1,221.37  | \$1,795.96  | \$3,017.33   |
| 41 | 1705430     | 00gs     | Kent County CMHSP            | 41    | Kent        | \$62,736.78    | \$3,564.21  | \$44,951.73 | \$66,300.99 | \$111,252.72 |
| 42 | 1724945     | 00hj     | Pathways CMHA                | 42    | Keweenaw    | \$248.44       | \$21.51     | \$217.80    | \$269.95    | \$487.75     |
| 43 | 1707158     | 00hc     | West Michigan CMH            | 43    | Lake        | \$2,549.95     | \$110.07    | \$1,221.29  | \$2,660.02  | \$3,881.31   |
| 44 | 1708164     | 00ho     | St. Clair County CMHA        | 44    | Lapeer      | \$4,595.61     | \$217.38    | \$3,534.02  | \$4,812.99  | \$8,347.01   |
| 45 | 1707158     | 00hc     | North Central CMHSP          | 45    | Leelanau    | \$769.30       | \$81.18     | \$860.34    | \$850.48    | \$1,710.82   |
| 46 | 1707176     | 00hu     | Washtenaw County CMO         | 46    | Lenawee     | \$8,346.37     | \$435.09    | \$4,543.04  | \$8,781.46  | \$13,324.50  |
| 47 | 1707176     | 00hu     | Washtenaw County CMO         | 47    | Livingston  | \$6,602.38     | \$479.00    | \$3,040.78  | \$7,081.38  | \$10,122.16  |
| 48 | 1724945     | 00hj     | Pathways CMHA                | 48    | Luce        | \$1,100.17     | \$73.33     | \$818.20    | \$1,173.50  | \$1,991.70   |
| 49 | 1724945     | 00hj     | Pathways CMHA                | 49    | Mackinac    | \$857.60       | \$48.11     | \$655.35    | \$905.71    | \$1,561.06   |
| 50 | 3396315     | 00gx     | Macomb County CCMHSP         | 50    | Macomb      | \$69,864.50    | \$3,972.29  | \$51,457.10 | \$73,836.79 | \$125,293.89 |
| 51 | 1708001     | 00bj     | CEI CMHSP                    | 51    | Manistee    | \$2,669.88     | \$121.59    | \$1,682.97  | \$2,791.47  | \$4,474.44   |
| 52 | 1724945     | 00hj     | Pathways CMHA                | 52    | Marquette   | \$5,320.94     | \$390.74    | \$4,003.08  | \$5,711.68  | \$9,714.76   |
| 53 | 1707158     | 00hc     | West Michigan CMH            | 53    | Mason       | \$2,738.81     | \$180.75    | \$2,380.34  | \$2,919.56  | \$5,299.90   |
| 54 | 4344340     | 00gg     | CMH for Central Michigan     | 54    | Mecosta     | \$3,746.60     | \$252.76    | \$3,624.37  | \$3,999.36  | \$7,623.73   |
| 55 | 1724945     | 00hj     | Pathways CMHA                | 55    | Menominee   | \$1,820.12     | \$145.45    | \$1,511.63  | \$1,965.57  | \$3,477.20   |
| 56 | 4344340     | 00gg     | CMH for Central Michigan     | 56    | Midland     | \$6,307.55     | \$417.36    | \$4,498.52  | \$6,724.91  | \$11,223.43  |
| 57 | 1707158     | 00hc     | North Central CMHSP          | 57    | Missaukee   |                | \$28.51     |             | \$28.51     | \$28.51      |
| 58 | 1707176     | 00hu     | Washtenaw County CMO         | 58    | Monroe      | \$17,330.25    | \$890.11    | \$5,641.76  | \$18,220.36 | \$23,862.12  |
| 59 | 1705322     | 00ge     | Bay-Arenac Behavioral Health | 59    | Montcalm    | \$7,631.17     | \$373.87    | \$5,150.87  | \$8,005.04  | \$13,155.91  |
| 60 | 4476125     | 00hf     | North Country CMHA           | 60    | Montmorency | \$1,179.86     | \$56.69     | \$966.64    | \$1,236.55  | \$2,203.19   |
| 61 | 1712452     | 00ha     | Muskegon County CMHSP        | 61    | Muskegon    | \$31,312.51    | \$1,518.72  | \$15,493.59 | \$32,831.23 | \$48,324.82  |
| 62 | 1708001     | 00bj     | CEI CMHSP                    | 62    | Newaygo     | \$7,227.12     | \$407.82    | \$4,965.61  | \$7,634.94  | \$12,600.55  |

**MA SA Population by PHP by County by Program Group**

**2003-05**

MA Capitation DMB Report: 57j2 - qSummary recordcode02 by PHP by County - Rev - SA by Group

|    | Provider ID | Agent ID | Provider Name                | Co ID | County Name  | Program Group  |             |              | Total DAB      | Total          |
|----|-------------|----------|------------------------------|-------|--------------|----------------|-------------|--------------|----------------|----------------|
|    |             |          |                              |       |              | DAB - E&P only | DAB - Other | TANF         |                |                |
| 63 | 1705289     | 0058     | Oakland County CMHA          | 63    | Oakland      | \$94,249.23    | \$4,907.70  | \$50,347.21  | \$99,156.93    | \$149,504.14   |
| 64 | 1707158     | 00hc     | West Michigan CMH            | 64    | Oceana       | \$3,023.28     | \$142.71    | \$3,165.60   | \$3,165.99     | \$6,331.59     |
| 65 | 4476125     | 00hf     | North Country CMHA           | 65    | Ogemaw       | \$3,245.17     | \$161.39    | \$2,307.92   | \$3,406.56     | \$5,714.48     |
| 66 | 1724945     | 00hj     | Pathways CMHA                | 66    | Ontonagon    | \$1,110.32     | \$58.40     | \$950.13     | \$1,168.72     | \$2,118.85     |
| 67 | 4344340     | 00gg     | CMH for Central Michigan     | 67    | Osceola      | \$2,699.72     | \$133.25    | \$2,143.14   | \$2,832.97     | \$4,976.11     |
| 68 | 4476125     | 00hf     | North Country CMHA           | 68    | Oscoda       | \$1,254.28     | \$85.04     | \$894.50     | \$1,339.32     | \$2,233.82     |
| 69 | 4476125     | 00hf     | North Country CMHA           | 69    | Otsego       | \$1,915.02     | \$189.53    | \$1,891.53   | \$2,104.55     | \$3,996.08     |
| 70 | 1712452     | 00ha     | Muskegon County CMHSP        | 70    | Ottawa       | \$10,983.44    | \$664.44    | \$6,701.05   | \$11,647.88    | \$18,348.93    |
| 71 | 4476125     | 00hf     | North Country CMHA           | 71    | Presque Isle | \$1,328.21     | \$104.00    | \$626.63     | \$1,432.21     | \$2,058.84     |
| 72 | 1707158     | 00hc     | North Central CMHSP          | 72    | Roscommon    | \$3,674.98     | \$181.60    | \$2,750.99   | \$3,856.58     | \$6,607.57     |
| 73 | 1712541     | 00hq     | Saginaw County CMHA          | 73    | Saginaw      | \$75,148.64    | \$2,824.89  | \$19,921.62  | \$77,973.53    | \$97,895.15    |
| 74 | 1708164     | 00ho     | St. Clair County CMHA        | 74    | St. Clair    | \$13,179.13    | \$795.23    | \$10,158.61  | \$13,974.36    | \$24,132.97    |
| 75 | 3402136     | 00gr     | Kalamazoo County CMHSP       | 75    | St. Joseph   | \$7,455.69     | \$553.39    | \$7,395.50   | \$8,009.08     | \$15,404.58    |
| 76 | 1708164     | 00ho     | St. Clair County CMHA        | 76    | Sanilac      | \$3,967.22     | \$256.06    | \$3,049.96   | \$4,223.28     | \$7,273.24     |
| 77 | 1724945     | 00hj     | Pathways CMHA                | 77    | Schoolcraft  | \$1,158.17     | \$59.09     | \$831.03     | \$1,217.26     | \$2,048.29     |
| 78 | 1705322     | 00ge     | Bay-Arenac Behavioral Health | 78    | Shiawassee   | \$6,333.25     | \$318.65    | \$4,038.41   | \$6,651.90     | \$10,690.31    |
| 79 | 1705322     | 00ge     | Bay-Arenac Behavioral Health | 79    | Tuscola      | \$5,222.07     | \$302.68    | \$3,518.51   | \$5,524.75     | \$9,043.26     |
| 80 | 2920843     | 00hr     | Calhoun CMHA                 | 80    | Van Buren    | \$10,348.87    | \$641.01    | \$7,711.19   | \$10,989.88    | \$18,701.07    |
| 81 | 1707176     | 00hu     | Washtenaw County CMO         | 81    | Washtenaw    | \$27,360.48    | \$1,630.26  | \$10,097.21  | \$28,990.74    | \$39,087.95    |
| 82 | 3119549     | 00gj     | Detroit-Wayne County CMHSP   | 82    | Wayne        | \$656,147.61   | \$28,225.96 | \$208,586.60 | \$684,373.57   | \$892,960.17   |
| 83 | 1707158     | 00hc     | North Central CMHSP          | 83    | Wexford      | \$5,281.81     | \$302.34    | \$3,807.99   | \$5,584.15     | \$9,392.14     |
| 84 |             |          |                              |       |              |                |             |              |                |                |
| 85 |             |          |                              |       |              |                |             |              |                |                |
|    |             |          |                              |       |              | \$1,528,658.59 | \$74,649.77 | \$713,096.33 | \$1,603,308.36 | \$2,316,404.69 |

Check Values



**Affiliations**

**2003-05**

MA Capitation DMB Report: 50a - qSummarize Affiliations

| 1  | PHP Provider ID | PHP Billing Agent ID | PHP Name                     | Provider                    |             |             |  |
|----|-----------------|----------------------|------------------------------|-----------------------------|-------------|-------------|--|
|    |                 |                      |                              | CMH Name                    | County Code | County Name | CA Name                                  |
| 2  | 1705322         | 00ge                 | Bay-Arenac Behavioral Health | Bay-Arenac CMH              | 06          | Arenac      | Northern Michigan CA                     |
| 3  | 1705322         | 00ge                 | Bay-Arenac Behavioral Health | Bay-Arenac CMH              | 09          | Bay         | Saginaw County Health Dept               |
| 4  | 1705322         | 00ge                 | Bay-Arenac Behavioral Health | Huron Behavioral Health     | 32          | Huron       | St. Clair County Health Dept. CA         |
| 5  | 1705322         | 00ge                 | Bay-Arenac Behavioral Health | Montcalm Center Behav. Hlt  | 59          | Montcalm    | Mink Substance Abuse Coordinating Agency |
| 6  | 1705322         | 00ge                 | Bay-Arenac Behavioral Health | Shiawassee County CMH       | 78          | Shiawassee  | Mid-South CA                             |
| 7  | 1705322         | 00ge                 | Bay-Arenac Behavioral Health | Tuscola County CMH          | 79          | Tuscola     | St. Clair County Health Dept. CA         |
| 8  | 2920843         | 00hr                 | Calhoun CMHA                 | Barry County CMH            | 08          | Barry       | Kalamazoo County CMH                     |
| 9  | 2920843         | 00hr                 | Calhoun CMHA                 | Berrien Mental Health       | 11          | Berrien     | Lakeshore CA                             |
| 10 | 2920843         | 00hr                 | Calhoun CMHA                 | Pines Behavioral Health CMH | 12          | Branch      | Kalamazoo County CMH                     |
| 11 | 2920843         | 00hr                 | Calhoun CMHA                 | Summit Pointe CMH           | 13          | Calhoun     | Mid-South CA                             |
| 12 | 2920843         | 00hr                 | Calhoun CMHA                 | Van Buren County CMH        | 80          | Van Buren   | Lakeshore CA                             |
| 13 | 1708001         | 00bj                 | CEI CMHSP                    | CEI CMH                     | 19          | Clinton     | Mid-South CA                             |
| 14 | 1708001         | 00bj                 | CEI CMHSP                    | CEI CMH                     | 23          | Eaton       | Mid-South CA                             |
| 15 | 1708001         | 00bj                 | CEI CMHSP                    | CEI CMH                     | 33          | Ingham      | Mid-South CA                             |
| 16 | 1708001         | 00bj                 | CEI CMHSP                    | Gratiot County CMH          | 29          | Gratiot     | Mid-South CA                             |
| 17 | 1708001         | 00bj                 | CEI CMHSP                    | Ionia County CMH            | 34          | Ionia       | Mink Substance Abuse Coordinating Agency |
| 18 | 1708001         | 00bj                 | CEI CMHSP                    | Manistee-Benzie CMH         | 10          | Benzie      | Northern Michigan CA                     |
| 19 | 1708001         | 00bj                 | CEI CMHSP                    | Manistee-Benzie CMH         | 51          | Manistee    | Northern Michigan CA                     |
| 20 | 1708001         | 00bj                 | CEI CMHSP                    | Newaygo County CMH          | 62          | Newaygo     | Mink Substance Abuse Coordinating Agency |
| 21 | 4344340         | 00gg                 | CMH for Central Michigan     | Central Michigan CMH        | 18          | Clare       | Northern Michigan CA                     |
| 22 | 4344340         | 00gg                 | CMH for Central Michigan     | Central Michigan CMH        | 26          | Gladwin     | Northern Michigan CA                     |
| 23 | 4344340         | 00gg                 | CMH for Central Michigan     | Central Michigan CMH        | 37          | Isabella    | Northern Michigan CA                     |
| 24 | 4344340         | 00gg                 | CMH for Central Michigan     | Central Michigan CMH        | 54          | Mecosta     | Northern Michigan CA                     |
| 25 | 4344340         | 00gg                 | CMH for Central Michigan     | Central Michigan CMH        | 56          | Midland     | Northern Michigan CA                     |
| 26 | 4344340         | 00gg                 | CMH for Central Michigan     | Central Michigan CMH        | 67          | Osceola     | Northern Michigan CA                     |
| 27 | 3119549         | 00gj                 | Detroit-Wayne County CMHSP   | Detroit-Wayne County CMH    | 82          | Wayne       | Detroit Health Department                |
| 28 | 3119549         | 00gj                 | Detroit-Wayne County CMHSP   | Detroit-Wayne County CMH    | 82          | Wayne       | Southeast Michigan Community Alliance    |
| 29 | 1705233         | 0028                 | Genesee County CMHSP         | Genesee County Health Dept  | 25          | Genesee     | Genesee County Health Dept               |
| 30 | 1712229         | 00gv                 | Jackson-Hillsdale CMHA       | Lifeways CMH                | 30          | Hillsdale   | Mid-South CA                             |

**Affiliations**

**2003-05**

MA Capitation DMB Report: 50a - qSummarize Affiliations

| PHP Provider ID | PHP Billing Agent ID | PHP Name | Provider               |                                 |             |                |  |
|-----------------|----------------------|----------|------------------------|---------------------------------|-------------|----------------|--|
|                 |                      |          | CMH Name               | County Code                     | County Name | CA Name        |  |
| 30              | 1712229              | 00gv     | Jackson-Hillsdale CMHA | Lifeways CMH                    | 38          | Jackson        | Mid-South CA                             |
| 31              | 3402136              | 00gr     | Kalamazoo County CMHSP | Allegan County CMH              | 03          | Allegan        | Lakeshore CA                             |
| 32              | 3402136              | 00gr     | Kalamazoo County CMHSP | Kalamazoo County CMH            | 39          | Kalamazoo      | Kalamazoo County CMH                     |
| 33              | 3402136              | 00gr     | Kalamazoo County CMHSP | St. Joseph County CMH           | 75          | St. Joseph     | Kalamazoo County CMH                     |
| 34              | 3402136              | 00gr     | Kalamazoo County CMHSP | Woodlands Behavioral Healthcare | 14          | Cass           | Lakeshore CA                             |
| 35              | 1705430              | 00gs     | Kent County CMHSP      | Kent County CMH                 | 41          | Kent           | Mink Substance Abuse Coordinating Agency |
| 36              | 3396315              | 00gx     | Macomb County CCMHSP   | Macomb County CA                | 50          | Macomb         | Macomb County CA                         |
| 37              | 1712452              | 00ha     | Muskegon County CMHSP  | Muskegon County CMH             | 61          | Muskegon       | Lakeshore CA                             |
| 38              | 1712452              | 00ha     | Muskegon County CMHSP  | Ottawa County CMH               | 70          | Ottawa         | Lakeshore CA                             |
| 39              | 1707158              | 00hc     | North Central CMHSP    | Great Lakes CMH                 | 28          | Grand Traverse | Northern Michigan CA                     |
| 40              | 1707158              | 00hc     | North Central CMHSP    | Great Lakes CMH                 | 45          | Leelanau       | Northern Michigan CA                     |
| 41              | 1707158              | 00hc     | North Central CMHSP    | North Central CMH               | 20          | Crawford       | Northern Michigan CA                     |
| 42              | 1707158              | 00hc     | North Central CMHSP    | North Central CMH               | 57          | Missaukee      | Northern Michigan CA                     |
| 43              | 1707158              | 00hc     | North Central CMHSP    | North Central CMH               | 72          | Roscommon      | Northern Michigan CA                     |
| 44              | 1707158              | 00hc     | North Central CMHSP    | North Central CMH               | 83          | Wexford        | Northern Michigan CA                     |
| 45              | 4476125              | 00hf     | North Country CMHA     | Antrim-Kalkaska CMH             | 05          | Antrim         | Northern Michigan CA                     |
| 46              | 4476125              | 00hf     | North Country CMHA     | Antrim-Kalkaska CMH             | 40          | Kalkaska       | Northern Michigan CA                     |
| 47              | 4476125              | 00hf     | North Country CMHA     | AuSable Valley CMH              | 35          | Iosco          | Northern Michigan CA                     |
| 48              | 4476125              | 00hf     | North Country CMHA     | AuSable Valley CMH              | 65          | Ogemaw         | Northern Michigan CA                     |
| 49              | 4476125              | 00hf     | North Country CMHA     | AuSable Valley CMH              | 68          | Oscoda         | Northern Michigan CA                     |
| 50              | 4476125              | 00hf     | North Country CMHA     | Northeast Michigan CMH          | 01          | Alcona         | Northern Michigan CA                     |
| 51              | 4476125              | 00hf     | North Country CMHA     | Northeast Michigan CMH          | 04          | Alpena         | Northern Michigan CA                     |
| 52              | 4476125              | 00hf     | North Country CMHA     | Northeast Michigan CMH          | 60          | Montmorency    | Northern Michigan CA                     |
| 53              | 4476125              | 00hf     | North Country CMHA     | Northeast Michigan CMH          | 71          | Presque Isle   | Northern Michigan CA                     |
| 54              | 4476125              | 00hf     | North Country CMHA     | Northern Michigan CMH           | 15          | Charlevoix     | Northern Michigan CA                     |
| 55              | 4476125              | 00hf     | North Country CMHA     | Northern Michigan CMH           | 16          | Cheboygan      | Northern Michigan CA                     |
| 56              | 4476125              | 00hf     | North Country CMHA     | Northern Michigan CMH           | 24          | Emmet          | Northern Michigan CA                     |
| 57              | 4476125              | 00hf     | North Country CMHA     | Northern Michigan CMH           | 69          | Otsego         | Northern Michigan CA                     |
| 58              | 1705289              | 0058     | Oakland County CMHA    | Oakland County CMHA             | 63          | Oakland        | Oakland County Health Div                |

**Affiliations**

**2003-05**

MA Capitation DMB Report: 50a - qSummarize Affiliations

|    | PHP Provider ID | PHP Billing Agent ID | PHP Name              | Provider                             |             |             |                                  |
|----|-----------------|----------------------|-----------------------|--------------------------------------|-------------|-------------|----------------------------------|
|    |                 |                      |                       | CMH Name                             | County Code | County Name | CA Name                          |
| 59 | 1724945         | 00hj                 | Pathways CMHA         | Copper County CMH                    | 07          | Baraga      | Western U.P. SAS                 |
| 60 | 1724945         | 00hj                 | Pathways CMHA         | Copper County CMH                    | 31          | Houghton    | Western U.P. SAS                 |
| 61 | 1724945         | 00hj                 | Pathways CMHA         | Copper County CMH                    | 42          | Keweenaw    | Western U.P. SAS                 |
| 62 | 1724945         | 00hj                 | Pathways CMHA         | Copper County CMH                    | 66          | Ontonagon   | Western U.P. SAS                 |
| 63 | 1724945         | 00hj                 | Pathways CMHA         | Gogebic County CMH                   | 27          | Gogebic     | Western U.P. SAS                 |
| 64 | 1724945         | 00hj                 | Pathways CMHA         | Hiawatha Behavioral Health Authority | 17          | Chippewa    | Eastern U.P. Substance Abuse     |
| 65 | 1724945         | 00hj                 | Pathways CMHA         | Hiawatha Behavioral Health Authority | 49          | Mackinac    | Eastern U.P. Substance Abuse     |
| 66 | 1724945         | 00hj                 | Pathways CMHA         | Hiawatha Behavioral Health Authority | 77          | Schoolcraft | Eastern U.P. Substance Abuse     |
| 67 | 1724945         | 00hj                 | Pathways CMHA         | Northpointe CMH                      | 22          | Dickinson   | Western U.P. SAS                 |
| 68 | 1724945         | 00hj                 | Pathways CMHA         | Northpointe CMH                      | 36          | Iron        | Western U.P. SAS                 |
| 69 | 1724945         | 00hj                 | Pathways CMHA         | Northpointe CMH                      | 55          | Menominee   | Eastern U.P. Substance Abuse     |
| 70 | 1724945         | 00hj                 | Pathways CMHA         | Pathways CMH                         | 02          | Alger       | Eastern U.P. Substance Abuse     |
| 71 | 1724945         | 00hj                 | Pathways CMHA         | Pathways CMH                         | 21          | Delta       | Eastern U.P. Substance Abuse     |
| 72 | 1724945         | 00hj                 | Pathways CMHA         | Pathways CMH                         | 48          | Luce        | Eastern U.P. Substance Abuse     |
| 73 | 1724945         | 00hj                 | Pathways CMHA         | Pathways CMH                         | 52          | Marquette   | Eastern U.P. Substance Abuse     |
| 74 | 1712541         | 00hq                 | Saginaw County CMHA   | Saginaw County CMH                   | 73          | Saginaw     | Saginaw County Health Dept       |
| 75 | 1708164         | 00ho                 | St. Clair County CMHA | Lapeer County CMH                    | 44          | Lapeer      | St. Clair County Health Dept. CA |
| 76 | 1708164         | 00ho                 | St. Clair County CMHA | Sanilac County CMH                   | 76          | Sanilac     | St. Clair County Health Dept. CA |
| 77 | 1708164         | 00ho                 | St. Clair County CMHA | St. Clair County CMH                 | 74          | St. Clair   | St. Clair County Health Dept. CA |
| 78 | 1707176         | 00hu                 | Washtenaw County CMO  | Lenawee County CMH                   | 46          | Lenawee     | Mid-South CA                     |
| 79 | 1707176         | 00hu                 | Washtenaw County CMO  | Livingston County CMH                | 47          | Livingston  | Washtenaw County CMH             |
| 80 | 1707176         | 00hu                 | Washtenaw County CMO  | Monroe County CMH                    | 58          | Monroe      | Southeast MI Community Alliance  |
| 81 | 1707176         | 00hu                 | Washtenaw County CMO  | Washtenaw County CMH                 | 81          | Washtenaw   | Washtenaw County CMH             |
| 82 | 1707158         | 00hc                 | West Michigan CMH     | West Michigan CMH                    | 43          | Lake        | Northern Michigan CA             |
| 83 | 1707158         | 00hc                 | West Michigan CMH     | West Michigan CMH                    | 53          | Mason       | Northern Michigan CA             |
| 84 | 1707158         | 00hc                 | West Michigan CMH     | West Michigan CMH                    | 64          | Oceana      | Northern Michigan CA             |
|    |                 |                      |                       |                                      |             |             |                                  |

MA Capitation Statewide Base Rates

27-Apr-2003 08:56

2003-05

| Code Group | Code Group 2   | Age Group | Statewide Base Cap Rate |
|------------|----------------|-----------|-------------------------|
| MH         | DAB - E&P only | 0 - 17    | \$ 42.40                |
| MH         | DAB - E&P only | 18 - 25   | \$ 70.61                |
| MH         | DAB - E&P only | 26 - 39   | \$ 162.06               |
| MH         | DAB - E&P only | 40 - 49   | \$ 145.39               |
| MH         | DAB - E&P only | 50 - 64   | \$ 79.99                |
| MH         | DAB - E&P only | 65+       | \$ 16.89                |
| MH         | DAB - Other    | 0 - 17    | \$ 42.40                |
| MH         | DAB - Other    | 18 - 25   | \$ 70.61                |
| MH         | DAB - Other    | 26 - 39   | \$ 162.06               |
| MH         | DAB - Other    | 40 - 49   | \$ 145.39               |
| MH         | DAB - Other    | 50 - 64   | \$ 79.99                |
| MH         | DAB - Other    | 65+       | \$ 16.89                |
| MH         | TANF           | 0 - 17    | \$ 5.59                 |
| MH         | TANF           | 18 - 25   | \$ 6.15                 |
| MH         | TANF           | 26 - 39   | \$ 10.06                |
| MH         | TANF           | 40 - 49   | \$ 11.22                |
| MH         | TANF           | 50 - 64   | \$ 8.95                 |
| MH         | TANF           | 65+       | \$ 1.65                 |

| Code Group | Code Group 2   | Age Group | Statewide Base Cap Rate |
|------------|----------------|-----------|-------------------------|
| DD         | DAB - E&P only | 0 - 17    | \$ 22.52                |
| DD         | DAB - E&P only | 18 - 25   | \$ 161.75               |
| DD         | DAB - E&P only | 26 - 39   | \$ 419.34               |
| DD         | DAB - E&P only | 40 - 49   | \$ 430.99               |
| DD         | DAB - E&P only | 50 - 64   | \$ 218.66               |
| DD         | DAB - E&P only | 65+       | \$ 206.81               |

| Code Group | Code Group 2   | Age Group | Statewide Base Cap Rate |
|------------|----------------|-----------|-------------------------|
| SA         | DAB - E&P only | 0 - 17    | \$ 0.75                 |
| SA         | DAB - E&P only | 18 - 25   | \$ 2.48                 |
| SA         | DAB - E&P only | 26 - 39   | \$ 10.39                |
| SA         | DAB - E&P only | 40 - 49   | \$ 13.07                |
| SA         | DAB - E&P only | 50 - 64   | \$ 3.55                 |
| SA         | DAB - E&P only | 65+       | \$ 0.14                 |
| SA         | DAB - Other    | 0 - 17    | \$ 0.75                 |
| SA         | DAB - Other    | 18 - 25   | \$ 2.48                 |
| SA         | DAB - Other    | 26 - 39   | \$ 10.39                |
| SA         | DAB - Other    | 40 - 49   | \$ 13.07                |
| SA         | DAB - Other    | 50 - 64   | \$ 3.55                 |
| SA         | DAB - Other    | 65+       | \$ 0.14                 |
| SA         | TANF           | 0 - 17    | \$ 0.09                 |
| SA         | TANF           | 18 - 25   | \$ 0.84                 |
| SA         | TANF           | 26 - 39   | \$ 4.27                 |
| SA         | TANF           | 40 - 49   | \$ 6.70                 |
| SA         | TANF           | 50 - 64   | \$ 1.95                 |
| SA         | TANF           | 65+       | \$ -                    |

MA Capitation Intensity Factors

27-Apr-2003 08:56

2003-05

Statewide Base Rate X Intensity Factor = Local Capitation Rate

| Population | Provider ID | Provider                     | County Code | County Name | Code Group | Code Group 2 | Effective Payment Month | Intensity Factor |
|------------|-------------|------------------------------|-------------|-------------|------------|--------------|-------------------------|------------------|
| MH         | 1705322     | Access Alliance of Michigan  | 06          | Arenac      | DAB        |              | 200303                  | 0.990400         |
| MH         | 1705322     | Access Alliance of Michigan  | 06          | Arenac      | TANF       |              | 200303                  | 1.292100         |
| MH         | 1705322     | Access Alliance of Michigan  | 09          | Bay         | DAB        |              | 200303                  | 0.990400         |
| MH         | 1705322     | Access Alliance of Michigan  | 09          | Bay         | TANF       |              | 200303                  | 1.292100         |
| MH         | 1705322     | Access Alliance of Michigan  | 32          | Huron       | DAB        |              | 200303                  | 1.155100         |
| MH         | 1705322     | Access Alliance of Michigan  | 32          | Huron       | TANF       |              | 200303                  | 0.987300         |
| MH         | 1705322     | Access Alliance of Michigan  | 59          | Montcalm    | DAB        |              | 200303                  | 0.454400         |
| MH         | 1705322     | Access Alliance of Michigan  | 59          | Montcalm    | TANF       |              | 200303                  | 0.698700         |
| MH         | 1705322     | Access Alliance of Michigan  | 78          | Shiawassee  | DAB        |              | 200303                  | 0.925500         |
| MH         | 1705322     | Access Alliance of Michigan  | 78          | Shiawassee  | TANF       |              | 200303                  | 0.999900         |
| MH         | 1705322     | Access Alliance of Michigan  | 79          | Tuscola     | DAB        |              | 200303                  | 0.986400         |
| MH         | 1705322     | Access Alliance of Michigan  | 79          | Tuscola     | TANF       |              | 200303                  | 1.176700         |
| MH         | 4344340     | CMH for Central Michigan CMH | 18          | Clare       | DAB        |              | 200303                  | 0.780000         |
| MH         | 4344340     | CMH for Central Michigan CMH | 18          | Clare       | TANF       |              | 200303                  | 0.880600         |
| MH         | 4344340     | CMH for Central Michigan CMH | 26          | Gladwin     | DAB        |              | 200303                  | 0.780000         |
| MH         | 4344340     | CMH for Central Michigan CMH | 26          | Gladwin     | TANF       |              | 200303                  | 0.880600         |
| MH         | 4344340     | CMH for Central Michigan CMH | 37          | Isabella    | DAB        |              | 200303                  | 0.780000         |
| MH         | 4344340     | CMH for Central Michigan CMH | 37          | Isabella    | TANF       |              | 200303                  | 0.880600         |
| MH         | 4344340     | CMH for Central Michigan CMH | 54          | Mecosta     | DAB        |              | 200303                  | 0.780000         |
| MH         | 4344340     | CMH for Central Michigan CMH | 54          | Mecosta     | TANF       |              | 200303                  | 0.880600         |
| MH         | 4344340     | CMH for Central Michigan CMH | 56          | Midland     | DAB        |              | 200303                  | 0.780000         |
| MH         | 4344340     | CMH for Central Michigan CMH | 56          | Midland     | TANF       |              | 200303                  | 0.880600         |
| MH         | 4344340     | CMH for Central Michigan CMH | 67          | Osceola     | DAB        |              | 200303                  | 0.780000         |
| MH         | 4344340     | CMH for Central Michigan CMH | 67          | Osceola     | TANF       |              | 200303                  | 0.880600         |
| MH         | 3119549     | Detroit-Wayne County CMHSP   | 82          | Wayne       | DAB        |              | 200303                  | 1.126000         |
| MH         | 3119549     | Detroit-Wayne County CMHSP   | 82          | Wayne       | TANF       |              | 200303                  | 0.956300         |
| MH         | 1705233     | Genesee County CMHSP         | 25          | Genesee     | DAB        |              | 200303                  | 0.654900         |
| MH         | 1705233     | Genesee County CMHSP         | 25          | Genesee     | TANF       |              | 200303                  | 0.382300         |
| MH         | 1712229     | Jackson-Hillsdale CMHA       | 30          | Hillsdale   | DAB        |              | 200303                  | 0.995500         |
| MH         | 1712229     | Jackson-Hillsdale CMHA       | 30          | Hillsdale   | TANF       |              | 200303                  | 1.083000         |
| MH         | 1712229     | Jackson-Hillsdale CMHA       | 38          | Jackson     | DAB        |              | 200303                  | 0.995500         |
| MH         | 1712229     | Jackson-Hillsdale CMHA       | 38          | Jackson     | TANF       |              | 200303                  | 1.083000         |
| MH         | 3402136     | Kalamazoo County CMHSP       | 03          | Allegan     | DAB        |              | 200303                  | 1.019600         |

MA Capitation Intensity Factors

27-Apr-2003 08:56

2003-05

Statewide Base Rate X Intensity Factor = Local Capitation Rate

| Population | Provider ID | Provider                       | County Code | County Name | Code Group | Code Group 2 | Effective Payment Month | Intensity Factor |
|------------|-------------|--------------------------------|-------------|-------------|------------|--------------|-------------------------|------------------|
| MH         | 3402136     | Kalamazoo County CMHSP         | 03          | Allegan     | TANF       |              | 200303                  | 1.420800         |
| MH         | 3402136     | Kalamazoo County CMHSP         | 14          | Cass        | DAB        |              | 200303                  | 0.663400         |
| MH         | 3402136     | Kalamazoo County CMHSP         | 14          | Cass        | TANF       |              | 200303                  | 0.615900         |
| MH         | 3402136     | Kalamazoo County CMHSP         | 39          | Kalamazoo   | DAB        |              | 200303                  | 1.226100         |
| MH         | 3402136     | Kalamazoo County CMHSP         | 39          | Kalamazoo   | TANF       |              | 200303                  | 1.067000         |
| MH         | 3402136     | Kalamazoo County CMHSP         | 75          | St. Joseph  | DAB        |              | 200303                  | 1.013800         |
| MH         | 3402136     | Kalamazoo County CMHSP         | 75          | St. Joseph  | TANF       |              | 200303                  | 1.052400         |
| MH         | 1705430     | Kent County CMHSP              | 41          | Kent        | DAB        |              | 200303                  | 1.020500         |
| MH         | 1705430     | Kent County CMHSP              | 41          | Kent        | TANF       |              | 200303                  | 0.912700         |
| MH         | 1712452     | Lakeshore Affiliation          | 61          | Muskegon    | DAB        |              | 200303                  | 0.763300         |
| MH         | 1712452     | Lakeshore Affiliation          | 61          | Muskegon    | TANF       |              | 200303                  | 0.983700         |
| MH         | 1712452     | Lakeshore Affiliation          | 70          | Ottawa      | DAB        |              | 200303                  | 1.283100         |
| MH         | 1712452     | Lakeshore Affiliation          | 70          | Ottawa      | TANF       |              | 200303                  | 1.346100         |
| MH         | 3396315     | Macomb County CMHSP            | 50          | Macomb      | DAB        |              | 200303                  | 0.986600         |
| MH         | 3396315     | Macomb County CMHSP            | 50          | Macomb      | TANF       |              | 200303                  | 1.014900         |
| MH         | 1708001     | Mid-Michigan CMHSP Affiliation | 10          | Benzie      | DAB        |              | 200303                  | 0.993700         |
| MH         | 1708001     | Mid-Michigan CMHSP Affiliation | 10          | Benzie      | TANF       |              | 200303                  | 1.227700         |
| MH         | 1708001     | Mid-Michigan CMHSP Affiliation | 19          | Clinton     | DAB        |              | 200303                  | 0.883500         |
| MH         | 1708001     | Mid-Michigan CMHSP Affiliation | 19          | Clinton     | TANF       |              | 200303                  | 0.783100         |
| MH         | 1708001     | Mid-Michigan CMHSP Affiliation | 23          | Eaton       | DAB        |              | 200303                  | 0.883500         |
| MH         | 1708001     | Mid-Michigan CMHSP Affiliation | 23          | Eaton       | TANF       |              | 200303                  | 0.783100         |
| MH         | 1708001     | Mid-Michigan CMHSP Affiliation | 29          | Gratiot     | DAB        |              | 200303                  | 0.870300         |
| MH         | 1708001     | Mid-Michigan CMHSP Affiliation | 29          | Gratiot     | TANF       |              | 200303                  | 1.553100         |
| MH         | 1708001     | Mid-Michigan CMHSP Affiliation | 33          | Ingham      | DAB        |              | 200303                  | 0.883500         |
| MH         | 1708001     | Mid-Michigan CMHSP Affiliation | 33          | Ingham      | TANF       |              | 200303                  | 0.783100         |
| MH         | 1708001     | Mid-Michigan CMHSP Affiliation | 34          | Ionia       | DAB        |              | 200303                  | 0.907800         |
| MH         | 1708001     | Mid-Michigan CMHSP Affiliation | 34          | Ionia       | TANF       |              | 200303                  | 1.024400         |
| MH         | 1708001     | Mid-Michigan CMHSP Affiliation | 51          | Manistee    | DAB        |              | 200303                  | 0.993700         |
| MH         | 1708001     | Mid-Michigan CMHSP Affiliation | 51          | Manistee    | TANF       |              | 200303                  | 1.227700         |
| MH         | 1708001     | Mid-Michigan CMHSP Affiliation | 62          | Newaygo     | DAB        |              | 200303                  | 0.739300         |
| MH         | 1708001     | Mid-Michigan CMHSP Affiliation | 62          | Newaygo     | TANF       |              | 200303                  | 1.570500         |
| MH         | 4476125     | Northern Affiliation           | 01          | Alcona      | DAB        |              | 200303                  | 0.721400         |

MA Capitation Intensity Factors

27-Apr-2003 08:56

2003-05

Statewide Base Rate X Intensity Factor = Local Capitation Rate

| Population | Provider ID | Provider              | County Code | County Name    | Code Group | Code Group 2 | Effective Payment Month | Intensity Factor |
|------------|-------------|-----------------------|-------------|----------------|------------|--------------|-------------------------|------------------|
| MH         | 4476125     | Northern Affiliation  | 01          | Alcona         | TANF       |              | 200303                  | 0.988200         |
| MH         | 4476125     | Northern Affiliation  | 04          | Alpena         | DAB        |              | 200303                  | 0.721400         |
| MH         | 4476125     | Northern Affiliation  | 04          | Alpena         | TANF       |              | 200303                  | 0.988200         |
| MH         | 4476125     | Northern Affiliation  | 05          | Antrim         | DAB        |              | 200304                  | 1.000000         |
| MH         | 4476125     | Northern Affiliation  | 05          | Antrim         | TANF       |              | 200304                  | 0.851500         |
| MH         | 4476125     | Northern Affiliation  | 15          | Charlevoix     | DAB        |              | 200304                  | 1.000000         |
| MH         | 4476125     | Northern Affiliation  | 15          | Charlevoix     | TANF       |              | 200304                  | 0.851500         |
| MH         | 4476125     | Northern Affiliation  | 16          | Cheboygan      | DAB        |              | 200304                  | 1.000000         |
| MH         | 4476125     | Northern Affiliation  | 16          | Cheboygan      | TANF       |              | 200304                  | 0.851500         |
| MH         | 4476125     | Northern Affiliation  | 24          | Emmet          | DAB        |              | 200304                  | 1.000000         |
| MH         | 4476125     | Northern Affiliation  | 24          | Emmet          | TANF       |              | 200304                  | 0.851500         |
| MH         | 4476125     | Northern Affiliation  | 35          | Iosco          | DAB        |              | 200303                  | 0.721200         |
| MH         | 4476125     | Northern Affiliation  | 35          | Iosco          | TANF       |              | 200303                  | 1.635300         |
| MH         | 4476125     | Northern Affiliation  | 40          | Kalkaska       | DAB        |              | 200304                  | 1.000000         |
| MH         | 4476125     | Northern Affiliation  | 40          | Kalkaska       | TANF       |              | 200304                  | 0.851500         |
| MH         | 4476125     | Northern Affiliation  | 60          | Montmorency    | DAB        |              | 200303                  | 0.721400         |
| MH         | 4476125     | Northern Affiliation  | 60          | Montmorency    | TANF       |              | 200303                  | 0.988200         |
| MH         | 4476125     | Northern Affiliation  | 65          | Ogemaw         | DAB        |              | 200303                  | 0.721200         |
| MH         | 4476125     | Northern Affiliation  | 65          | Ogemaw         | TANF       |              | 200303                  | 1.635300         |
| MH         | 4476125     | Northern Affiliation  | 68          | Oscoda         | DAB        |              | 200303                  | 0.721200         |
| MH         | 4476125     | Northern Affiliation  | 68          | Oscoda         | TANF       |              | 200303                  | 1.635300         |
| MH         | 4476125     | Northern Affiliation  | 69          | Otsego         | DAB        |              | 200304                  | 1.000000         |
| MH         | 4476125     | Northern Affiliation  | 69          | Otsego         | TANF       |              | 200304                  | 0.851500         |
| MH         | 4476125     | Northern Affiliation  | 71          | Presque Isle   | DAB        |              | 200303                  | 0.721400         |
| MH         | 4476125     | Northern Affiliation  | 71          | Presque Isle   | TANF       |              | 200303                  | 0.988200         |
| MH         | 1707158     | Northwest Affiliation | 20          | Crawford       | DAB        |              | 200303                  | 0.912300         |
| MH         | 1707158     | Northwest Affiliation | 20          | Crawford       | TANF       |              | 200303                  | 1.005500         |
| MH         | 1707158     | Northwest Affiliation | 28          | Grand Traverse | DAB        |              | 200303                  | 1.814800         |
| MH         | 1707158     | Northwest Affiliation | 28          | Grand Traverse | TANF       |              | 200303                  | 1.367000         |
| MH         | 1707158     | Northwest Affiliation | 43          | Lake           | DAB        |              | 200303                  | 0.736200         |
| MH         | 1707158     | Northwest Affiliation | 43          | Lake           | TANF       |              | 200303                  | 0.999400         |
| MH         | 1707158     | Northwest Affiliation | 45          | Leelanau       | DAB        |              | 200303                  | 1.814800         |

MA Capitation Intensity Factors

27-Apr-2003 08:56

2003-05

Statewide Base Rate X Intensity Factor = Local Capitation Rate

| Population | Provider ID | Provider              | County Code | County Name | Code Group | Code Group 2 | Effective Payment Month | Intensity Factor |
|------------|-------------|-----------------------|-------------|-------------|------------|--------------|-------------------------|------------------|
| MH         | 1707158     | Northwest Affiliation | 45          | Leelanau    | TANF       |              | 200303                  | 1.367000         |
| MH         | 1707158     | Northwest Affiliation | 53          | Mason       | DAB        |              | 200303                  | 0.736200         |
| MH         | 1707158     | Northwest Affiliation | 53          | Mason       | TANF       |              | 200303                  | 0.999400         |
| MH         | 1707158     | Northwest Affiliation | 57          | Missaukee   | DAB        |              | 200303                  | 0.912300         |
| MH         | 1707158     | Northwest Affiliation | 57          | Missaukee   | TANF       |              | 200303                  | 1.005500         |
| MH         | 1707158     | Northwest Affiliation | 64          | Oceana      | DAB        |              | 200303                  | 0.736200         |
| MH         | 1707158     | Northwest Affiliation | 64          | Oceana      | TANF       |              | 200303                  | 0.999400         |
| MH         | 1707158     | Northwest Affiliation | 72          | Roscommon   | DAB        |              | 200303                  | 0.912300         |
| MH         | 1707158     | Northwest Affiliation | 72          | Roscommon   | TANF       |              | 200303                  | 1.005500         |
| MH         | 1707158     | Northwest Affiliation | 83          | Wexford     | DAB        |              | 200303                  | 0.912300         |
| MH         | 1707158     | Northwest Affiliation | 83          | Wexford     | TANF       |              | 200303                  | 1.005500         |
| MH         | 1705289     | Oakland County CMHA   | 63          | Oakland     | DAB        |              | 200303                  | 1.007600         |
| MH         | 1705289     | Oakland County CMHA   | 63          | Oakland     | TANF       |              | 200303                  | 0.789400         |
| MH         | 1724945     | Pathways CMHA         | 02          | Alger       | DAB        |              | 200303                  | 1.614100         |
| MH         | 1724945     | Pathways CMHA         | 02          | Alger       | TANF       |              | 200303                  | 2.405400         |
| MH         | 1724945     | Pathways CMHA         | 07          | Baraga      | DAB        |              | 200303                  | 1.258900         |
| MH         | 1724945     | Pathways CMHA         | 07          | Baraga      | TANF       |              | 200303                  | 0.980600         |
| MH         | 1724945     | Pathways CMHA         | 17          | Chippewa    | DAB        |              | 200303                  | 1.618400         |
| MH         | 1724945     | Pathways CMHA         | 17          | Chippewa    | TANF       |              | 200303                  | 1.101500         |
| MH         | 1724945     | Pathways CMHA         | 21          | Delta       | DAB        |              | 200303                  | 1.614100         |
| MH         | 1724945     | Pathways CMHA         | 21          | Delta       | TANF       |              | 200303                  | 2.405400         |
| MH         | 1724945     | Pathways CMHA         | 22          | Dickinson   | DAB        |              | 200303                  | 1.281000         |
| MH         | 1724945     | Pathways CMHA         | 22          | Dickinson   | TANF       |              | 200303                  | 1.397200         |
| MH         | 1724945     | Pathways CMHA         | 27          | Gogebic     | DAB        |              | 200303                  | 1.392100         |
| MH         | 1724945     | Pathways CMHA         | 27          | Gogebic     | TANF       |              | 200303                  | 2.771400         |
| MH         | 1724945     | Pathways CMHA         | 31          | Houghton    | DAB        |              | 200303                  | 1.258900         |
| MH         | 1724945     | Pathways CMHA         | 31          | Houghton    | TANF       |              | 200303                  | 0.980600         |
| MH         | 1724945     | Pathways CMHA         | 36          | Iron        | DAB        |              | 200303                  | 1.281000         |
| MH         | 1724945     | Pathways CMHA         | 36          | Iron        | TANF       |              | 200303                  | 1.397200         |
| MH         | 1724945     | Pathways CMHA         | 42          | Keweenaw    | DAB        |              | 200303                  | 1.258900         |
| MH         | 1724945     | Pathways CMHA         | 42          | Keweenaw    | TANF       |              | 200303                  | 0.980600         |
| MH         | 1724945     | Pathways CMHA         | 48          | Luce        | DAB        |              | 200303                  | 1.614100         |



MA Capitation Intensity Factors

27-Apr-2003 08:56

2003-05

Statewide Base Rate X Intensity Factor = Local Capitation Rate

| Population | Provider ID | Provider                     | County Code | County Name | Code Group | Code Group 2 | Effective Payment Month | Intensity Factor |
|------------|-------------|------------------------------|-------------|-------------|------------|--------------|-------------------------|------------------|
| MH         | 1724945     | Pathways CMHA                | 48          | Luce        | TANF       |              | 200303                  | 2.405400         |
| MH         | 1724945     | Pathways CMHA                | 49          | Mackinac    | DAB        |              | 200303                  | 1.618400         |
| MH         | 1724945     | Pathways CMHA                | 49          | Mackinac    | TANF       |              | 200303                  | 1.101500         |
| MH         | 1724945     | Pathways CMHA                | 52          | Marquette   | DAB        |              | 200303                  | 1.614100         |
| MH         | 1724945     | Pathways CMHA                | 52          | Marquette   | TANF       |              | 200303                  | 2.405400         |
| MH         | 1724945     | Pathways CMHA                | 55          | Menominee   | DAB        |              | 200303                  | 1.281000         |
| MH         | 1724945     | Pathways CMHA                | 55          | Menominee   | TANF       |              | 200303                  | 1.397200         |
| MH         | 1724945     | Pathways CMHA                | 66          | Ontonagon   | DAB        |              | 200303                  | 1.258900         |
| MH         | 1724945     | Pathways CMHA                | 66          | Ontonagon   | TANF       |              | 200303                  | 0.980600         |
| MH         | 1724945     | Pathways CMHA                | 77          | Schoolcraft | DAB        |              | 200303                  | 1.618400         |
| MH         | 1724945     | Pathways CMHA                | 77          | Schoolcraft | TANF       |              | 200303                  | 1.101500         |
| MH         | 1712541     | Saginaw County CMHA          | 73          | Saginaw     | DAB        |              | 200303                  | 0.758000         |
| MH         | 1712541     | Saginaw County CMHA          | 73          | Saginaw     | TANF       |              | 200303                  | 0.627200         |
| MH         | 1708164     | Thumb Mental Health Alliance | 44          | Lapeer      | DAB        |              | 200303                  | 0.998200         |
| MH         | 1708164     | Thumb Mental Health Alliance | 44          | Lapeer      | TANF       |              | 200303                  | 1.050400         |
| MH         | 1708164     | Thumb Mental Health Alliance | 74          | St. Clair   | DAB        |              | 200303                  | 1.016400         |
| MH         | 1708164     | Thumb Mental Health Alliance | 74          | St. Clair   | TANF       |              | 200303                  | 2.704400         |
| MH         | 1708164     | Thumb Mental Health Alliance | 76          | Sanilac     | DAB        |              | 200303                  | 0.814800         |
| MH         | 1708164     | Thumb Mental Health Alliance | 76          | Sanilac     | TANF       |              | 200303                  | 0.701500         |
| MH         | 2920843     | Venture Behavioral Health    | 08          | Barry       | DAB        |              | 200303                  | 0.598400         |
| MH         | 2920843     | Venture Behavioral Health    | 08          | Barry       | TANF       |              | 200303                  | 0.683400         |
| MH         | 2920843     | Venture Behavioral Health    | 11          | Berrien     | DAB        |              | 200303                  | 0.860000         |
| MH         | 2920843     | Venture Behavioral Health    | 11          | Berrien     | TANF       |              | 200303                  | 0.809900         |
| MH         | 2920843     | Venture Behavioral Health    | 12          | Branch      | DAB        |              | 200303                  | 1.002000         |
| MH         | 2920843     | Venture Behavioral Health    | 12          | Branch      | TANF       |              | 200303                  | 1.301500         |
| MH         | 2920843     | Venture Behavioral Health    | 13          | Calhoun     | DAB        |              | 200303                  | 0.784800         |
| MH         | 2920843     | Venture Behavioral Health    | 13          | Calhoun     | TANF       |              | 200303                  | 1.394500         |
| MH         | 2920843     | Venture Behavioral Health    | 80          | Van Buren   | DAB        |              | 200303                  | 1.142300         |
| MH         | 2920843     | Venture Behavioral Health    | 80          | Van Buren   | TANF       |              | 200303                  | 1.183000         |
| MH         | 1707176     | Washtenaw CHO                | 46          | Lenawee     | DAB        |              | 200303                  | 1.006400         |
| MH         | 1707176     | Washtenaw CHO                | 46          | Lenawee     | TANF       |              | 200303                  | 1.068500         |
| MH         | 1707176     | Washtenaw CHO                | 47          | Livingston  | DAB        |              | 200303                  | 1.459800         |

**MA Capitation Intensity Factors**

27-Apr-2003 08:56

**2003-05**

Statewide Base Rate X Intensity Factor = Local Capitation Rate

| Population | Provider ID | Provider      | County Code | County Name | Code Group | Code Group 2 | Effective Payment Month | Intensity Factor |
|------------|-------------|---------------|-------------|-------------|------------|--------------|-------------------------|------------------|
| MH         | 1707176     | Washtenaw CHO | 47          | Livingston  | TANF       |              | 200303                  | 2.668600         |
| MH         | 1707176     | Washtenaw CHO | 58          | Monroe      | DAB        |              | 200303                  | 1.018700         |
| MH         | 1707176     | Washtenaw CHO | 58          | Monroe      | TANF       |              | 200303                  | 1.295000         |
| MH         | 1707176     | Washtenaw CHO | 81          | Washtenaw   | DAB        |              | 200303                  | 1.323100         |
| MH         | 1707176     | Washtenaw CHO | 81          | Washtenaw   | TANF       |              | 200303                  | 1.827900         |
|            |             |               |             |             |            |              |                         |                  |
|            |             |               |             |             |            |              |                         |                  |

MA Capitation Intensity Factors

27-Apr-2003 08:56

2003-05

Statewide Base Rate X Intensity Factor = Local Capitation Rate

| Population | Provider ID | Provider                       | County Code | County Name | Code Group | Code Group 2 | Effective Payment Month | Intensity Factor |
|------------|-------------|--------------------------------|-------------|-------------|------------|--------------|-------------------------|------------------|
| DD         | 1705322     | Access Alliance of Michigan    | 06          | Arenac      | DAB        |              | 200305                  | 1.405800         |
| DD         | 1705322     | Access Alliance of Michigan    | 09          | Bay         | DAB        |              | 200305                  | 1.405800         |
| DD         | 1705322     | Access Alliance of Michigan    | 32          | Huron       | DAB        |              | 200305                  | 1.411700         |
| DD         | 1705322     | Access Alliance of Michigan    | 59          | Montcalm    | DAB        |              | 200305                  | 0.525900         |
| DD         | 1705322     | Access Alliance of Michigan    | 78          | Shiawassee  | DAB        |              | 200305                  | 1.221000         |
| DD         | 1705322     | Access Alliance of Michigan    | 79          | Tuscola     | DAB        |              | 200305                  | 1.842300         |
| DD         | 4344340     | CMH for Central Michigan CMH   | 18          | Clare       | DAB        |              | 200305                  | 1.734100         |
| DD         | 4344340     | CMH for Central Michigan CMH   | 26          | Gladwin     | DAB        |              | 200305                  | 1.734100         |
| DD         | 4344340     | CMH for Central Michigan CMH   | 37          | Isabella    | DAB        |              | 200305                  | 1.734100         |
| DD         | 4344340     | CMH for Central Michigan CMH   | 54          | Mecosta     | DAB        |              | 200305                  | 1.734100         |
| DD         | 4344340     | CMH for Central Michigan CMH   | 56          | Midland     | DAB        |              | 200305                  | 1.734100         |
| DD         | 4344340     | CMH for Central Michigan CMH   | 67          | Osceola     | DAB        |              | 200305                  | 1.734100         |
| DD         | 3119549     | Detroit-Wayne County CMHSP     | 82          | Wayne       | DAB        |              | 200305                  | 0.685800         |
| DD         | 1705233     | Genesee County CMHSP           | 25          | Genesee     | DAB        |              | 200305                  | 1.018400         |
| DD         | 1712229     | Jackson-Hillsdale CMHA         | 30          | Hillsdale   | DAB        |              | 200305                  | 0.943000         |
| DD         | 1712229     | Jackson-Hillsdale CMHA         | 38          | Jackson     | DAB        |              | 200305                  | 0.943000         |
| DD         | 3402136     | Kalamazoo County CMHSP         | 03          | Allegan     | DAB        |              | 200305                  | 1.682100         |
| DD         | 3402136     | Kalamazoo County CMHSP         | 14          | Cass        | DAB        |              | 200305                  | 1.145900         |
| DD         | 3402136     | Kalamazoo County CMHSP         | 39          | Kalamazoo   | DAB        |              | 200305                  | 1.328100         |
| DD         | 3402136     | Kalamazoo County CMHSP         | 75          | St. Joseph  | DAB        |              | 200305                  | 1.259600         |
| DD         | 1705430     | Kent County CMHSP              | 41          | Kent        | DAB        |              | 200305                  | 0.929600         |
| DD         | 1712452     | Lakeshore Affiliation          | 61          | Muskegon    | DAB        |              | 200305                  | 0.807100         |
| DD         | 1712452     | Lakeshore Affiliation          | 70          | Ottawa      | DAB        |              | 200305                  | 2.288500         |
| DD         | 3396315     | Macomb County CMHSP            | 50          | Macomb      | DAB        |              | 200305                  | 1.924700         |
| DD         | 1708001     | Mid-Michigan CMHSP Affiliation | 10          | Benzie      | DAB        |              | 200305                  | 2.842400         |
| DD         | 1708001     | Mid-Michigan CMHSP Affiliation | 19          | Clinton     | DAB        |              | 200305                  | 0.899600         |
| DD         | 1708001     | Mid-Michigan CMHSP Affiliation | 23          | Eaton       | DAB        |              | 200305                  | 0.899600         |
| DD         | 1708001     | Mid-Michigan CMHSP Affiliation | 29          | Gratiot     | DAB        |              | 200305                  | 1.754600         |
| DD         | 1708001     | Mid-Michigan CMHSP Affiliation | 33          | Ingham      | DAB        |              | 200305                  | 0.899600         |
| DD         | 1708001     | Mid-Michigan CMHSP Affiliation | 34          | Ionia       | DAB        |              | 200305                  | 1.525400         |
| DD         | 1708001     | Mid-Michigan CMHSP Affiliation | 51          | Manistee    | DAB        |              | 200305                  | 2.842400         |
| DD         | 1708001     | Mid-Michigan CMHSP Affiliation | 62          | Newaygo     | DAB        |              | 200305                  | 0.742100         |

MA Capitation Intensity Factors

27-Apr-2003 08:56

2003-05

Statewide Base Rate X Intensity Factor = Local Capitation Rate

| Population | Provider ID | Provider              | County Code | County Name    | Code Group | Code Group 2 | Effective Payment Month | Intensity Factor |
|------------|-------------|-----------------------|-------------|----------------|------------|--------------|-------------------------|------------------|
| DD         | 4476125     | Northern Affiliation  | 01          | Alcona         | DAB        |              | 200305                  | 1.975800         |
| DD         | 4476125     | Northern Affiliation  | 04          | Alpena         | DAB        |              | 200305                  | 1.975800         |
| DD         | 4476125     | Northern Affiliation  | 05          | Antrim         | DAB        |              | 200305                  | 1.581600         |
| DD         | 4476125     | Northern Affiliation  | 15          | Charlevoix     | DAB        |              | 200305                  | 1.581600         |
| DD         | 4476125     | Northern Affiliation  | 16          | Cheboygan      | DAB        |              | 200305                  | 1.581600         |
| DD         | 4476125     | Northern Affiliation  | 24          | Emmet          | DAB        |              | 200305                  | 1.581600         |
| DD         | 4476125     | Northern Affiliation  | 35          | Iosco          | DAB        |              | 200305                  | 0.770700         |
| DD         | 4476125     | Northern Affiliation  | 40          | Kalkaska       | DAB        |              | 200305                  | 1.581600         |
| DD         | 4476125     | Northern Affiliation  | 60          | Montmorency    | DAB        |              | 200305                  | 1.975800         |
| DD         | 4476125     | Northern Affiliation  | 65          | Ogemaw         | DAB        |              | 200305                  | 0.770700         |
| DD         | 4476125     | Northern Affiliation  | 68          | Oscoda         | DAB        |              | 200305                  | 0.770700         |
| DD         | 4476125     | Northern Affiliation  | 69          | Otsego         | DAB        |              | 200305                  | 1.581600         |
| DD         | 4476125     | Northern Affiliation  | 71          | Presque Isle   | DAB        |              | 200305                  | 1.975800         |
| DD         | 1707158     | Northwest Affiliation | 20          | Crawford       | DAB        |              | 200305                  | 0.971600         |
| DD         | 1707158     | Northwest Affiliation | 28          | Grand Traverse | DAB        |              | 200305                  | 1.405800         |
| DD         | 1707158     | Northwest Affiliation | 43          | Lake           | DAB        |              | 200305                  | 0.824700         |
| DD         | 1707158     | Northwest Affiliation | 45          | Leelanau       | DAB        |              | 200305                  | 1.405800         |
| DD         | 1707158     | Northwest Affiliation | 53          | Mason          | DAB        |              | 200305                  | 0.824700         |
| DD         | 1707158     | Northwest Affiliation | 57          | Missaukee      | DAB        |              | 200305                  | 0.971600         |
| DD         | 1707158     | Northwest Affiliation | 64          | Oceana         | DAB        |              | 200305                  | 0.824700         |
| DD         | 1707158     | Northwest Affiliation | 72          | Roscommon      | DAB        |              | 200305                  | 0.971600         |
| DD         | 1707158     | Northwest Affiliation | 83          | Wexford        | DAB        |              | 200305                  | 0.971600         |
| DD         | 1705289     | Oakland County CMHA   | 63          | Oakland        | DAB        |              | 200305                  | 2.192300         |
| DD         | 1724945     | Pathways CMHA         | 02          | Alger          | DAB        |              | 200305                  | 1.914200         |
| DD         | 1724945     | Pathways CMHA         | 07          | Baraga         | DAB        |              | 200305                  | 1.623200         |
| DD         | 1724945     | Pathways CMHA         | 17          | Chippewa       | DAB        |              | 200305                  | 1.407200         |
| DD         | 1724945     | Pathways CMHA         | 21          | Delta          | DAB        |              | 200305                  | 1.914200         |
| DD         | 1724945     | Pathways CMHA         | 22          | Dickinson      | DAB        |              | 200305                  | 1.507800         |
| DD         | 1724945     | Pathways CMHA         | 27          | Gogebic        | DAB        |              | 200305                  | 1.894100         |
| DD         | 1724945     | Pathways CMHA         | 31          | Houghton       | DAB        |              | 200305                  | 1.623200         |
| DD         | 1724945     | Pathways CMHA         | 36          | Iron           | DAB        |              | 200305                  | 1.507800         |
| DD         | 1724945     | Pathways CMHA         | 42          | Keweenaw       | DAB        |              | 200305                  | 1.623200         |

**MA Capitation Intensity Factors**

27-Apr-2003 08:56

**2003-05**

Statewide Base Rate X Intensity Factor = Local Capitation Rate

| Population | Provider ID | Provider                     | County Code | County Name | Code Group | Code Group 2 | Effective Payment Month | Intensity Factor |
|------------|-------------|------------------------------|-------------|-------------|------------|--------------|-------------------------|------------------|
| DD         | 1724945     | Pathways CMHA                | 48          | Luce        | DAB        |              | 200305                  | 1.914200         |
| DD         | 1724945     | Pathways CMHA                | 49          | Mackinac    | DAB        |              | 200305                  | 1.407200         |
| DD         | 1724945     | Pathways CMHA                | 52          | Marquette   | DAB        |              | 200305                  | 1.914200         |
| DD         | 1724945     | Pathways CMHA                | 55          | Menominee   | DAB        |              | 200305                  | 1.507800         |
| DD         | 1724945     | Pathways CMHA                | 66          | Ontonagon   | DAB        |              | 200305                  | 1.623200         |
| DD         | 1724945     | Pathways CMHA                | 77          | Schoolcraft | DAB        |              | 200305                  | 1.407200         |
| DD         | 1712541     | Saginaw County CMHA          | 73          | Saginaw     | DAB        |              | 200305                  | 0.673600         |
| DD         | 1708164     | Thumb Mental Health Alliance | 44          | Lapeer      | DAB        |              | 200305                  | 1.914000         |
| DD         | 1708164     | Thumb Mental Health Alliance | 74          | St. Clair   | DAB        |              | 200305                  | 1.973300         |
| DD         | 1708164     | Thumb Mental Health Alliance | 76          | Sanilac     | DAB        |              | 200305                  | 3.635200         |
| DD         | 2920843     | Venture Behavioral Health    | 08          | Barry       | DAB        |              | 200305                  | 0.591000         |
| DD         | 2920843     | Venture Behavioral Health    | 11          | Berrien     | DAB        |              | 200305                  | 0.930900         |
| DD         | 2920843     | Venture Behavioral Health    | 12          | Branch      | DAB        |              | 200305                  | 1.630600         |
| DD         | 2920843     | Venture Behavioral Health    | 13          | Calhoun     | DAB        |              | 200305                  | 0.534500         |
| DD         | 2920843     | Venture Behavioral Health    | 80          | Van Buren   | DAB        |              | 200305                  | 0.691000         |
| DD         | 1707176     | Washtenaw CHO                | 46          | Lenawee     | DAB        |              | 200305                  | 1.402600         |
| DD         | 1707176     | Washtenaw CHO                | 47          | Livingston  | DAB        |              | 200305                  | 2.045200         |
| DD         | 1707176     | Washtenaw CHO                | 58          | Monroe      | DAB        |              | 200305                  | 1.808200         |
| DD         | 1707176     | Washtenaw CHO                | 81          | Washtenaw   | DAB        |              | 200305                  | 1.414300         |
|            |             |                              |             |             |            |              |                         |                  |
|            |             |                              |             |             |            |              |                         |                  |

MA Capitation Intensity Factors

27-Apr-2003 08:56

2003-05

Statewide Base Rate X Intensity Factor = Local Capitation Rate

| Population | Provider ID | Provider                     | County Code | County Name | Code Group | Code Group 2 | Effective Payment Month | Intensity Factor |
|------------|-------------|------------------------------|-------------|-------------|------------|--------------|-------------------------|------------------|
| SA         | 1705322     | Access Alliance of Michigan  | 06          | Arenac      | DAB        |              | 200210                  | 0.607100         |
| SA         | 1705322     | Access Alliance of Michigan  | 06          | Arenac      | TANF       |              | 200210                  | 0.918600         |
| SA         | 1705322     | Access Alliance of Michigan  | 09          | Bay         | DAB        |              | 200210                  | 1.524600         |
| SA         | 1705322     | Access Alliance of Michigan  | 09          | Bay         | TANF       |              | 200210                  | 0.944400         |
| SA         | 1705322     | Access Alliance of Michigan  | 32          | Huron       | DAB        |              | 200210                  | 0.632900         |
| SA         | 1705322     | Access Alliance of Michigan  | 32          | Huron       | TANF       |              | 200210                  | 0.852600         |
| SA         | 1705322     | Access Alliance of Michigan  | 59          | Montcalm    | DAB        |              | 200210                  | 0.780100         |
| SA         | 1705322     | Access Alliance of Michigan  | 59          | Montcalm    | TANF       |              | 200210                  | 1.182500         |
| SA         | 1705322     | Access Alliance of Michigan  | 78          | Shiawassee  | DAB        |              | 200210                  | 0.671200         |
| SA         | 1705322     | Access Alliance of Michigan  | 78          | Shiawassee  | TANF       |              | 200210                  | 0.843700         |
| SA         | 1705322     | Access Alliance of Michigan  | 79          | Tuscola     | DAB        |              | 200210                  | 0.632900         |
| SA         | 1705322     | Access Alliance of Michigan  | 79          | Tuscola     | TANF       |              | 200210                  | 0.852600         |
| SA         | 4344340     | CMH for Central Michigan CMH | 18          | Clare       | DAB        |              | 200210                  | 0.607100         |
| SA         | 4344340     | CMH for Central Michigan CMH | 18          | Clare       | TANF       |              | 200210                  | 0.918600         |
| SA         | 4344340     | CMH for Central Michigan CMH | 26          | Gladwin     | DAB        |              | 200210                  | 0.607100         |
| SA         | 4344340     | CMH for Central Michigan CMH | 26          | Gladwin     | TANF       |              | 200210                  | 0.918600         |
| SA         | 4344340     | CMH for Central Michigan CMH | 37          | Isabella    | DAB        |              | 200210                  | 0.607100         |
| SA         | 4344340     | CMH for Central Michigan CMH | 37          | Isabella    | TANF       |              | 200210                  | 0.918600         |
| SA         | 4344340     | CMH for Central Michigan CMH | 54          | Mecosta     | DAB        |              | 200210                  | 0.607100         |
| SA         | 4344340     | CMH for Central Michigan CMH | 54          | Mecosta     | TANF       |              | 200210                  | 0.918600         |
| SA         | 4344340     | CMH for Central Michigan CMH | 56          | Midland     | DAB        |              | 200210                  | 0.607100         |
| SA         | 4344340     | CMH for Central Michigan CMH | 56          | Midland     | TANF       |              | 200210                  | 0.918600         |
| SA         | 4344340     | CMH for Central Michigan CMH | 67          | Osceola     | DAB        |              | 200210                  | 0.607100         |
| SA         | 4344340     | CMH for Central Michigan CMH | 67          | Osceola     | TANF       |              | 200210                  | 0.918600         |
| SA         | 3119549     | Detroit-Wayne County CMHSP   | 82          | Wayne       | DAB        |              | 200210                  | 1.304900         |
| SA         | 3119549     | Detroit-Wayne County CMHSP   | 82          | Wayne       | TANF       |              | 200210                  | 0.947300         |
| SA         | 1705233     | Genesee County CMHSP         | 25          | Genesee     | DAB        |              | 200210                  | 0.969200         |
| SA         | 1705233     | Genesee County CMHSP         | 25          | Genesee     | TANF       |              | 200210                  | 0.895600         |
| SA         | 1712229     | Jackson-Hillsdale CMHA       | 30          | Hillsdale   | DAB        |              | 200210                  | 0.671200         |
| SA         | 1712229     | Jackson-Hillsdale CMHA       | 30          | Hillsdale   | TANF       |              | 200210                  | 0.843700         |
| SA         | 1712229     | Jackson-Hillsdale CMHA       | 38          | Jackson     | DAB        |              | 200210                  | 0.671200         |
| SA         | 1712229     | Jackson-Hillsdale CMHA       | 38          | Jackson     | TANF       |              | 200210                  | 0.843700         |

MA Capitation Intensity Factors

27-Apr-2003 08:56

2003-05

Statewide Base Rate X Intensity Factor = Local Capitation Rate

| Population | Provider ID | Provider                       | County Code | County Name | Code Group | Code Group 2 | Effective Payment Month | Intensity Factor |
|------------|-------------|--------------------------------|-------------|-------------|------------|--------------|-------------------------|------------------|
| SA         | 3402136     | Kalamazoo County CMHSP         | 03          | Allegan     | DAB        |              | 200210                  | 0.763600         |
| SA         | 3402136     | Kalamazoo County CMHSP         | 03          | Allegan     | TANF       |              | 200210                  | 0.908100         |
| SA         | 3402136     | Kalamazoo County CMHSP         | 14          | Cass        | DAB        |              | 200210                  | 0.763600         |
| SA         | 3402136     | Kalamazoo County CMHSP         | 14          | Cass        | TANF       |              | 200210                  | 0.908100         |
| SA         | 3402136     | Kalamazoo County CMHSP         | 39          | Kalamazoo   | DAB        |              | 200210                  | 0.795300         |
| SA         | 3402136     | Kalamazoo County CMHSP         | 39          | Kalamazoo   | TANF       |              | 200210                  | 1.386400         |
| SA         | 3402136     | Kalamazoo County CMHSP         | 75          | St. Joseph  | DAB        |              | 200210                  | 0.795300         |
| SA         | 3402136     | Kalamazoo County CMHSP         | 75          | St. Joseph  | TANF       |              | 200210                  | 1.386400         |
| SA         | 1705430     | Kent County CMHSP              | 41          | Kent        | DAB        |              | 200210                  | 0.780100         |
| SA         | 1705430     | Kent County CMHSP              | 41          | Kent        | TANF       |              | 200210                  | 1.182500         |
| SA         | 1712452     | Lakeshore Affiliation          | 61          | Muskegon    | DAB        |              | 200210                  | 0.763600         |
| SA         | 1712452     | Lakeshore Affiliation          | 61          | Muskegon    | TANF       |              | 200210                  | 0.908100         |
| SA         | 1712452     | Lakeshore Affiliation          | 70          | Ottawa      | DAB        |              | 200210                  | 0.763600         |
| SA         | 1712452     | Lakeshore Affiliation          | 70          | Ottawa      | TANF       |              | 200210                  | 0.908100         |
| SA         | 3396315     | Macomb County CMHSP            | 50          | Macomb      | DAB        |              | 200210                  | 1.008900         |
| SA         | 3396315     | Macomb County CMHSP            | 50          | Macomb      | TANF       |              | 200210                  | 1.440600         |
| SA         | 1708001     | Mid-Michigan CMHSP Affiliation | 10          | Benzie      | DAB        |              | 200210                  | 0.607100         |
| SA         | 1708001     | Mid-Michigan CMHSP Affiliation | 10          | Benzie      | TANF       |              | 200210                  | 0.918600         |
| SA         | 1708001     | Mid-Michigan CMHSP Affiliation | 19          | Clinton     | DAB        |              | 200210                  | 0.671200         |
| SA         | 1708001     | Mid-Michigan CMHSP Affiliation | 19          | Clinton     | TANF       |              | 200210                  | 0.843700         |
| SA         | 1708001     | Mid-Michigan CMHSP Affiliation | 23          | Eaton       | DAB        |              | 200210                  | 0.671200         |
| SA         | 1708001     | Mid-Michigan CMHSP Affiliation | 23          | Eaton       | TANF       |              | 200210                  | 0.843700         |
| SA         | 1708001     | Mid-Michigan CMHSP Affiliation | 29          | Gratiot     | DAB        |              | 200210                  | 0.671200         |
| SA         | 1708001     | Mid-Michigan CMHSP Affiliation | 29          | Gratiot     | TANF       |              | 200210                  | 0.843700         |
| SA         | 1708001     | Mid-Michigan CMHSP Affiliation | 33          | Ingham      | DAB        |              | 200210                  | 0.671200         |
| SA         | 1708001     | Mid-Michigan CMHSP Affiliation | 33          | Ingham      | TANF       |              | 200210                  | 0.843700         |
| SA         | 1708001     | Mid-Michigan CMHSP Affiliation | 34          | Ionia       | DAB        |              | 200210                  | 0.780100         |
| SA         | 1708001     | Mid-Michigan CMHSP Affiliation | 34          | Ionia       | TANF       |              | 200210                  | 1.182500         |
| SA         | 1708001     | Mid-Michigan CMHSP Affiliation | 51          | Manistee    | DAB        |              | 200210                  | 0.607100         |
| SA         | 1708001     | Mid-Michigan CMHSP Affiliation | 51          | Manistee    | TANF       |              | 200210                  | 0.918600         |
| SA         | 1708001     | Mid-Michigan CMHSP Affiliation | 62          | Newaygo     | DAB        |              | 200210                  | 0.780100         |
| SA         | 1708001     | Mid-Michigan CMHSP Affiliation | 62          | Newaygo     | TANF       |              | 200210                  | 1.182500         |

MA Capitation Intensity Factors

27-Apr-2003 08:56

2003-05

Statewide Base Rate X Intensity Factor = Local Capitation Rate

| Population | Provider ID | Provider              | County Code | County Name    | Code Group | Code Group 2 | Effective Payment Month | Intensity Factor |
|------------|-------------|-----------------------|-------------|----------------|------------|--------------|-------------------------|------------------|
| SA         | 4476125     | Northern Affiliation  | 01          | Alcona         | DAB        |              | 200210                  | 0.607100         |
| SA         | 4476125     | Northern Affiliation  | 01          | Alcona         | TANF       |              | 200210                  | 0.918600         |
| SA         | 4476125     | Northern Affiliation  | 04          | Alpena         | DAB        |              | 200210                  | 0.607100         |
| SA         | 4476125     | Northern Affiliation  | 04          | Alpena         | TANF       |              | 200210                  | 0.918600         |
| SA         | 4476125     | Northern Affiliation  | 05          | Antrim         | DAB        |              | 200210                  | 0.607100         |
| SA         | 4476125     | Northern Affiliation  | 05          | Antrim         | TANF       |              | 200210                  | 0.918600         |
| SA         | 4476125     | Northern Affiliation  | 15          | Charlevoix     | DAB        |              | 200210                  | 0.607100         |
| SA         | 4476125     | Northern Affiliation  | 15          | Charlevoix     | TANF       |              | 200210                  | 0.918600         |
| SA         | 4476125     | Northern Affiliation  | 16          | Cheboygan      | DAB        |              | 200210                  | 0.607100         |
| SA         | 4476125     | Northern Affiliation  | 16          | Cheboygan      | TANF       |              | 200210                  | 0.918600         |
| SA         | 4476125     | Northern Affiliation  | 24          | Emmet          | DAB        |              | 200210                  | 0.607100         |
| SA         | 4476125     | Northern Affiliation  | 24          | Emmet          | TANF       |              | 200210                  | 0.918600         |
| SA         | 4476125     | Northern Affiliation  | 35          | Iosco          | DAB        |              | 200210                  | 0.607100         |
| SA         | 4476125     | Northern Affiliation  | 35          | Iosco          | TANF       |              | 200210                  | 0.918600         |
| SA         | 4476125     | Northern Affiliation  | 40          | Kalkaska       | DAB        |              | 200210                  | 0.607100         |
| SA         | 4476125     | Northern Affiliation  | 40          | Kalkaska       | TANF       |              | 200210                  | 0.918600         |
| SA         | 4476125     | Northern Affiliation  | 60          | Montmorency    | DAB        |              | 200210                  | 0.607100         |
| SA         | 4476125     | Northern Affiliation  | 60          | Montmorency    | TANF       |              | 200210                  | 0.918600         |
| SA         | 4476125     | Northern Affiliation  | 65          | Ogemaw         | DAB        |              | 200210                  | 0.607100         |
| SA         | 4476125     | Northern Affiliation  | 65          | Ogemaw         | TANF       |              | 200210                  | 0.918600         |
| SA         | 4476125     | Northern Affiliation  | 68          | Oscoda         | DAB        |              | 200210                  | 0.607100         |
| SA         | 4476125     | Northern Affiliation  | 68          | Oscoda         | TANF       |              | 200210                  | 0.918600         |
| SA         | 4476125     | Northern Affiliation  | 69          | Otsego         | DAB        |              | 200210                  | 0.607100         |
| SA         | 4476125     | Northern Affiliation  | 69          | Otsego         | TANF       |              | 200210                  | 0.918600         |
| SA         | 4476125     | Northern Affiliation  | 71          | Presque Isle   | DAB        |              | 200210                  | 0.607100         |
| SA         | 4476125     | Northern Affiliation  | 71          | Presque Isle   | TANF       |              | 200210                  | 0.918600         |
| SA         | 1707158     | Northwest Affiliation | 20          | Crawford       | DAB        |              | 200210                  | 0.607100         |
| SA         | 1707158     | Northwest Affiliation | 20          | Crawford       | TANF       |              | 200210                  | 0.918600         |
| SA         | 1707158     | Northwest Affiliation | 28          | Grand Traverse | DAB        |              | 200210                  | 0.607100         |
| SA         | 1707158     | Northwest Affiliation | 28          | Grand Traverse | TANF       |              | 200210                  | 0.918600         |
| SA         | 1707158     | Northwest Affiliation | 43          | Lake           | DAB        |              | 200210                  | 0.607100         |
| SA         | 1707158     | Northwest Affiliation | 43          | Lake           | TANF       |              | 200210                  | 0.918600         |



MA Capitation Intensity Factors

27-Apr-2003 08:56

2003-05

Statewide Base Rate X Intensity Factor = Local Capitation Rate

| Population | Provider ID | Provider              | County Code | County Name | Code Group | Code Group 2 | Effective Payment Month | Intensity Factor |
|------------|-------------|-----------------------|-------------|-------------|------------|--------------|-------------------------|------------------|
| SA         | 1707158     | Northwest Affiliation | 45          | Leelanau    | DAB        |              | 200210                  | 0.607100         |
| SA         | 1707158     | Northwest Affiliation | 45          | Leelanau    | TANF       |              | 200210                  | 0.918600         |
| SA         | 1707158     | Northwest Affiliation | 53          | Mason       | DAB        |              | 200210                  | 0.607100         |
| SA         | 1707158     | Northwest Affiliation | 53          | Mason       | TANF       |              | 200210                  | 0.918600         |
| SA         | 1707158     | Northwest Affiliation | 57          | Missaukee   | DAB        |              | 200210                  | 0.607100         |
| SA         | 1707158     | Northwest Affiliation | 57          | Missaukee   | TANF       |              | 200210                  | 0.918600         |
| SA         | 1707158     | Northwest Affiliation | 64          | Oceana      | DAB        |              | 200210                  | 0.607100         |
| SA         | 1707158     | Northwest Affiliation | 64          | Oceana      | TANF       |              | 200210                  | 0.918600         |
| SA         | 1707158     | Northwest Affiliation | 72          | Roscommon   | DAB        |              | 200210                  | 0.607100         |
| SA         | 1707158     | Northwest Affiliation | 72          | Roscommon   | TANF       |              | 200210                  | 0.918600         |
| SA         | 1707158     | Northwest Affiliation | 83          | Wexford     | DAB        |              | 200210                  | 0.607100         |
| SA         | 1707158     | Northwest Affiliation | 83          | Wexford     | TANF       |              | 200210                  | 0.918600         |
| SA         | 1705289     | Oakland County CMHA   | 63          | Oakland     | DAB        |              | 200210                  | 0.995500         |
| SA         | 1705289     | Oakland County CMHA   | 63          | Oakland     | TANF       |              | 200210                  | 1.335900         |
| SA         | 1724945     | Pathways CMHA         | 02          | Alger       | DAB        |              | 200210                  | 0.618600         |
| SA         | 1724945     | Pathways CMHA         | 02          | Alger       | TANF       |              | 200210                  | 1.018600         |
| SA         | 1724945     | Pathways CMHA         | 07          | Baraga      | DAB        |              | 200210                  | 0.800800         |
| SA         | 1724945     | Pathways CMHA         | 07          | Baraga      | TANF       |              | 200210                  | 1.707500         |
| SA         | 1724945     | Pathways CMHA         | 17          | Chippewa    | DAB        |              | 200210                  | 0.618600         |
| SA         | 1724945     | Pathways CMHA         | 17          | Chippewa    | TANF       |              | 200210                  | 1.018600         |
| SA         | 1724945     | Pathways CMHA         | 21          | Delta       | DAB        |              | 200210                  | 0.618600         |
| SA         | 1724945     | Pathways CMHA         | 21          | Delta       | TANF       |              | 200210                  | 1.018600         |
| SA         | 1724945     | Pathways CMHA         | 22          | Dickinson   | DAB        |              | 200210                  | 0.800800         |
| SA         | 1724945     | Pathways CMHA         | 22          | Dickinson   | TANF       |              | 200210                  | 1.707500         |
| SA         | 1724945     | Pathways CMHA         | 27          | Gogebic     | DAB        |              | 200210                  | 0.800800         |
| SA         | 1724945     | Pathways CMHA         | 27          | Gogebic     | TANF       |              | 200210                  | 1.707500         |
| SA         | 1724945     | Pathways CMHA         | 31          | Houghton    | DAB        |              | 200210                  | 0.800800         |
| SA         | 1724945     | Pathways CMHA         | 31          | Houghton    | TANF       |              | 200210                  | 1.707500         |
| SA         | 1724945     | Pathways CMHA         | 36          | Iron        | DAB        |              | 200210                  | 0.800800         |
| SA         | 1724945     | Pathways CMHA         | 36          | Iron        | TANF       |              | 200210                  | 1.707500         |
| SA         | 1724945     | Pathways CMHA         | 42          | Keweenaw    | DAB        |              | 200210                  | 0.800800         |
| SA         | 1724945     | Pathways CMHA         | 42          | Keweenaw    | TANF       |              | 200210                  | 1.707500         |
| SA         | 1724945     | Pathways CMHA         | 48          | Luce        | DAB        |              | 200210                  | 0.618600         |
| SA         | 1724945     | Pathways CMHA         | 48          | Luce        | TANF       |              | 200210                  | 1.018600         |
| SA         | 1724945     | Pathways CMHA         | 49          | Mackinac    | DAB        |              | 200210                  | 0.618600         |
| SA         | 1724945     | Pathways CMHA         | 49          | Mackinac    | TANF       |              | 200210                  | 1.018600         |
| SA         | 1724945     | Pathways CMHA         | 52          | Marquette   | DAB        |              | 200210                  | 0.618600         |

MA Capitation Intensity Factors

27-Apr-2003 08:56

2003-05

Statewide Base Rate X Intensity Factor = Local Capitation Rate

| Population | Provider ID | Provider                     | County Code | County Name | Code Group | Code Group 2 | Effective Payment Month | Intensity Factor |
|------------|-------------|------------------------------|-------------|-------------|------------|--------------|-------------------------|------------------|
| SA         | 1724945     | Pathways CMHA                | 52          | Marquette   | TANF       |              | 200210                  | 1.018600         |
| SA         | 1724945     | Pathways CMHA                | 55          | Menominee   | DAB        |              | 200210                  | 0.618600         |
| SA         | 1724945     | Pathways CMHA                | 55          | Menominee   | TANF       |              | 200210                  | 1.018600         |
| SA         | 1724945     | Pathways CMHA                | 66          | Ontonagon   | DAB        |              | 200210                  | 0.800800         |
| SA         | 1724945     | Pathways CMHA                | 66          | Ontonagon   | TANF       |              | 200210                  | 1.707500         |
| SA         | 1724945     | Pathways CMHA                | 77          | Schoolcraft | DAB        |              | 200210                  | 0.618600         |
| SA         | 1724945     | Pathways CMHA                | 77          | Schoolcraft | TANF       |              | 200210                  | 1.018600         |
| SA         | 1712541     | Saginaw County CMHA          | 73          | Saginaw     | DAB        |              | 200210                  | 1.524600         |
| SA         | 1712541     | Saginaw County CMHA          | 73          | Saginaw     | TANF       |              | 200210                  | 0.944400         |
| SA         | 1708164     | Thumb Mental Health Alliance | 44          | Lapeer      | DAB        |              | 200210                  | 0.632900         |
| SA         | 1708164     | Thumb Mental Health Alliance | 44          | Lapeer      | TANF       |              | 200210                  | 0.852600         |
| SA         | 1708164     | Thumb Mental Health Alliance | 74          | St. Clair   | DAB        |              | 200210                  | 0.632900         |
| SA         | 1708164     | Thumb Mental Health Alliance | 74          | St. Clair   | TANF       |              | 200210                  | 0.852600         |
| SA         | 1708164     | Thumb Mental Health Alliance | 76          | Sanilac     | DAB        |              | 200210                  | 0.632900         |
| SA         | 1708164     | Thumb Mental Health Alliance | 76          | Sanilac     | TANF       |              | 200210                  | 0.852600         |
| SA         | 2920843     | Venture Behavioral Health    | 08          | Barry       | DAB        |              | 200210                  | 0.795300         |
| SA         | 2920843     | Venture Behavioral Health    | 08          | Barry       | TANF       |              | 200210                  | 1.386400         |
| SA         | 2920843     | Venture Behavioral Health    | 11          | Berrien     | DAB        |              | 200210                  | 0.763600         |
| SA         | 2920843     | Venture Behavioral Health    | 11          | Berrien     | TANF       |              | 200210                  | 0.908100         |
| SA         | 2920843     | Venture Behavioral Health    | 12          | Branch      | DAB        |              | 200210                  | 0.795300         |
| SA         | 2920843     | Venture Behavioral Health    | 12          | Branch      | TANF       |              | 200210                  | 1.386400         |
| SA         | 2920843     | Venture Behavioral Health    | 13          | Calhoun     | DAB        |              | 200210                  | 0.671200         |
| SA         | 2920843     | Venture Behavioral Health    | 13          | Calhoun     | TANF       |              | 200210                  | 0.843700         |
| SA         | 2920843     | Venture Behavioral Health    | 80          | Van Buren   | DAB        |              | 200210                  | 0.763600         |
| SA         | 2920843     | Venture Behavioral Health    | 80          | Van Buren   | TANF       |              | 200210                  | 0.908100         |
| SA         | 1707176     | Washtenaw CHO                | 46          | Lenawee     | DAB        |              | 200210                  | 0.671200         |
| SA         | 1707176     | Washtenaw CHO                | 46          | Lenawee     | TANF       |              | 200210                  | 0.843700         |
| SA         | 1707176     | Washtenaw CHO                | 47          | Livingston  | DAB        |              | 200210                  | 0.991300         |
| SA         | 1707176     | Washtenaw CHO                | 47          | Livingston  | TANF       |              | 200210                  | 0.938500         |
| SA         | 1707176     | Washtenaw CHO                | 58          | Monroe      | DAB        |              | 200210                  | 1.132300         |
| SA         | 1707176     | Washtenaw CHO                | 58          | Monroe      | TANF       |              | 200210                  | 0.851000         |
| SA         | 1707176     | Washtenaw CHO                | 81          | Washtenaw   | DAB        |              | 200210                  | 0.991300         |
| SA         | 1707176     | Washtenaw CHO                | 81          | Washtenaw   | TANF       |              | 200210                  | 0.938500         |

# Michigan Medicaid - Trends

## Mental Health and Substance Abuse Capitation Trends

**May 2003**

Summary of the Michigan Medicaid capitation data. Including breakdown of covered lives and revenue by agency providing services and by county.

*This supplemental section is based on the cummulative values as of the date shown above. This includes the initial values reported and all subsequent adjustments associated with each month. This data in this supplement will be updated as additional data becomes available.*

*Retroactively eligible clients are paid for through an adjustment in the capitation rate paid for current eligibles. Therefore, while additional enrollees are expected for this month, the revenue figures will not change.*

*This data does not include any gross adjustments made to the revenue stream. Only revenues paid out through the captiation system are shown.*

**MA Trends - Population and Revenue - Summary**

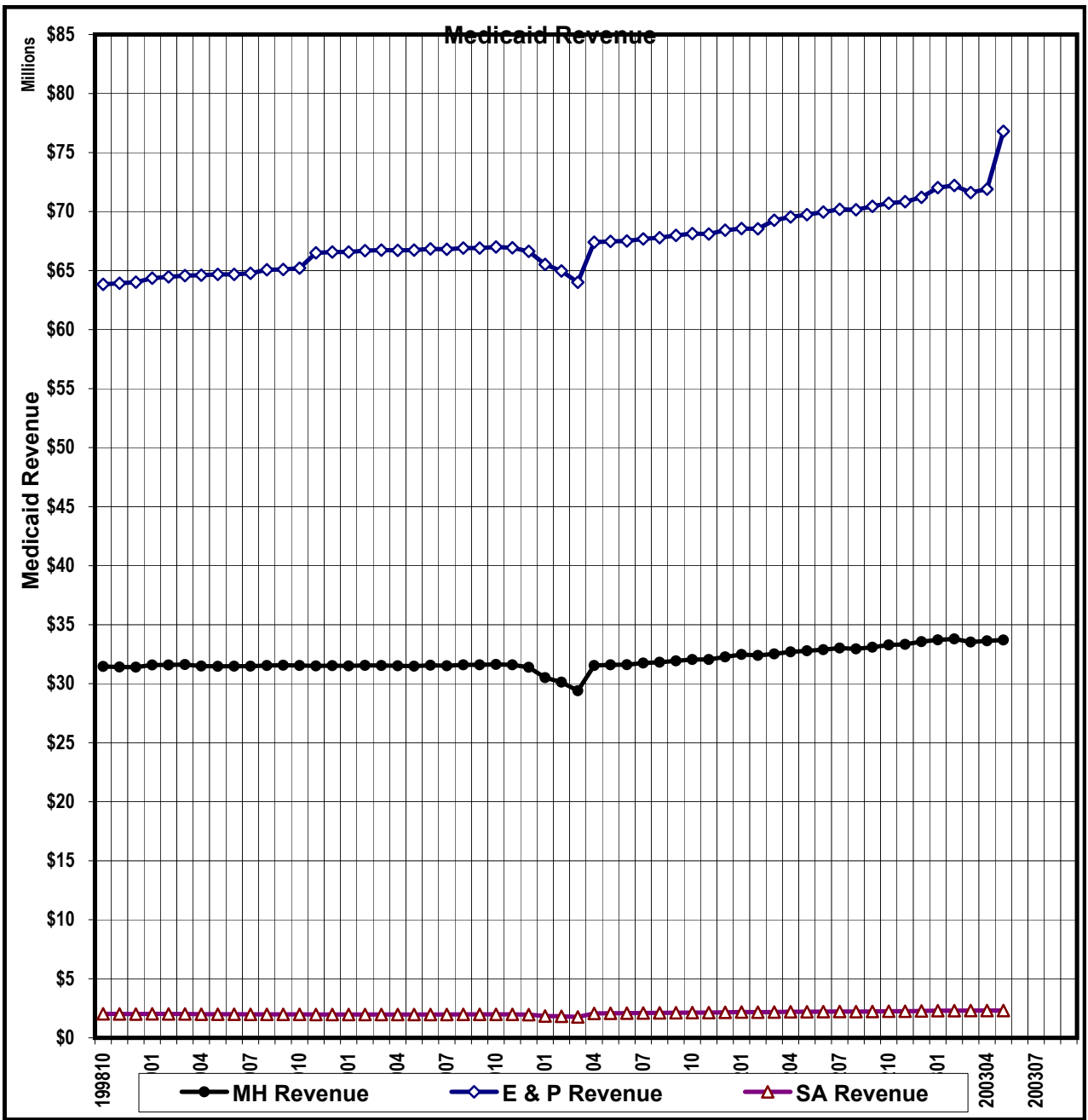
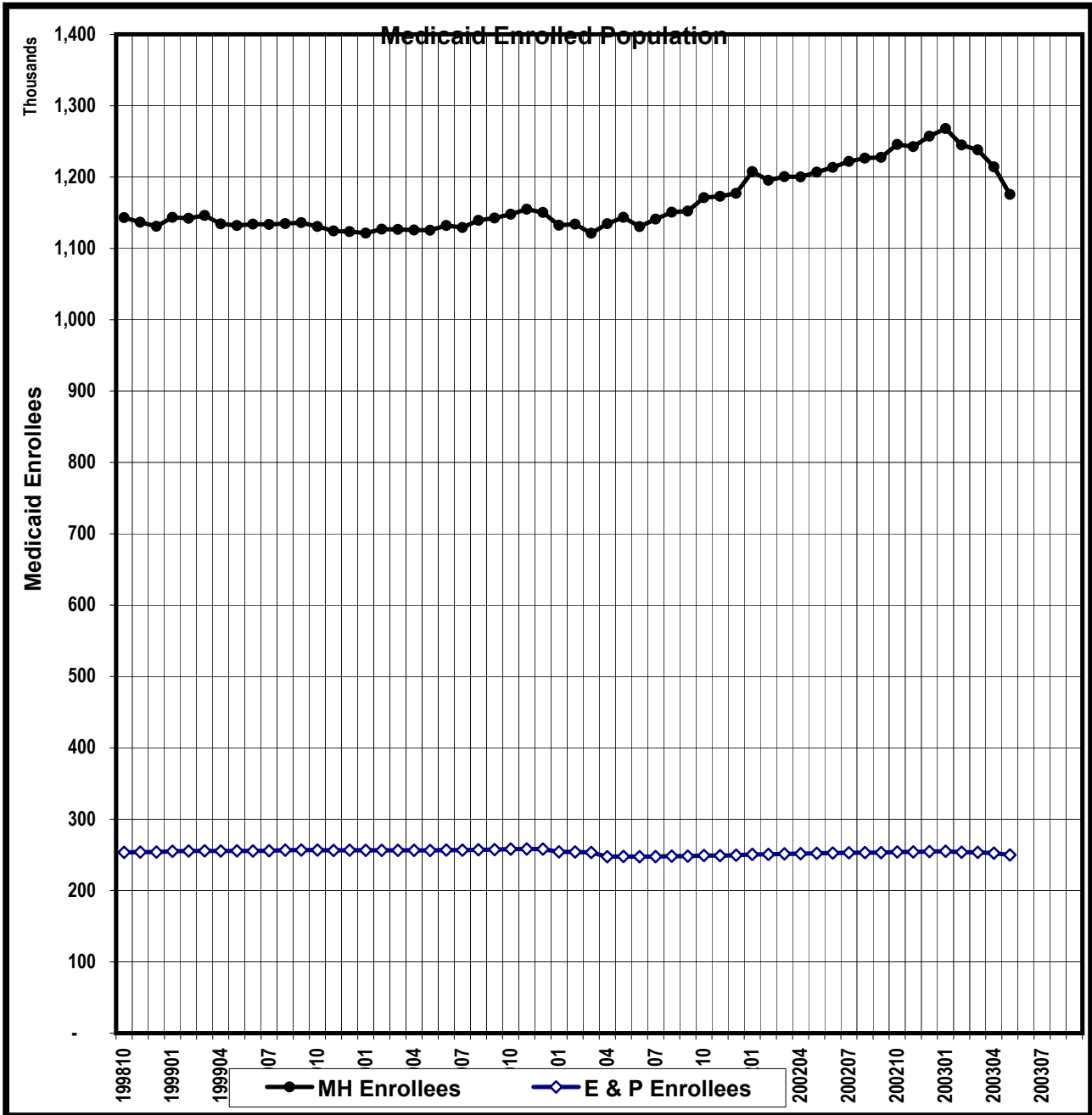
**2003-05**

Note: Population trends for the most recent 3-4 months will always show an apparent decline due to retroactive eligibility.

| Month  | MH Enrollees | MH Revenue    | E & P Enrollees | E & P Revenue | SA Revenue   |
|--------|--------------|---------------|-----------------|---------------|--------------|
| 199810 | 1,143,027    | \$ 31,457,640 | 253,537         | \$ 63,836,491 | \$ 2,030,786 |
| 199811 | 1,136,621    | \$ 31,412,671 | 253,796         | \$ 63,926,440 | \$ 2,019,892 |
| 199812 | 1,130,963    | \$ 31,400,114 | 253,915         | \$ 64,021,059 | \$ 2,015,525 |
| 199901 | 1,143,500    | \$ 31,586,896 | 255,024         | \$ 64,355,526 | \$ 2,028,833 |
| 199902 | 1,142,177    | \$ 31,590,082 | 255,325         | \$ 64,463,586 | \$ 2,024,699 |
| 199903 | 1,146,202    | \$ 31,627,119 | 255,637         | \$ 64,572,198 | \$ 2,024,368 |
| 199904 | 1,134,415    | \$ 31,491,008 | 255,376         | \$ 64,608,307 | \$ 2,002,284 |
| 199905 | 1,131,982    | \$ 31,474,523 | 255,482         | \$ 64,681,483 | \$ 1,995,247 |
| 199906 | 1,134,041    | \$ 31,483,233 | 255,388         | \$ 64,681,797 | \$ 1,994,356 |
| 199907 | 1,133,635    | \$ 31,487,304 | 255,790         | \$ 64,775,170 | \$ 1,989,914 |
| 199908 | 1,134,716    | \$ 31,545,081 | 256,455         | \$ 65,075,538 | \$ 1,990,223 |
| 199909 | 1,136,123    | \$ 31,564,037 | 256,623         | \$ 65,098,508 | \$ 1,988,575 |
| 199910 | 1,130,764    | \$ 31,537,589 | 256,728         | \$ 65,211,136 | \$ 1,982,225 |
| 199911 | 1,124,408    | \$ 31,511,846 | 256,150         | \$ 66,502,525 | \$ 1,974,053 |
| 199912 | 1,123,511    | \$ 31,535,241 | 256,473         | \$ 66,570,164 | \$ 1,974,780 |
| 200001 | 1,121,452    | \$ 31,505,700 | 256,261         | \$ 66,575,875 | \$ 1,971,584 |
| 200002 | 1,126,901    | \$ 31,555,924 | 256,304         | \$ 66,691,219 | \$ 1,979,177 |
| 200003 | 1,126,615    | \$ 31,544,593 | 256,378         | \$ 66,733,995 | \$ 1,977,427 |
| 200004 | 1,125,727    | \$ 31,513,201 | 256,323         | \$ 66,712,536 | \$ 1,975,328 |
| 200005 | 1,125,395    | \$ 31,488,133 | 256,185         | \$ 66,730,038 | \$ 1,971,428 |
| 200006 | 1,131,977    | \$ 31,561,560 | 256,641         | \$ 66,834,058 | \$ 1,979,396 |
| 200007 | 1,129,199    | \$ 31,512,885 | 256,609         | \$ 66,803,600 | \$ 1,975,806 |
| 200008 | 1,139,348    | \$ 31,601,747 | 257,165         | \$ 66,905,273 | \$ 1,985,148 |
| 200009 | 1,142,525    | \$ 31,600,134 | 257,193         | \$ 66,904,456 | \$ 1,986,311 |
| 200010 | 1,147,903    | \$ 31,637,579 | 257,987         | \$ 67,001,676 | \$ 1,988,693 |
| 200011 | 1,154,950    | \$ 31,601,515 | 258,263         | \$ 66,924,682 | \$ 1,986,184 |
| 200012 | 1,150,354    | \$ 31,393,323 | 258,099         | \$ 66,626,337 | \$ 1,965,555 |
| 200101 | 1,132,481    | \$ 30,512,041 | 254,233         | \$ 65,526,062 | \$ 1,852,003 |
| 200102 | 1,134,042    | \$ 30,136,135 | 253,983         | \$ 64,970,766 | \$ 1,824,858 |
| 200103 | 1,121,267    | \$ 29,409,309 | 253,355         | \$ 64,001,783 | \$ 1,764,149 |

| Month  | MH Enrollees | MH Revenue    | E & P Enrollees | E & P Revenue | SA Revenue   |
|--------|--------------|---------------|-----------------|---------------|--------------|
| 200104 | 1,134,595    | \$ 31,546,096 | 247,407         | \$ 67,403,470 | \$ 2,072,321 |
| 200105 | 1,143,560    | \$ 31,602,622 | 247,799         | \$ 67,470,254 | \$ 2,079,018 |
| 200106 | 1,130,469    | \$ 31,615,495 | 247,319         | \$ 67,505,463 | \$ 2,088,232 |
| 200107 | 1,140,990    | \$ 31,753,266 | 247,604         | \$ 67,677,165 | \$ 2,104,406 |
| 200108 | 1,150,645    | \$ 31,816,007 | 248,150         | \$ 67,790,791 | \$ 2,112,778 |
| 200109 | 1,152,174    | \$ 31,935,412 | 248,109         | \$ 67,981,734 | \$ 2,126,153 |
| 200110 | 1,171,082    | \$ 32,048,534 | 249,032         | \$ 68,135,932 | \$ 2,138,970 |
| 200111 | 1,173,007    | \$ 32,053,740 | 248,944         | \$ 68,100,980 | \$ 2,140,373 |
| 200112 | 1,177,219    | \$ 32,264,480 | 249,564         | \$ 68,423,354 | \$ 2,158,326 |
| 200201 | 1,207,663    | \$ 32,472,191 | 250,647         | \$ 68,563,180 | \$ 2,183,057 |
| 200202 | 1,195,375    | \$ 32,396,232 | 250,616         | \$ 68,534,567 | \$ 2,176,456 |
| 200203 | 1,200,600    | \$ 32,520,468 | 251,363         | \$ 69,262,287 | \$ 2,188,020 |
| 200204 | 1,200,265    | \$ 32,696,604 | 251,578         | \$ 69,545,377 | \$ 2,203,270 |
| 200205 | 1,206,842    | \$ 32,789,188 | 252,092         | \$ 69,741,541 | \$ 2,210,462 |
| 200206 | 1,213,600    | \$ 32,885,436 | 252,601         | \$ 69,960,427 | \$ 2,215,763 |
| 200207 | 1,221,932    | \$ 33,019,359 | 252,912         | \$ 70,187,221 | \$ 2,226,860 |
| 200208 | 1,226,494    | \$ 32,955,808 | 253,059         | \$ 70,153,853 | \$ 2,222,439 |
| 200209 | 1,227,640    | \$ 33,088,182 | 253,146         | \$ 70,446,289 | \$ 2,231,448 |
| 200210 | 1,245,734    | \$ 33,281,226 | 254,091         | \$ 70,710,473 | \$ 2,250,332 |
| 200211 | 1,242,547    | \$ 33,330,892 | 254,061         | \$ 70,833,434 | \$ 2,253,554 |
| 200212 | 1,257,189    | \$ 33,558,732 | 254,582         | \$ 71,203,846 | \$ 2,276,177 |
| 200301 | 1,267,879    | \$ 33,710,726 | 255,018         | \$ 72,021,050 | \$ 2,293,515 |
| 200302 | 1,244,875    | \$ 33,794,813 | 253,745         | \$ 72,209,080 | \$ 2,303,417 |
| 200303 | 1,238,099    | \$ 33,529,461 | 253,445         | \$ 71,614,529 | \$ 2,309,682 |
| 200304 | 1,214,186    | \$ 33,627,848 | 252,317         | \$ 71,903,841 | \$ 2,311,296 |
| 200305 | 1,175,710    | \$ 33,707,248 | 249,777         | \$ 76,797,988 | \$ 2,316,405 |
| 200306 | -            | \$ -          | -               | \$ -          | \$ -         |
| 200307 | -            | \$ -          | -               | \$ -          | \$ -         |
| 200308 | -            | \$ -          | -               | \$ -          | \$ -         |
| 200309 | -            | \$ -          | -               | \$ -          | \$ -         |

2003-05



MA Trends - Population - Program Code

27-Apr-2003 08:56

2003-05

MA Capitation DMB Report: 71a2 - Pop - Program Code by PaymentMonth

|       |        | Program Code |       |         |         |     |       |         |        |         |     |        |        |   |
|-------|--------|--------------|-------|---------|---------|-----|-------|---------|--------|---------|-----|--------|--------|---|
| Month |        | A            | B     | C       | E       | I   | J     | L       | M      | N       | O   | P      | Q      | R |
| 1     | 199810 | 22,070       | 1,730 | 302,130 | 192,228 | 250 | 470   | 230,969 | 62,048 | 226,898 | 301 | 61,309 | 42,620 | 4 |
| 2     | 199811 | 22,046       | 1,731 | 291,371 | 193,275 | 242 | 478   | 234,932 | 62,222 | 227,291 | 295 | 60,521 | 42,213 | 4 |
| 3     | 199812 | 21,858       | 1,713 | 281,357 | 192,186 | 269 | 495   | 237,474 | 62,723 | 228,452 | 311 | 61,729 | 42,394 | 2 |
| 4     | 199901 | 21,849       | 1,704 | 283,705 | 192,447 | 308 | 525   | 245,178 | 63,630 | 228,683 | 305 | 62,577 | 42,587 | 2 |
| 5     | 199902 | 21,853       | 1,724 | 277,887 | 193,736 | 315 | 538   | 250,903 | 63,418 | 227,544 | 282 | 61,589 | 42,387 | 1 |
| 6     | 199903 | 21,751       | 1,721 | 274,974 | 193,700 | 296 | 563   | 258,791 | 63,755 | 226,246 | 274 | 61,937 | 42,193 | 1 |
| 7     | 199904 | 21,686       | 1,711 | 262,041 | 193,781 | 268 | 592   | 262,749 | 63,485 | 224,607 | 267 | 61,595 | 41,632 | 1 |
| 8     | 199905 | 21,654       | 1,711 | 256,582 | 194,235 | 276 | 592   | 267,836 | 63,298 | 222,748 | 266 | 61,247 | 41,537 |   |
| 9     | 199906 | 21,604       | 1,715 | 250,283 | 194,230 | 285 | 658   | 273,758 | 63,544 | 224,961 | 269 | 61,158 | 41,576 |   |
| 10    | 199907 | 21,534       | 1,703 | 243,349 | 193,857 | 350 | 766   | 278,542 | 64,020 | 225,549 | 282 | 61,933 | 41,750 |   |
| 11    | 199908 | 21,629       | 1,702 | 240,962 | 194,660 | 378 | 856   | 283,174 | 64,181 | 223,506 | 274 | 61,795 | 41,599 |   |
| 12    | 199909 | 21,581       | 1,697 | 237,417 | 194,257 | 387 | 996   | 287,546 | 64,651 | 223,247 | 271 | 62,366 | 41,707 |   |
| 13    | 199910 | 21,601       | 1,697 | 228,785 | 193,963 | 356 | 1,015 | 289,193 | 65,028 | 224,443 | 259 | 62,765 | 41,658 | 1 |
| 14    | 199911 | 21,516       | 1,689 | 223,728 | 193,336 | 308 | 1,047 | 290,225 | 64,742 | 223,229 | 251 | 62,814 | 41,522 | 1 |
| 15    | 199912 | 21,297       | 1,662 | 221,625 | 191,587 | 319 | 1,083 | 290,749 | 64,898 | 223,338 | 270 | 64,886 | 41,796 | 1 |
| 16    | 200001 | 21,199       | 1,662 | 215,275 | 191,041 | 293 | 1,080 | 292,688 | 65,225 | 225,619 | 278 | 65,224 | 41,867 | 1 |
| 17    | 200002 | 21,103       | 1,658 | 215,446 | 191,330 | 274 | 1,096 | 296,367 | 65,243 | 227,183 | 283 | 64,978 | 41,939 | 1 |
| 18    | 200003 | 20,944       | 1,650 | 209,885 | 190,861 | 249 | 1,006 | 298,902 | 65,017 | 230,101 | 273 | 65,521 | 42,205 | 1 |
| 19    | 200004 | 20,861       | 1,646 | 206,889 | 190,966 | 232 | 979   | 300,749 | 64,783 | 230,802 | 259 | 65,363 | 42,197 | 1 |
| 20    | 200005 | 20,957       | 1,641 | 201,321 | 191,688 | 232 | 947   | 303,623 | 64,633 | 233,149 | 265 | 64,505 | 42,433 | 1 |
| 21    | 200006 | 20,889       | 1,638 | 197,494 | 191,207 | 261 | 959   | 307,255 | 65,092 | 238,619 | 269 | 65,444 | 42,849 | 1 |
| 22    | 200007 | 20,850       | 1,633 | 192,224 | 191,563 | 273 | 933   | 308,728 | 65,094 | 239,673 | 266 | 65,057 | 42,904 | 1 |
| 23    | 200008 | 20,831       | 1,626 | 191,758 | 191,670 | 293 | 941   | 316,187 | 65,501 | 241,484 | 274 | 65,508 | 43,274 | 1 |
| 24    | 200009 | 20,743       | 1,612 | 188,922 | 190,618 | 290 | 1,010 | 321,451 | 65,709 | 241,749 | 291 | 66,590 | 43,540 |   |
| 25    | 200010 | 20,770       | 1,621 | 188,358 | 191,455 | 305 | 985   | 327,583 | 65,735 | 240,690 | 280 | 66,548 | 43,573 |   |
| 26    | 200011 | 20,699       | 1,622 | 187,469 | 191,134 | 317 | 916   | 334,947 | 65,826 | 240,981 | 271 | 67,144 | 43,623 | 1 |
| 27    | 200012 | 20,664       | 1,608 | 184,535 | 190,916 | 265 | 864   | 338,431 | 65,469 | 236,648 | 268 | 67,202 | 43,484 |   |
| 28    | 200101 | 20,648       | 1,602 | 190,786 | 190,779 | 300 | 753   | 350,025 | 64,595 | 208,328 | 238 | 63,476 | 40,951 |   |
| 29    | 200102 | 20,852       | 1,615 | 190,526 | 192,479 | 275 | 709   | 353,163 | 63,891 | 207,698 | 236 | 61,532 | 41,064 | 2 |
| 30    | 200103 | 20,755       | 1,597 | 185,156 | 192,020 | 256 | 590   | 352,167 | 63,216 | 202,493 | 242 | 61,366 | 41,409 |   |
| 31    | 200104 | 20,723       | 1,598 | 193,992 | 192,810 | 87  | 121   | 360,805 | 56,562 | 211,195 | 226 | 54,637 | 41,839 |   |

MA Trends - Population - Program Code

27-Apr-2003 08:56

2003-05

MA Capitation DMB Report: 71a2 - Pop - Program Code by PaymentMonth

|       |        | Program Code |       |         |         |     |     |         |        |         |     |        |        |  |
|-------|--------|--------------|-------|---------|---------|-----|-----|---------|--------|---------|-----|--------|--------|--|
| Month | A      | B            | C     | E       | I       | J   | L   | M       | N      | O       | P   | Q      | R      |  |
| 32    | 200105 | 20,602       | 1,579 | 192,843 | 192,158 | 92  | 132 | 365,499 | 56,838 | 215,888 | 235 | 55,686 | 42,008 |  |
| 33    | 200106 | 20,501       | 1,581 | 182,587 | 191,843 | 89  | 125 | 364,293 | 56,421 | 215,224 | 228 | 55,529 | 42,048 |  |
| 34    | 200107 | 20,411       | 1,576 | 184,311 | 192,402 | 86  | 126 | 369,101 | 55,977 | 219,544 | 243 | 55,263 | 41,950 |  |
| 35    | 200108 | 20,346       | 1,566 | 185,727 | 192,367 | 110 | 122 | 373,587 | 56,390 | 222,279 | 274 | 55,858 | 42,019 |  |
| 36    | 200109 | 20,347       | 1,572 | 187,055 | 193,382 | 106 | 124 | 373,773 | 55,657 | 223,119 | 285 | 54,843 | 41,911 |  |
| 37    | 200110 | 20,329       | 1,575 | 191,951 | 193,515 | 76  | 128 | 380,107 | 56,403 | 228,959 | 313 | 55,695 | 42,031 |  |
| 38    | 200111 | 20,291       | 1,565 | 191,821 | 192,952 | 73  | 119 | 380,687 | 56,521 | 230,217 | 342 | 56,277 | 42,142 |  |
| 39    | 200112 | 20,072       | 1,556 | 197,188 | 191,997 | 75  | 110 | 381,572 | 56,393 | 227,901 | 376 | 57,567 | 42,412 |  |
| 40    | 200201 | 20,207       | 1,562 | 207,325 | 192,614 | 64  | 109 | 392,748 | 57,023 | 234,610 | 394 | 58,033 | 42,974 |  |
| 41    | 200202 | 20,117       | 1,554 | 202,812 | 192,717 | 57  | 103 | 387,210 | 56,106 | 233,272 | 409 | 57,899 | 43,119 |  |
| 42    | 200203 | 19,980       | 1,546 | 202,355 | 192,589 | 46  | 84  | 388,125 | 56,242 | 236,880 | 426 | 58,774 | 43,553 |  |
| 43    | 200204 | 19,841       | 1,550 | 198,756 | 193,029 | 39  | 63  | 388,382 | 55,745 | 240,161 | 441 | 58,549 | 43,709 |  |
| 44    | 200205 | 19,765       | 1,543 | 194,542 | 192,511 | 42  | 50  | 391,804 | 55,898 | 246,739 | 477 | 59,581 | 43,890 |  |
| 45    | 200206 | 19,703       | 1,538 | 187,314 | 192,792 | 40  | 49  | 396,931 | 55,813 | 255,013 | 509 | 59,809 | 44,089 |  |
| 46    | 200207 | 19,656       | 1,537 | 181,737 | 193,188 | 42  | 32  | 402,719 | 55,688 | 262,953 | 529 | 59,724 | 44,127 |  |
| 47    | 200208 | 19,567       | 1,536 | 177,265 | 192,696 | 33  | 31  | 407,354 | 55,843 | 267,083 | 547 | 60,363 | 44,176 |  |
| 48    | 200209 | 19,529       | 1,550 | 176,538 | 193,411 | 24  | 28  | 409,691 | 55,377 | 266,956 | 552 | 59,735 | 44,249 |  |
| 49    | 200210 | 19,495       | 1,547 | 180,872 | 193,350 | 27  | 23  | 416,095 | 56,146 | 272,187 | 586 | 60,741 | 44,665 |  |
| 50    | 200211 | 19,515       | 1,546 | 179,506 | 193,407 | 27  | 24  | 414,971 | 56,073 | 271,485 | 617 | 60,654 | 44,722 |  |
| 51    | 200212 | 19,337       | 1,516 | 186,583 | 192,165 | 29  | 23  | 419,172 | 56,354 | 274,069 | 654 | 62,417 | 44,870 |  |
| 52    | 200301 | 19,229       | 1,516 | 193,040 | 191,882 | 27  | 22  | 419,860 | 56,639 | 276,520 | 669 | 63,136 | 45,339 |  |
| 53    | 200302 | 19,373       | 1,531 | 191,186 | 193,711 | 25  | 20  | 407,929 | 54,743 | 270,475 | 661 | 60,034 | 45,187 |  |
| 54    | 200303 | 19,283       | 1,515 | 193,130 | 193,758 | 25  | 17  | 402,388 | 54,289 | 267,971 | 692 | 59,687 | 45,344 |  |
| 55    | 200304 | 19,221       | 1,508 | 189,428 | 193,431 | 16  | 19  | 383,837 | 52,965 | 269,380 | 679 | 58,886 | 44,816 |  |
| 56    | 200305 | 19,054       | 1,484 | 182,514 | 191,744 | 13  | 15  | 365,882 | 51,897 | 260,740 | 688 | 58,033 | 43,646 |  |
| 57    | 200306 |              |       |         |         |     |     |         |        |         |     |        |        |  |
| 58    | 200307 |              |       |         |         |     |     |         |        |         |     |        |        |  |
| 59    | 200308 |              |       |         |         |     |     |         |        |         |     |        |        |  |
| 60    | 200309 |              |       |         |         |     |     |         |        |         |     |        |        |  |

MA Trends - Revenue - Program Code

27-Apr-2003 08:56

2003-05

MA Capitation DMB Report: 72a2 - Rev - Program Code by PaymentMonth

| Program Code (Combined MH and DD Revenue) |        |            |            |              |               |          |          |              |            |              |           |               |              |       |
|---|--------|------------|------------|--------------|---------------|----------|----------|--------------|------------|--------------|-----------|---------------|--------------|-------|
| Month                                     | A      | B          | C          | E            | I             | J        | L        | M            | N          | O            | P         | Q             | R            |       |
| 1   | 199810 | \$ 341,589 | \$ 170,454 | \$ 1,678,825 | \$ 62,970,184 | \$ 1,476 | \$ 3,059 | \$ 1,236,864 | \$ 941,433 | \$ 1,458,066 | \$ 31,085 | \$ 24,401,893 | \$ 2,059,181 | \$ 22 |
| 2   | 199811 | \$ 341,220 | \$ 170,414 | \$ 1,617,106 | \$ 63,304,999 | \$ 1,469 | \$ 3,067 | \$ 1,256,736 | \$ 943,873 | \$ 1,456,847 | \$ 30,435 | \$ 24,176,195 | \$ 2,036,728 | \$ 22 |
| 3   | 199812 | \$ 338,152 | \$ 169,325 | \$ 1,562,245 | \$ 62,852,466 | \$ 1,659 | \$ 3,149 | \$ 1,268,807 | \$ 951,474 | \$ 1,465,617 | \$ 31,889 | \$ 24,734,267 | \$ 2,042,111 | \$ 11 |
| 4   | 199901 | \$ 337,921 | \$ 168,222 | \$ 1,577,822 | \$ 62,942,982 | \$ 1,898 | \$ 3,344 | \$ 1,310,332 | \$ 965,134 | \$ 1,469,038 | \$ 31,137 | \$ 25,078,166 | \$ 2,056,416 | \$ 11 |
| 5   | 199902 | \$ 337,903 | \$ 169,902 | \$ 1,544,439 | \$ 63,432,514 | \$ 1,937 | \$ 3,440 | \$ 1,341,066 | \$ 961,358 | \$ 1,462,275 | \$ 29,259 | \$ 24,724,126 | \$ 2,045,441 | \$ 7  |
| 6   | 199903 | \$ 336,312 | \$ 169,500 | \$ 1,527,652 | \$ 63,437,679 | \$ 1,848 | \$ 3,568 | \$ 1,383,622 | \$ 966,378 | \$ 1,456,764 | \$ 28,635 | \$ 24,854,114 | \$ 2,033,239 | \$ 7  |
| 7   | 199904 | \$ 335,399 | \$ 168,424 | \$ 1,453,327 | \$ 63,562,994 | \$ 1,686 | \$ 3,719 | \$ 1,402,147 | \$ 962,878 | \$ 1,441,217 | \$ 27,745 | \$ 24,740,891 | \$ 1,998,881 | \$ 7  |
| 8   | 199905 | \$ 334,993 | \$ 168,579 | \$ 1,420,719 | \$ 63,718,880 | \$ 1,707 | \$ 3,736 | \$ 1,428,769 | \$ 959,930 | \$ 1,431,105 | \$ 27,565 | \$ 24,667,511 | \$ 1,992,513 |       |
| 9   | 199906 | \$ 334,139 | \$ 169,360 | \$ 1,383,853 | \$ 63,785,623 | \$ 1,758 | \$ 4,198 | \$ 1,458,918 | \$ 963,821 | \$ 1,445,797 | \$ 28,226 | \$ 24,595,863 | \$ 1,993,473 |       |
| 10  | 199907 | \$ 332,537 | \$ 168,687 | \$ 1,344,145 | \$ 63,725,092 | \$ 2,223 | \$ 4,794 | \$ 1,481,970 | \$ 970,344 | \$ 1,448,569 | \$ 28,668 | \$ 24,755,188 | \$ 2,000,255 |       |
| 11  | 199908 | \$ 333,890 | \$ 168,487 | \$ 1,329,562 | \$ 64,028,176 | \$ 2,347 | \$ 5,403 | \$ 1,506,256 | \$ 972,380 | \$ 1,436,355 | \$ 28,022 | \$ 24,818,779 | \$ 1,990,963 |       |
| 12  | 199909 | \$ 333,006 | \$ 167,883 | \$ 1,307,676 | \$ 63,946,355 | \$ 2,424 | \$ 6,311 | \$ 1,529,247 | \$ 979,454 | \$ 1,436,158 | \$ 28,238 | \$ 24,933,493 | \$ 1,992,299 |       |
| 13  | 199910 | \$ 333,166 | \$ 168,034 | \$ 1,257,116 | \$ 63,953,087 | \$ 2,170 | \$ 6,497 | \$ 1,538,093 | \$ 985,376 | \$ 1,442,991 | \$ 26,983 | \$ 25,049,158 | \$ 1,986,050 | \$ 4  |
| 14  | 199911 | \$ 332,341 | \$ 167,321 | \$ 1,229,088 | \$ 64,852,089 | \$ 1,864 | \$ 6,763 | \$ 1,545,399 | \$ 983,095 | \$ 1,434,366 | \$ 25,770 | \$ 25,456,088 | \$ 1,980,182 | \$ 4  |
| 15  | 199912 | \$ 328,543 | \$ 164,774 | \$ 1,218,473 | \$ 64,229,125 | \$ 1,973 | \$ 6,986 | \$ 1,547,708 | \$ 985,931 | \$ 1,433,808 | \$ 27,335 | \$ 26,167,393 | \$ 1,993,351 | \$ 4  |
| 16  | 200001 | \$ 326,971 | \$ 164,351 | \$ 1,182,717 | \$ 64,037,604 | \$ 1,783 | \$ 6,967 | \$ 1,558,432 | \$ 990,285 | \$ 1,449,105 | \$ 27,796 | \$ 26,340,077 | \$ 1,995,484 | \$ 4  |
| 17  | 200002 | \$ 325,137 | \$ 163,352 | \$ 1,184,526 | \$ 64,228,421 | \$ 1,644 | \$ 7,056 | \$ 1,578,911 | \$ 990,556 | \$ 1,460,638 | \$ 28,105 | \$ 26,281,709 | \$ 1,997,082 | \$ 4  |
| 18  | 200003 | \$ 322,665 | \$ 163,104 | \$ 1,152,718 | \$ 64,133,077 | \$ 1,523 | \$ 6,513 | \$ 1,590,519 | \$ 986,578 | \$ 1,478,937 | \$ 26,925 | \$ 26,407,907 | \$ 2,008,118 | \$ 4  |
| 19  | 200004 | \$ 321,272 | \$ 163,445 | \$ 1,135,328 | \$ 64,182,689 | \$ 1,441 | \$ 6,401 | \$ 1,600,614 | \$ 982,666 | \$ 1,482,884 | \$ 25,793 | \$ 26,318,219 | \$ 2,004,982 | \$ 4  |
| 20  | 200005 | \$ 322,666 | \$ 162,945 | \$ 1,102,323 | \$ 64,428,937 | \$ 1,453 | \$ 6,177 | \$ 1,614,681 | \$ 980,033 | \$ 1,496,949 | \$ 25,592 | \$ 26,063,333 | \$ 2,013,077 | \$ 4  |
| 21  | 200006 | \$ 321,338 | \$ 162,779 | \$ 1,079,626 | \$ 64,306,569 | \$ 1,659 | \$ 6,246 | \$ 1,634,110 | \$ 986,761 | \$ 1,532,707 | \$ 26,559 | \$ 26,307,603 | \$ 2,029,658 | \$ 4  |
| 22  | 200007 | \$ 320,603 | \$ 161,952 | \$ 1,047,253 | \$ 64,396,264 | \$ 1,730 | \$ 6,099 | \$ 1,640,664 | \$ 986,569 | \$ 1,542,154 | \$ 26,486 | \$ 26,157,801 | \$ 2,028,904 | \$ 4  |
| 23  | 200008 | \$ 320,141 | \$ 160,712 | \$ 1,043,921 | \$ 64,417,781 | \$ 1,853 | \$ 6,122 | \$ 1,678,913 | \$ 992,428 | \$ 1,557,702 | \$ 27,715 | \$ 26,253,709 | \$ 2,046,018 | \$ 4  |
| 24  | 200009 | \$ 318,726 | \$ 159,125 | \$ 1,028,013 | \$ 64,018,026 | \$ 1,824 | \$ 6,549 | \$ 1,703,974 | \$ 995,144 | \$ 1,560,943 | \$ 29,312 | \$ 26,625,412 | \$ 2,057,542 |       |
| 25  | 200010 | \$ 318,821 | \$ 159,842 | \$ 1,024,346 | \$ 64,246,575 | \$ 1,918 | \$ 6,430 | \$ 1,726,964 | \$ 994,774 | \$ 1,556,397 | \$ 27,802 | \$ 26,516,957 | \$ 2,058,427 |       |
| 26  | 200011 | \$ 317,515 | \$ 159,640 | \$ 1,018,621 | \$ 64,143,163 | \$ 2,013 | \$ 5,938 | \$ 1,741,584 | \$ 994,264 | \$ 1,556,822 | \$ 27,070 | \$ 26,502,748 | \$ 2,056,810 | \$ 10 |
| 27  | 200012 | \$ 316,551 | \$ 157,407 | \$ 1,000,986 | \$ 63,798,180 | \$ 1,677 | \$ 5,580 | \$ 1,725,383 | \$ 985,991 | \$ 1,523,937 | \$ 27,048 | \$ 26,435,496 | \$ 2,041,423 |       |
| 28  | 200101 | \$ 315,809 | \$ 156,520 | \$ 1,032,847 | \$ 63,929,249 | \$ 1,881 | \$ 4,840 | \$ 1,742,425 | \$ 960,701 | \$ 1,262,226 | \$ 23,998 | \$ 24,711,406 | \$ 1,896,199 |       |
| 29  | 200102 | \$ 318,427 | \$ 157,328 | \$ 1,008,806 | \$ 64,236,521 | \$ 1,636 | \$ 4,452 | \$ 1,688,561 | \$ 934,118 | \$ 1,227,081 | \$ 23,365 | \$ 23,643,052 | \$ 1,863,553 | \$ 2  |
| 30  | 200103 | \$ 315,542 | \$ 155,407 | \$ 934,693   | \$ 63,772,104 | \$ 1,465 | \$ 3,512 | \$ 1,582,335 | \$ 900,138 | \$ 1,134,412 | \$ 23,138 | \$ 22,786,062 | \$ 1,802,283 |       |
| 31  | 200104 | \$ 361,082 | \$ 169,457 | \$ 1,079,991 | \$ 69,670,665 | \$ -     | \$ -     | \$ 1,848,867 | \$ 905,535 | \$ 1,318,174 | \$ 24,570 | \$ 21,608,017 | \$ 1,963,207 |       |



MA Trends - Revenue - Program Code

27-Apr-2003 08:56

2003-05

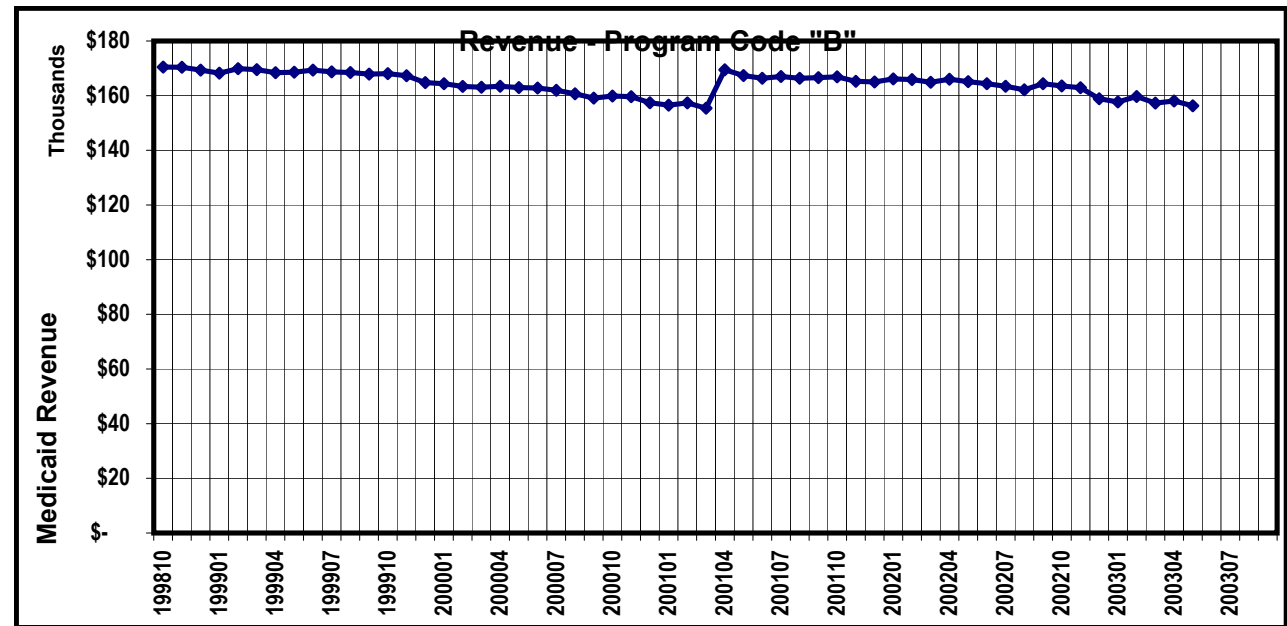
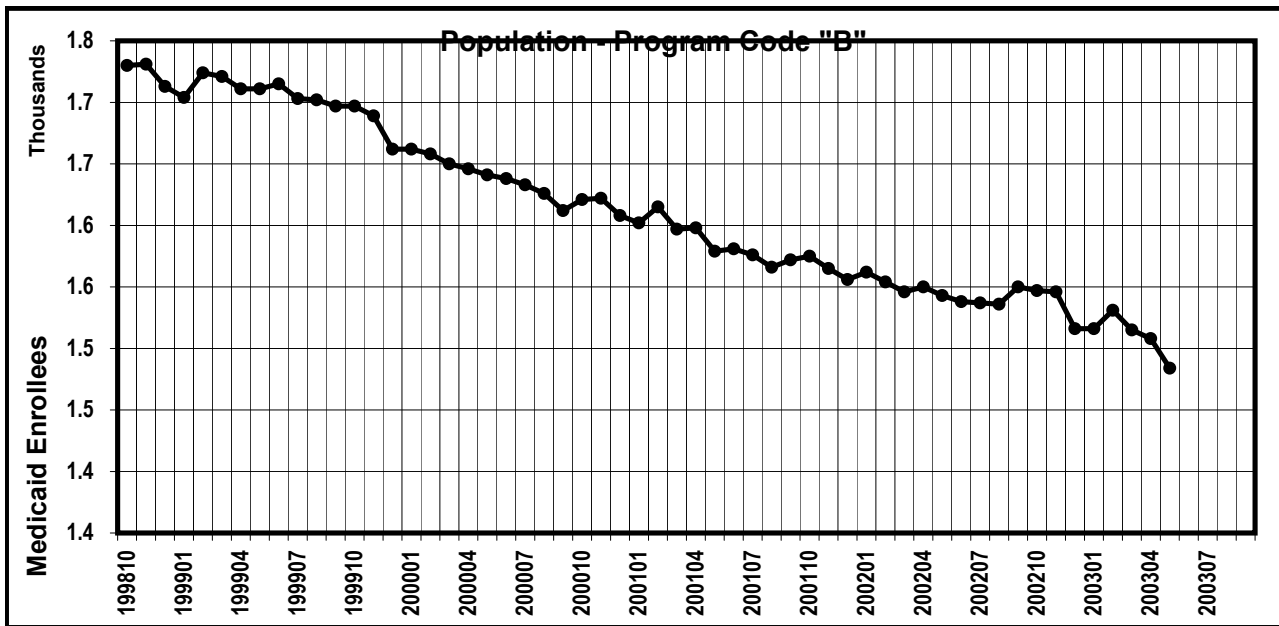
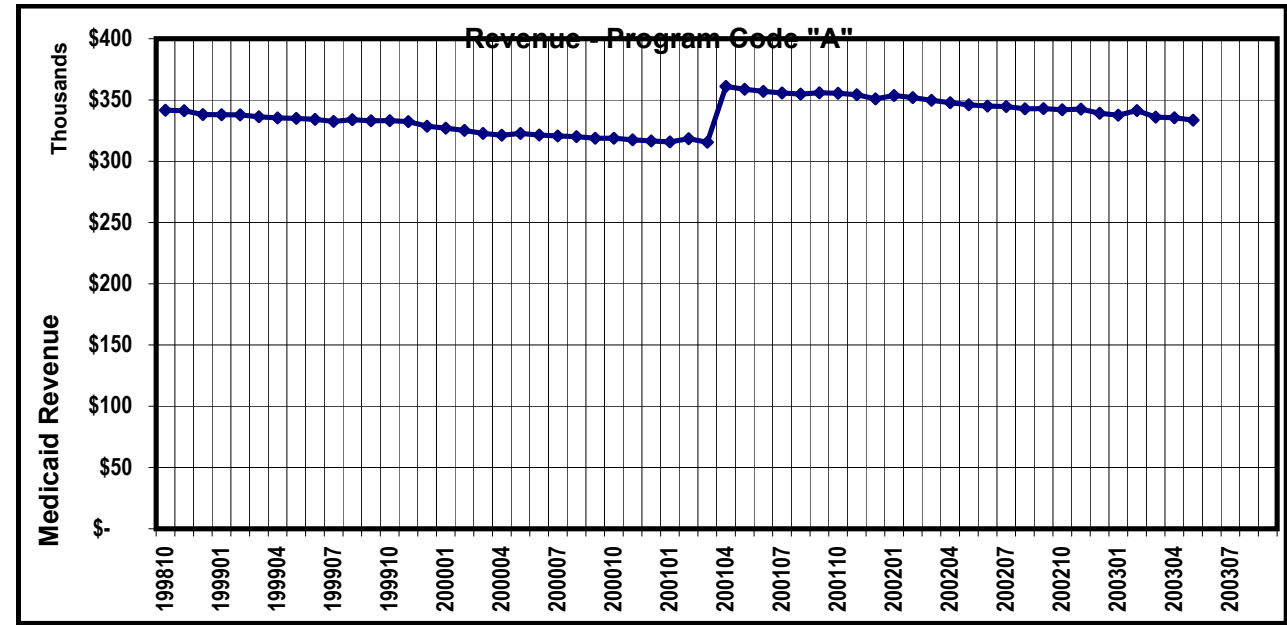
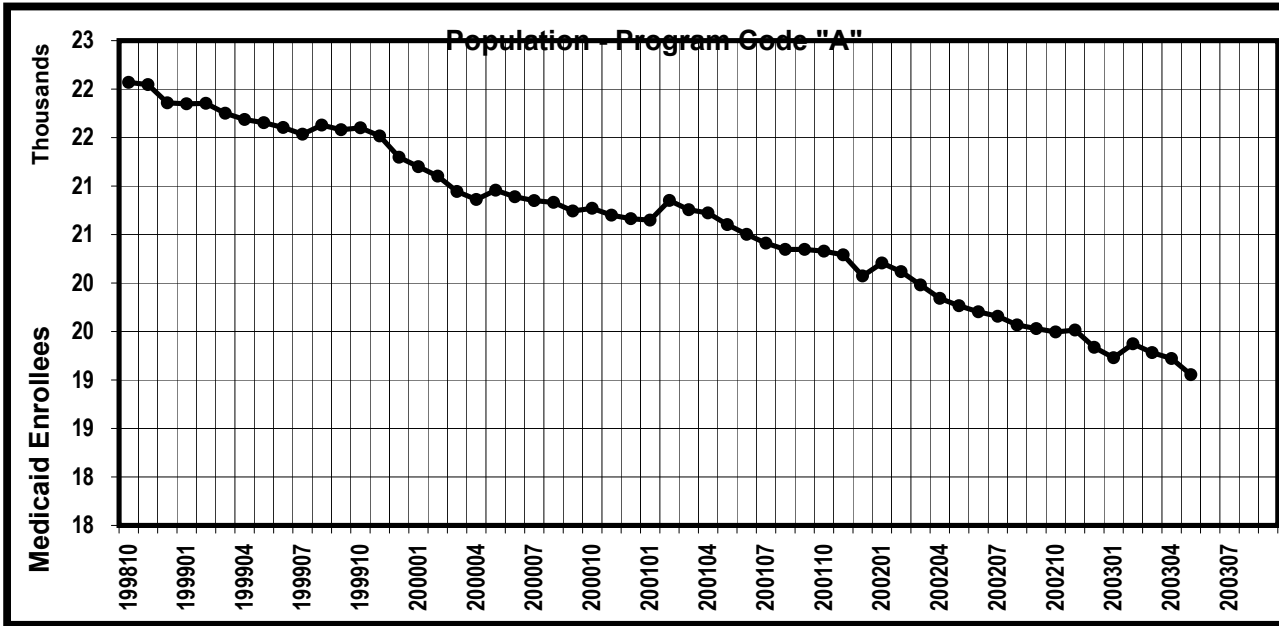
MA Capitation DMB Report: 72a2 - Rev - Program Code by PaymentMonth

| Program Code (Combined MH and DD Revenue) |        |            |            |              |               |        |        |              |            |              |           |               |              |
|---|--------|------------|------------|--------------|---------------|--------|--------|--------------|------------|--------------|-----------|---------------|--------------|
| Month                                     | A      | B          | C          | E            | I             | J      | L      | M            | N          | O            | P         | Q             | R            |
| 32  | 200105 | \$ 358,744 | \$ 167,364 | \$ 1,080,473 | \$ 69,411,001 | \$ -   | \$ -   | \$ 1,864,761 | \$ 914,451 | \$ 1,337,499 | \$ 25,349 | \$ 21,945,190 | \$ 1,968,044 |
| 33  | 200106 | \$ 357,038 | \$ 166,346 | \$ 1,039,707 | \$ 69,355,766 | \$ 477 | \$ 671 | \$ 1,867,890 | \$ 913,684 | \$ 1,386,550 | \$ 24,076 | \$ 22,034,702 | \$ 1,974,050 |
| 34  | 200107 | \$ 355,794 | \$ 166,999 | \$ 1,050,925 | \$ 69,512,521 | \$ 501 | \$ 726 | \$ 1,899,459 | \$ 909,490 | \$ 1,424,280 | \$ 23,609 | \$ 22,110,731 | \$ 1,975,397 |
| 35  | 200108 | \$ 354,836 | \$ 166,381 | \$ 1,051,476 | \$ 69,575,361 | \$ 592 | \$ 737 | \$ 1,908,695 | \$ 914,381 | \$ 1,448,140 | \$ 24,045 | \$ 22,195,395 | \$ 1,966,757 |
| 36  | 200109 | \$ 355,823 | \$ 166,619 | \$ 1,065,669 | \$ 69,954,798 | \$ 637 | \$ 775 | \$ 1,930,448 | \$ 907,408 | \$ 1,465,454 | \$ 23,872 | \$ 22,070,285 | \$ 1,975,358 |
| 37  | 200110 | \$ 355,502 | \$ 166,894 | \$ 1,091,140 | \$ 70,003,549 | \$ 494 | \$ 775 | \$ 1,943,484 | \$ 915,926 | \$ 1,492,969 | \$ 23,433 | \$ 22,215,710 | \$ 1,974,590 |
| 38  | 200111 | \$ 354,304 | \$ 165,262 | \$ 1,090,172 | \$ 69,817,751 | \$ 417 | \$ 818 | \$ 1,946,530 | \$ 917,425 | \$ 1,505,115 | \$ 24,803 | \$ 22,346,861 | \$ 1,985,264 |
| 39  | 200112 | \$ 350,856 | \$ 165,008 | \$ 1,136,828 | \$ 69,356,595 | \$ 526 | \$ 785 | \$ 1,966,048 | \$ 923,475 | \$ 1,509,463 | \$ 33,904 | \$ 23,231,764 | \$ 2,012,582 |
| 40  | 200201 | \$ 353,672 | \$ 166,136 | \$ 1,196,870 | \$ 69,700,260 | \$ 508 | \$ 743 | \$ 2,016,418 | \$ 927,398 | \$ 1,538,561 | \$ 35,705 | \$ 23,072,556 | \$ 2,026,543 |
| 41  | 200202 | \$ 352,004 | \$ 165,870 | \$ 1,180,595 | \$ 69,710,762 | \$ 400 | \$ 726 | \$ 1,990,145 | \$ 911,527 | \$ 1,537,701 | \$ 37,266 | \$ 23,002,722 | \$ 2,041,081 |
| 42  | 200203 | \$ 349,764 | \$ 164,912 | \$ 1,183,973 | \$ 70,071,543 | \$ 280 | \$ 589 | \$ 2,003,045 | \$ 914,698 | \$ 1,557,898 | \$ 37,464 | \$ 23,431,474 | \$ 2,067,115 |
| 43  | 200204 | \$ 347,786 | \$ 166,010 | \$ 1,170,715 | \$ 70,382,004 | \$ 248 | \$ 465 | \$ 2,027,124 | \$ 910,794 | \$ 1,590,598 | \$ 39,962 | \$ 23,507,392 | \$ 2,098,884 |
| 44  | 200205 | \$ 346,011 | \$ 165,147 | \$ 1,141,337 | \$ 70,199,186 | \$ 242 | \$ 363 | \$ 2,043,987 | \$ 912,361 | \$ 1,632,710 | \$ 43,238 | \$ 23,941,665 | \$ 2,104,483 |
| 45  | 200206 | \$ 344,985 | \$ 164,369 | \$ 1,090,545 | \$ 70,308,135 | \$ 235 | \$ 317 | \$ 2,064,978 | \$ 912,358 | \$ 1,683,331 | \$ 46,305 | \$ 24,115,107 | \$ 2,115,200 |
| 46  | 200207 | \$ 344,590 | \$ 163,411 | \$ 1,052,276 | \$ 70,311,844 | \$ 249 | \$ 219 | \$ 2,098,523 | \$ 912,289 | \$ 1,742,994 | \$ 49,629 | \$ 24,405,242 | \$ 2,125,316 |
| 47  | 200208 | \$ 342,818 | \$ 162,150 | \$ 1,010,223 | \$ 70,137,057 | \$ 176 | \$ 203 | \$ 2,100,876 | \$ 910,263 | \$ 1,765,028 | \$ 51,978 | \$ 24,518,023 | \$ 2,110,867 |
| 48  | 200209 | \$ 342,899 | \$ 164,357 | \$ 1,011,168 | \$ 70,523,084 | \$ 134 | \$ 179 | \$ 2,136,842 | \$ 906,909 | \$ 1,767,159 | \$ 53,007 | \$ 24,510,487 | \$ 2,118,245 |
| 49  | 200210 | \$ 341,998 | \$ 163,527 | \$ 1,037,369 | \$ 70,487,807 | \$ 150 | \$ 155 | \$ 2,171,137 | \$ 916,336 | \$ 1,795,493 | \$ 54,769 | \$ 24,888,822 | \$ 2,134,137 |
| 50  | 200211 | \$ 342,569 | \$ 162,933 | \$ 1,031,594 | \$ 70,611,258 | \$ 191 | \$ 165 | \$ 2,172,188 | \$ 917,437 | \$ 1,800,490 | \$ 59,183 | \$ 24,929,181 | \$ 2,137,137 |
| 51  | 200212 | \$ 339,200 | \$ 158,872 | \$ 1,079,012 | \$ 70,034,817 | \$ 212 | \$ 149 | \$ 2,201,583 | \$ 925,085 | \$ 1,822,048 | \$ 65,019 | \$ 25,980,203 | \$ 2,156,379 |
| 52  | 200301 | \$ 337,524 | \$ 157,717 | \$ 1,122,192 | \$ 70,458,772 | \$ 161 | \$ 150 | \$ 2,219,865 | \$ 928,946 | \$ 1,841,207 | \$ 68,921 | \$ 26,422,348 | \$ 2,173,974 |
| 53  | 200302 | \$ 341,392 | \$ 159,704 | \$ 1,131,662 | \$ 71,526,758 | \$ 162 | \$ 136 | \$ 2,222,235 | \$ 903,743 | \$ 1,838,083 | \$ 68,304 | \$ 25,624,988 | \$ 2,186,727 |
| 54  | 200303 | \$ 336,048 | \$ 157,309 | \$ 1,138,953 | \$ 70,807,237 | \$ 170 | \$ 113 | \$ 2,220,162 | \$ 894,295 | \$ 1,805,440 | \$ 70,332 | \$ 25,527,290 | \$ 2,186,642 |
| 55  | 200304 | \$ 335,506 | \$ 158,062 | \$ 1,135,606 | \$ 70,883,831 | \$ 113 | \$ 118 | \$ 2,184,589 | \$ 889,573 | \$ 1,848,904 | \$ 71,010 | \$ 25,815,394 | \$ 2,208,983 |
| 56  | 200305 | \$ 333,559 | \$ 156,311 | \$ 1,132,799 | \$ 74,143,836 | \$ 101 | \$ 100 | \$ 2,189,454 | \$ 897,063 | \$ 1,870,269 | \$ 75,231 | \$ 27,483,385 | \$ 2,223,127 |
| 57  | 200306 |            |            |              |               |        |        |              |            |              |           |               |              |
| 58  | 200307 |            |            |              |               |        |        |              |            |              |           |               |              |
| 59  | 200308 |            |            |              |               |        |        |              |            |              |           |               |              |
| 60  | 200309 |            |            |              |               |        |        |              |            |              |           |               |              |

MA Trends - Populaton - Program Code Charts

Please note the variation in Y axis scale.

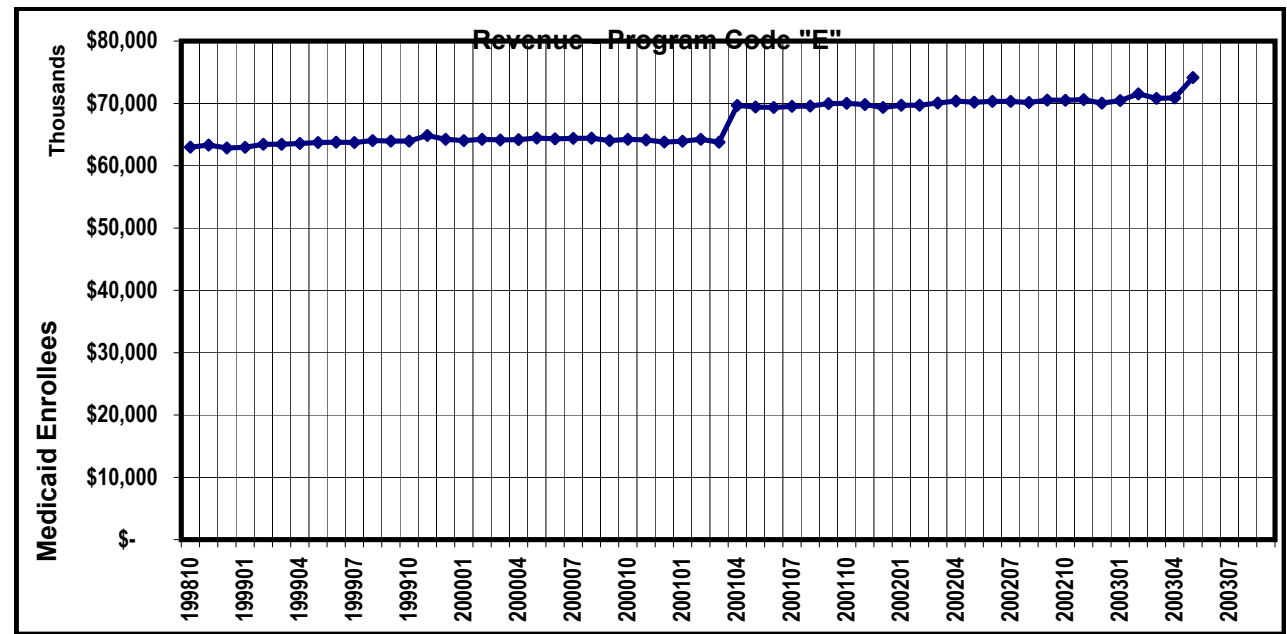
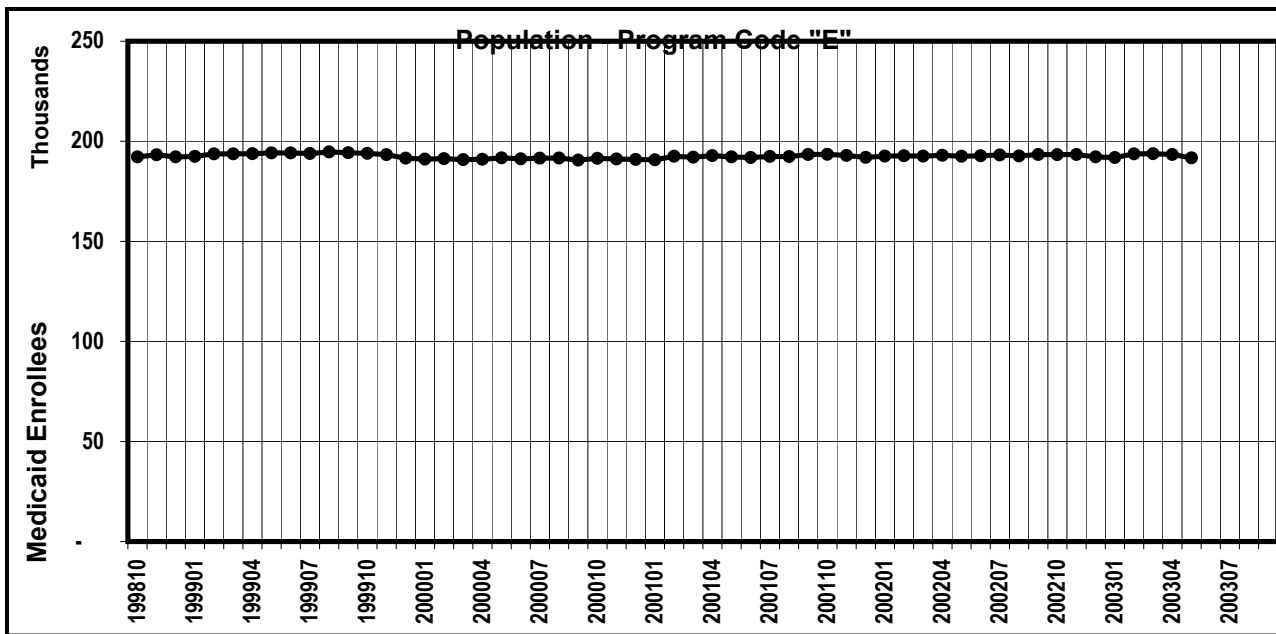
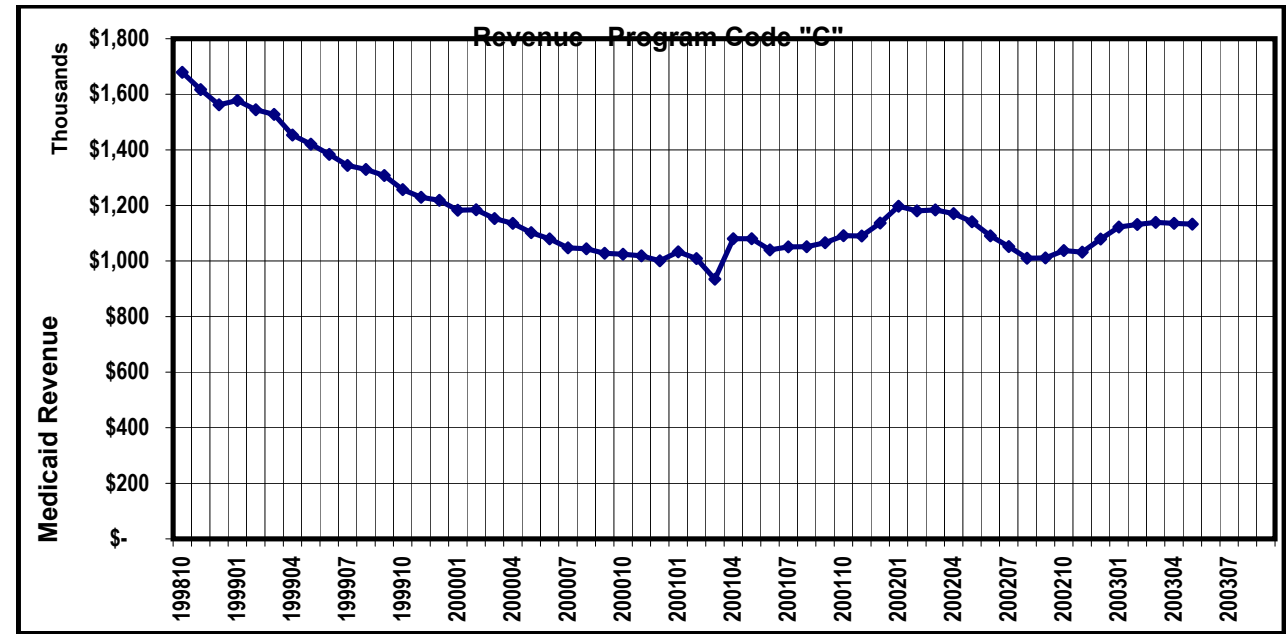
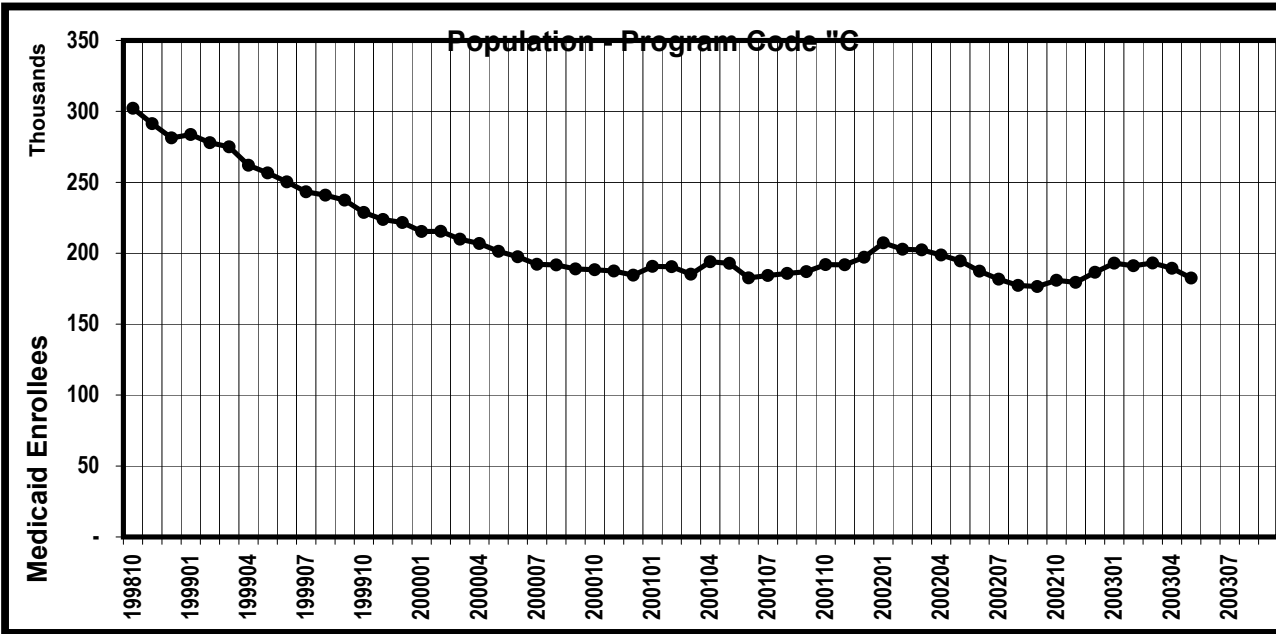
2003-05



MA Trends - Populaton - Program Code Charts

2003-05

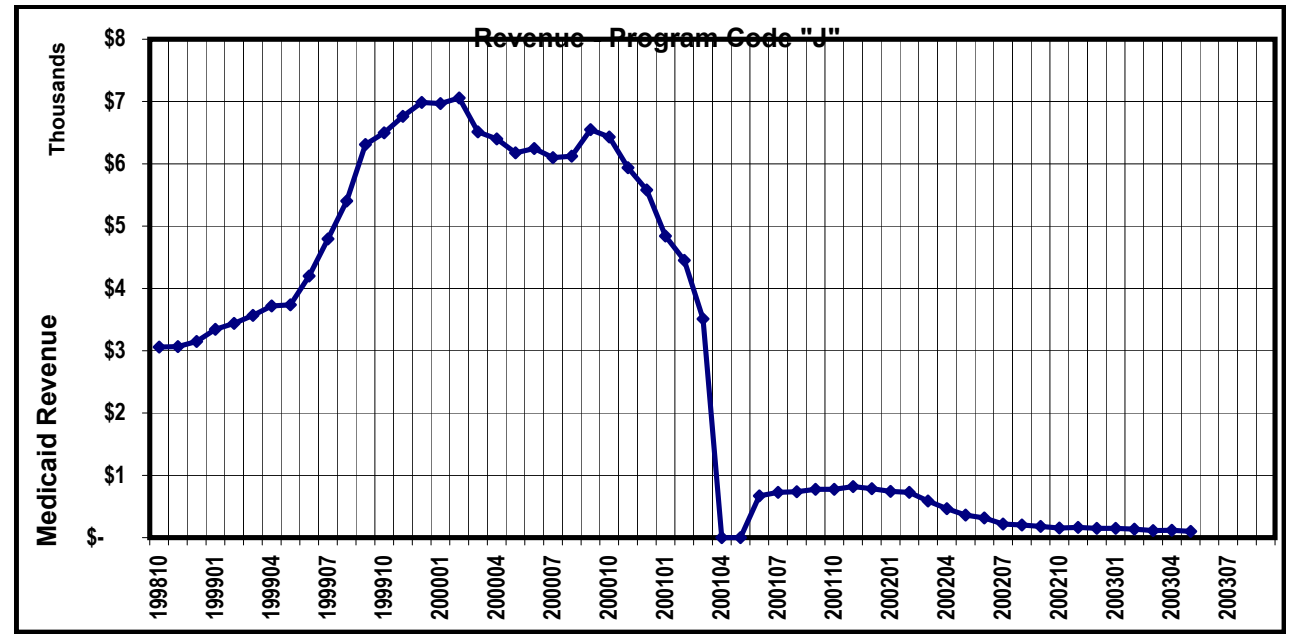
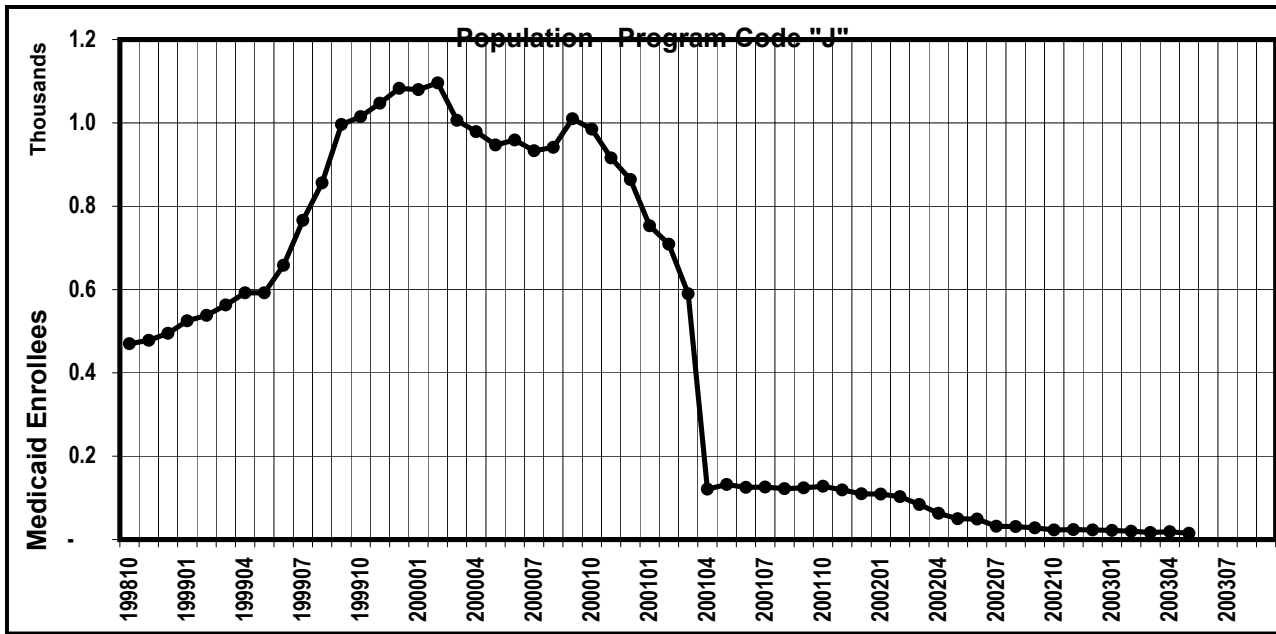
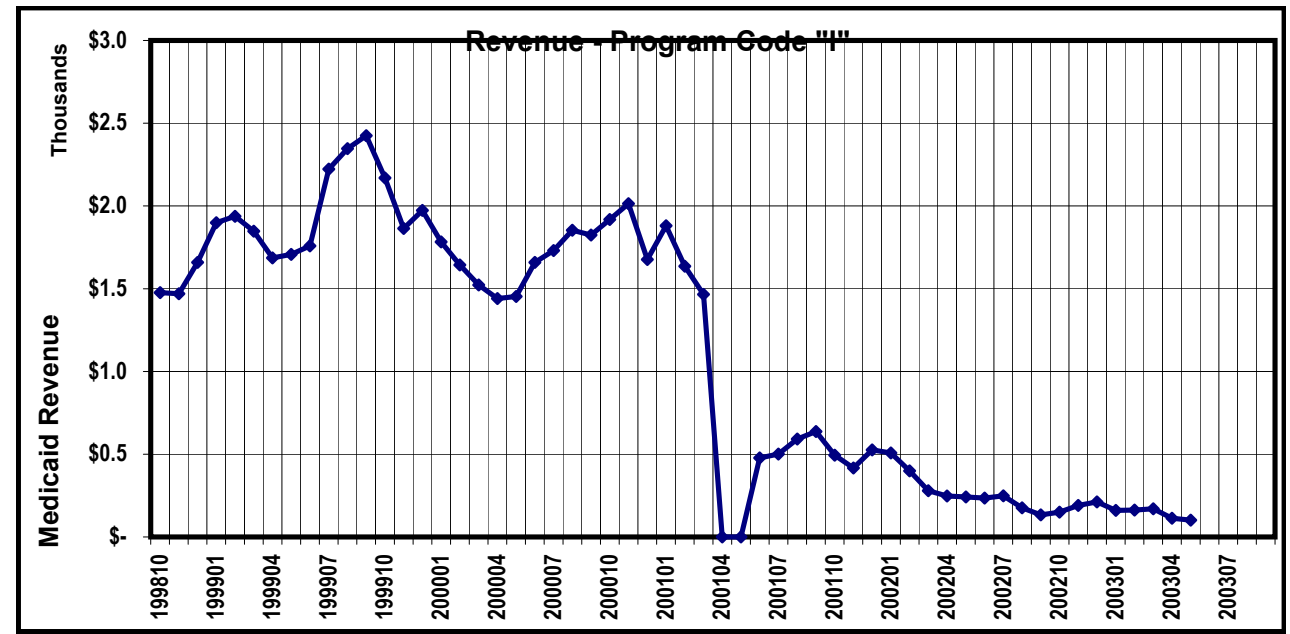
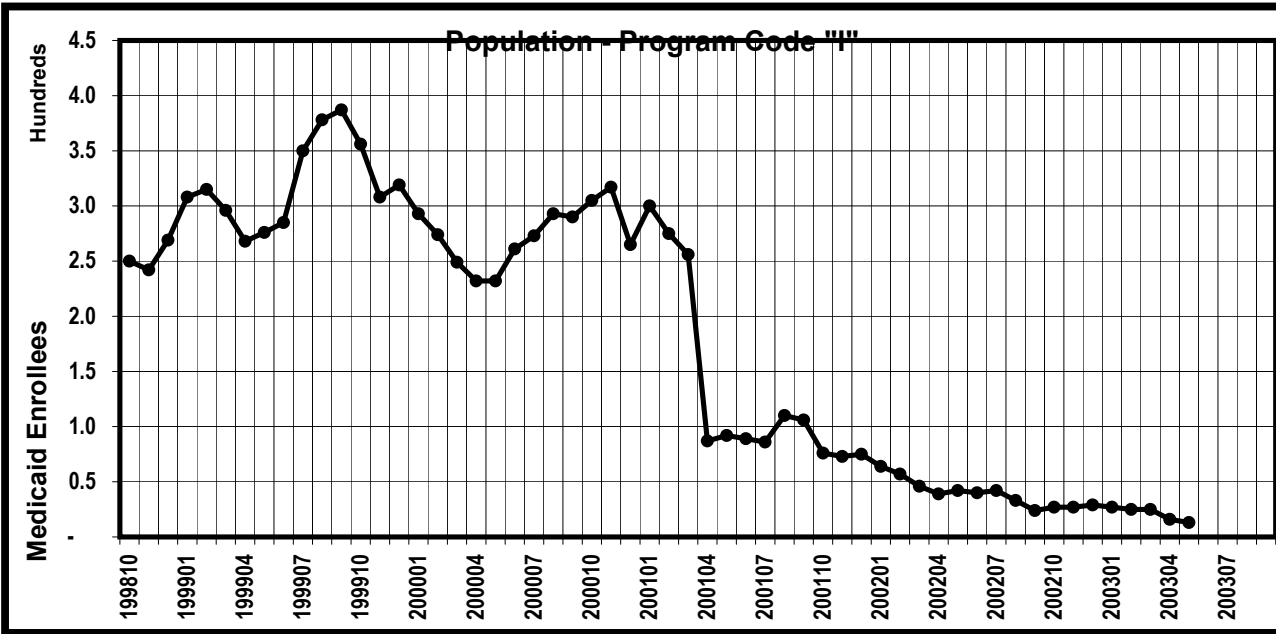
Please note the variation in Y axis scale.



MA Trends - Populaton - Program Code Charts

Please note the variation in Y axis scale.

2003-05

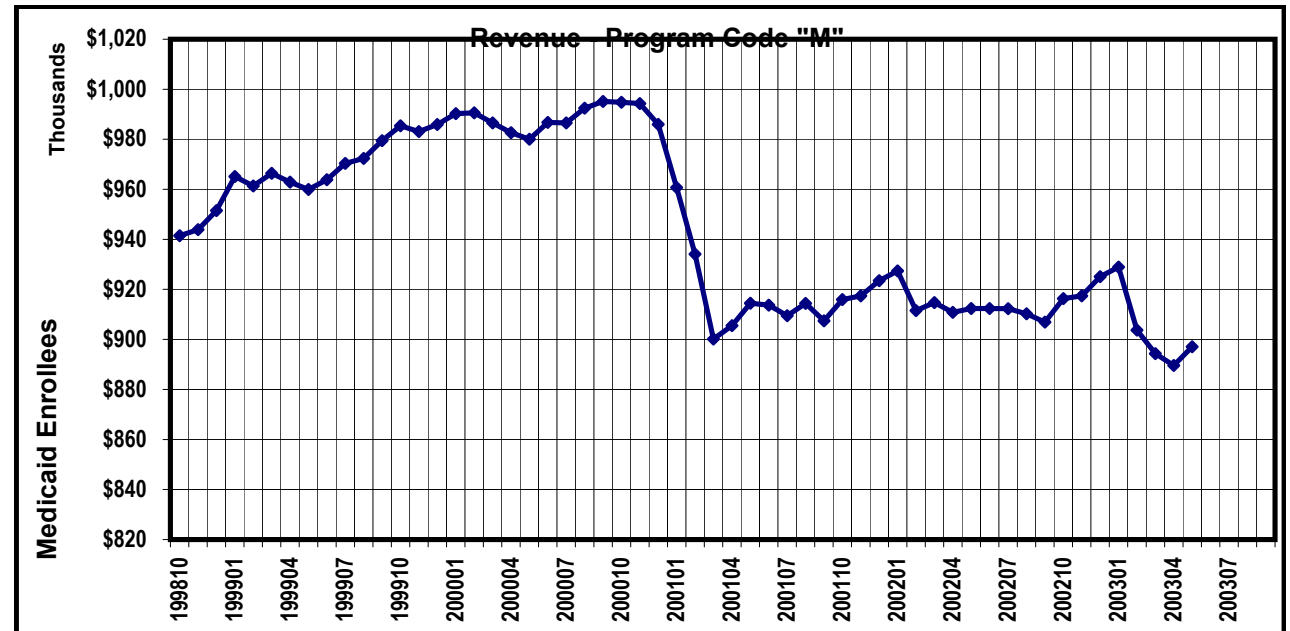
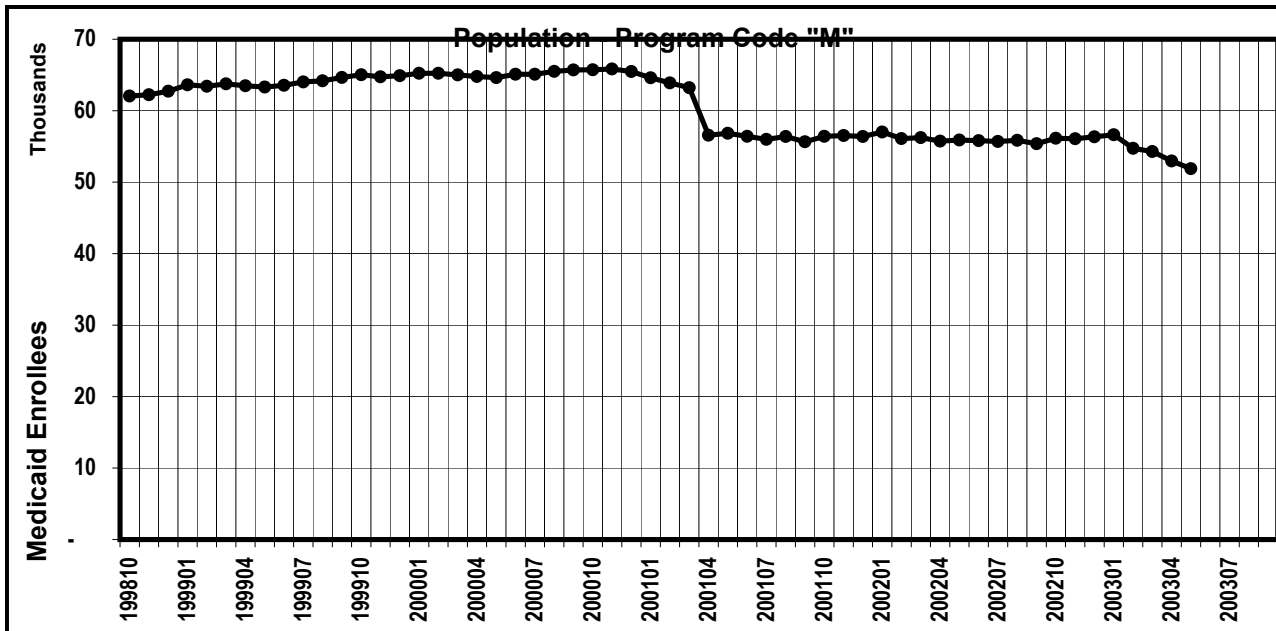
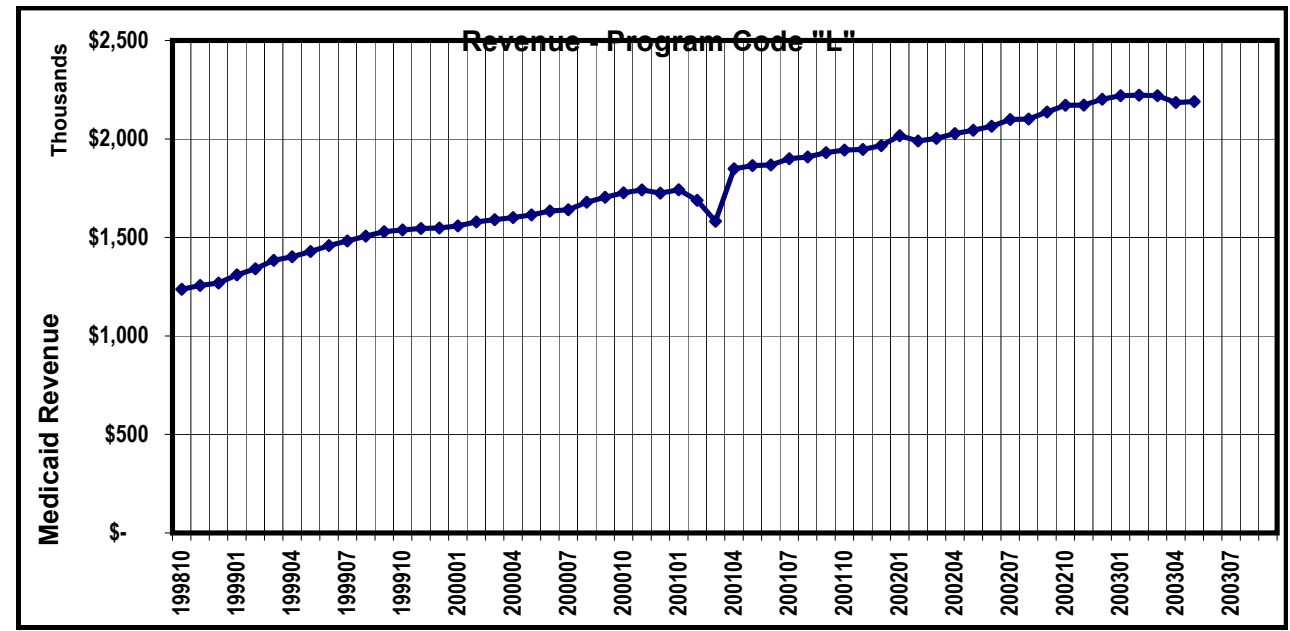
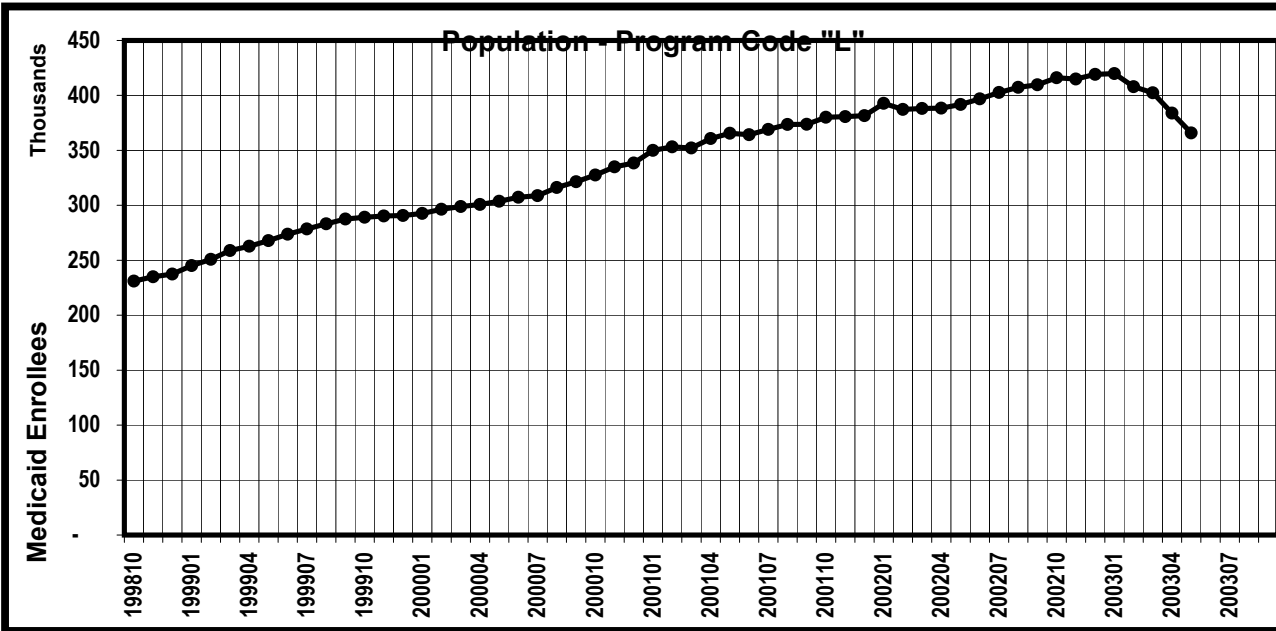


MA Trends - Populaton - Program Code Charts

27-Apr-2003 08:56

2003-05

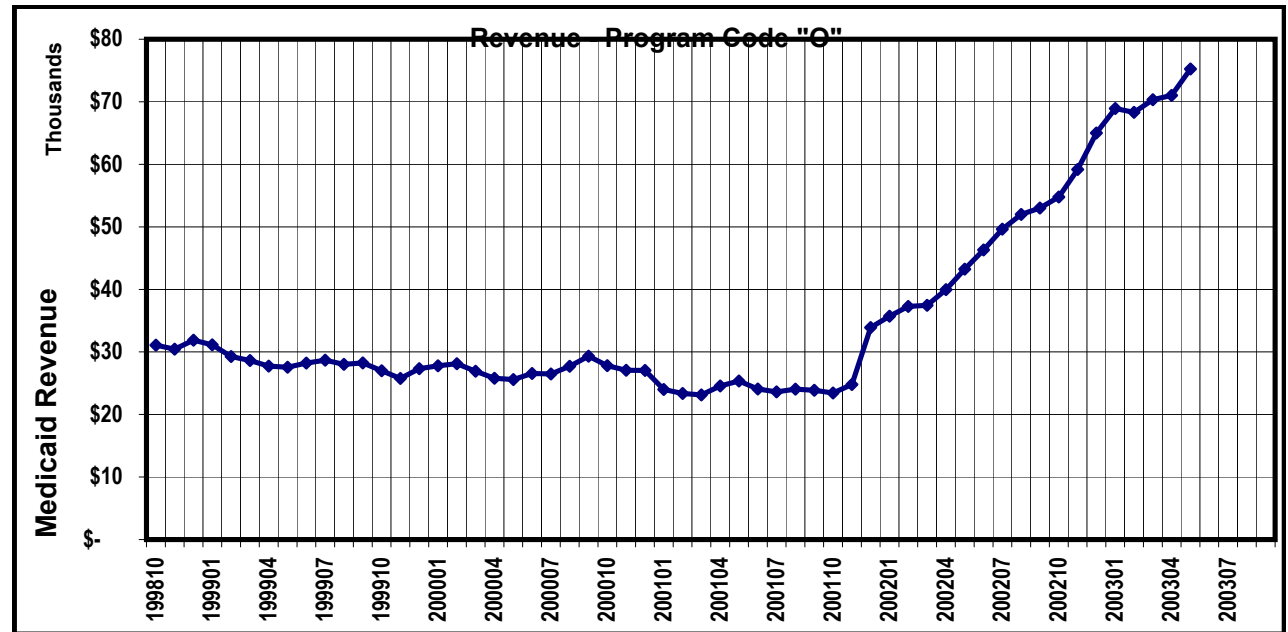
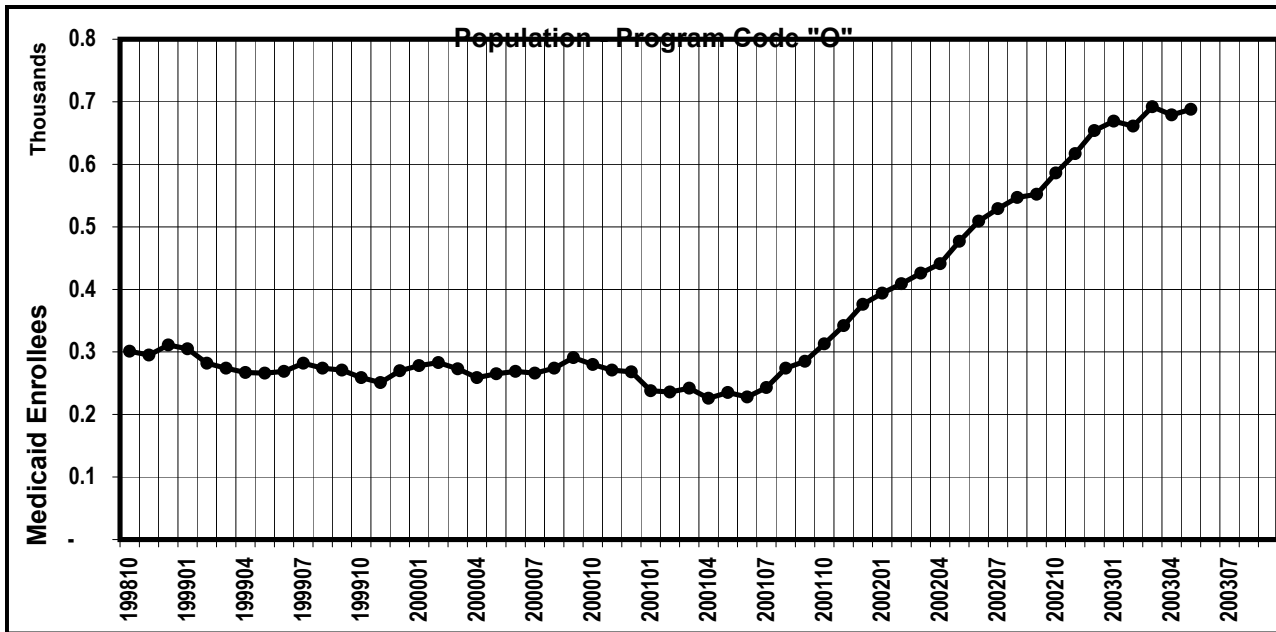
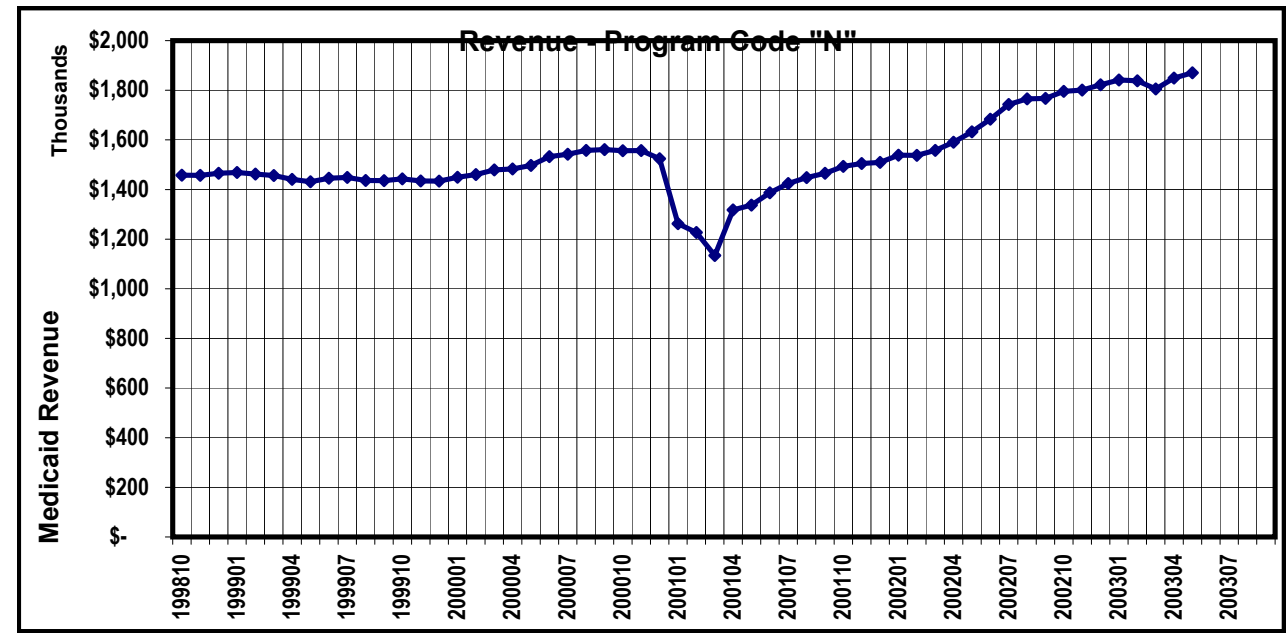
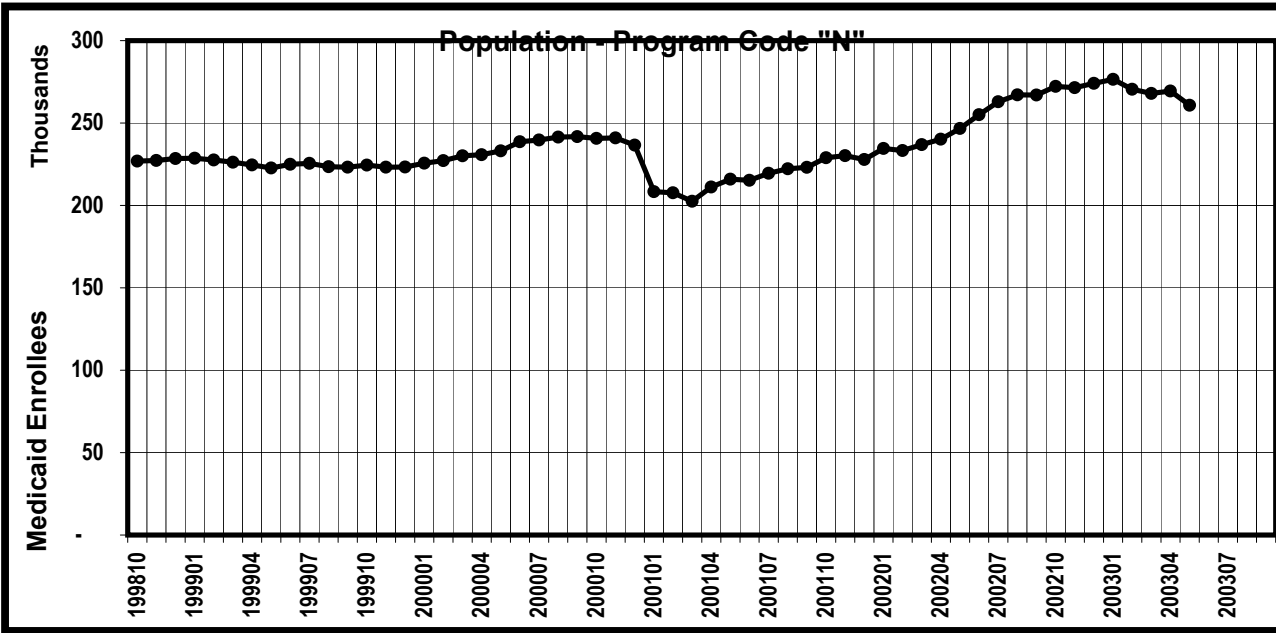
Please note the variation in Y axis scale.



MA Trends - Populaton - Program Code Charts

Please note the variation in Y axis scale.

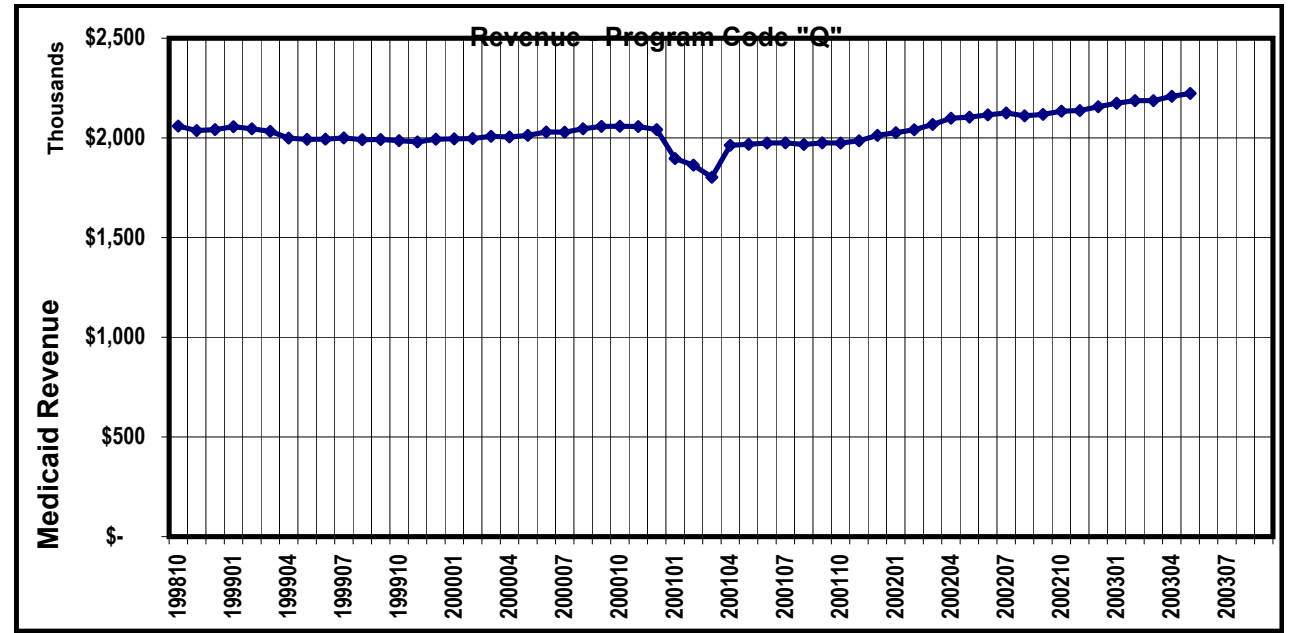
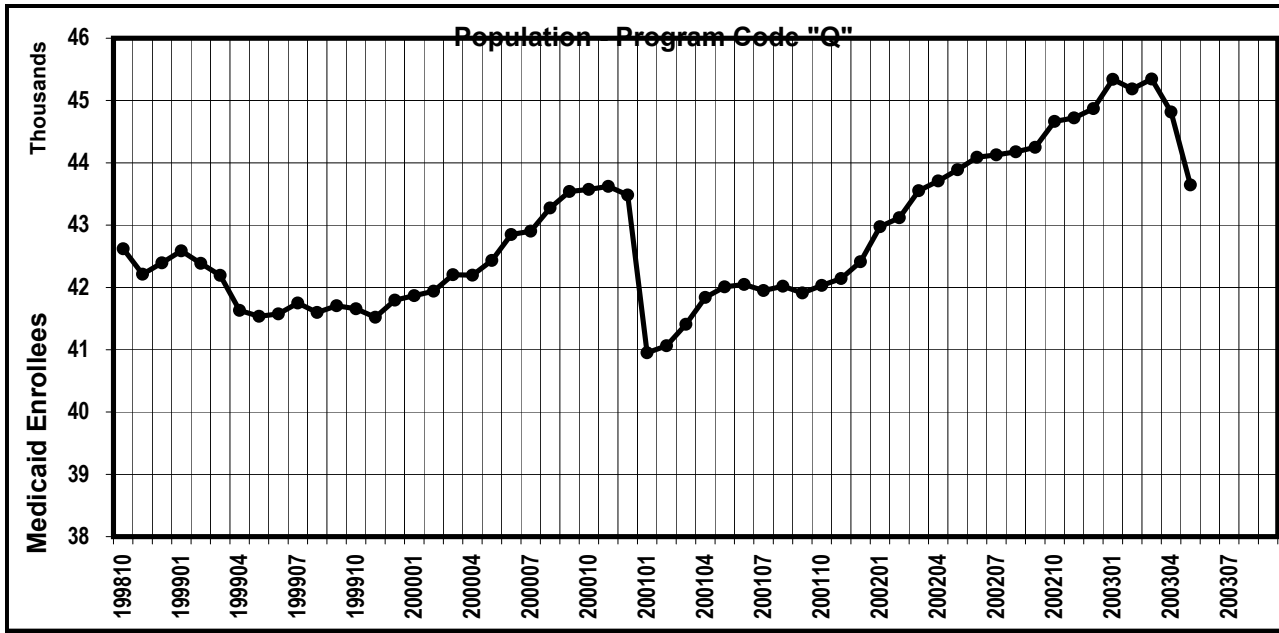
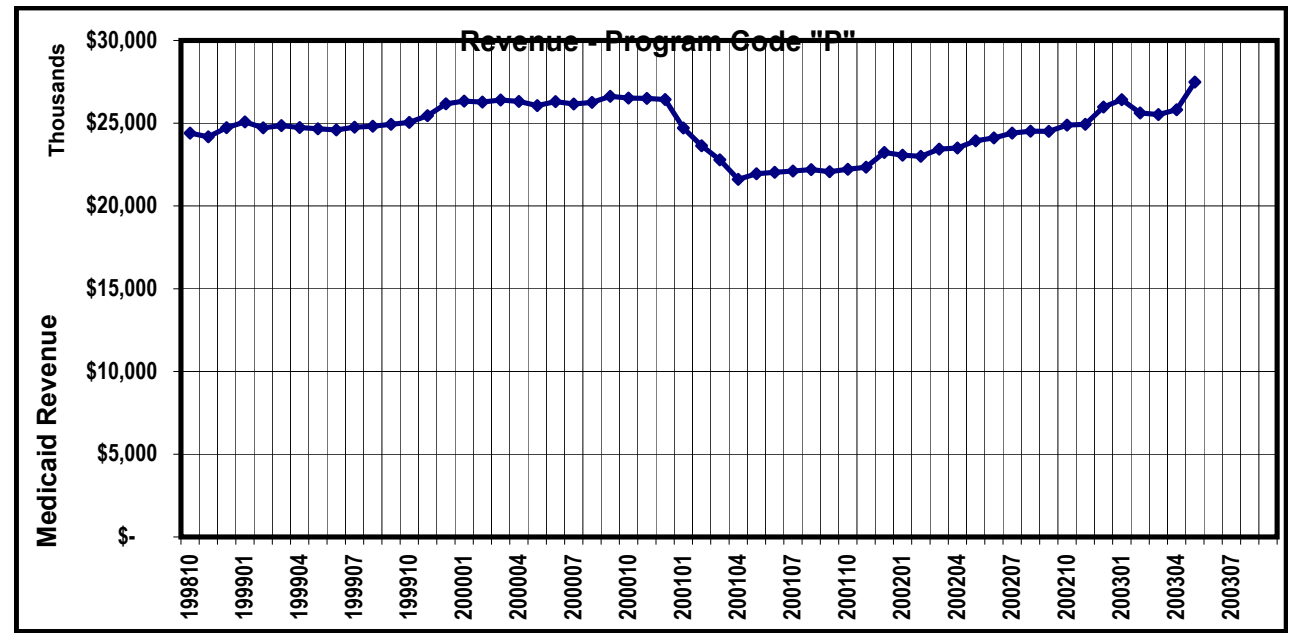
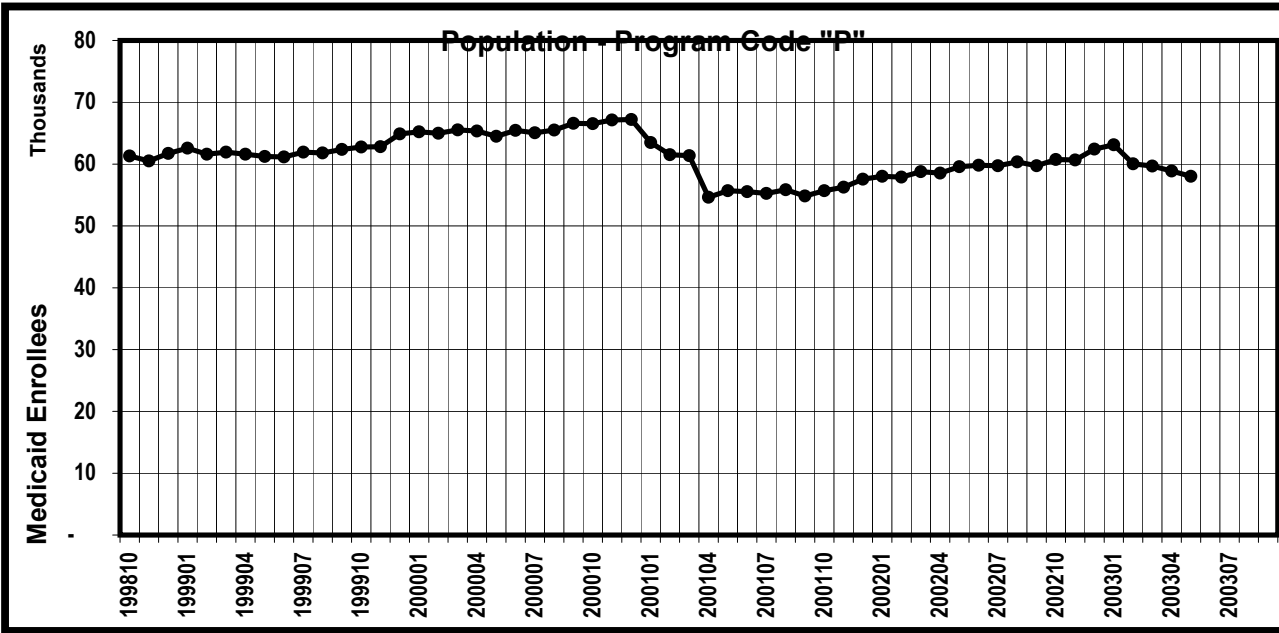
2003-05



MA Trends - Populaton - Program Code Charts

Please note the variation in Y axis scale.

2003-05



MA Trends - Population and Revenue - Age Group

27-Apr-2003 08:56

2003-05

MA Capitation DMB Report: 74a2 - Pop - Program Code by PaymentMonth

74b2 - Rev - Age Group by PaymentMonth

| Age Group (Combined MH and DD) |        |         |         |         |         |        |         |              |              |               |               |               |              |
|--------------------------------|--------|---------|---------|---------|---------|--------|---------|--------------|--------------|---------------|---------------|---------------|--------------|
| Month                          | 0 - 17 | 18 - 25 | 26 - 39 | 40 - 49 | 50 - 64 | 65+    | 0 - 17  | 18 - 25      | 26 - 39      | 40 - 49       | 50 - 64       | 65+           |              |
| 1                              | 199810 | 604,263 | 114,218 | 167,996 | 80,522  | 70,205 | 105,823 | \$ 6,411,856 | \$ 6,077,473 | \$ 31,534,813 | \$ 27,678,810 | \$ 17,753,078 | \$ 5,838,100 |
| 2                              | 199811 | 601,702 | 112,728 | 165,649 | 80,139  | 70,354 | 106,049 | \$ 6,391,474 | \$ 6,034,461 | \$ 31,464,677 | \$ 27,756,463 | \$ 17,835,076 | \$ 5,856,962 |
| 3                              | 199812 | 597,640 | 111,613 | 164,237 | 80,281  | 70,767 | 106,425 | \$ 6,364,679 | \$ 6,009,031 | \$ 31,370,947 | \$ 27,839,343 | \$ 17,965,482 | \$ 5,871,691 |
| 4                              | 199901 | 604,884 | 113,278 | 165,398 | 80,971  | 71,428 | 107,541 | \$ 6,397,327 | \$ 6,039,240 | \$ 31,410,892 | \$ 28,036,558 | \$ 18,132,317 | \$ 5,926,089 |
| 5                              | 199902 | 605,052 | 113,071 | 163,915 | 80,981  | 71,769 | 107,389 | \$ 6,388,905 | \$ 6,019,045 | \$ 31,355,588 | \$ 28,133,251 | \$ 18,228,714 | \$ 5,928,166 |
| 6                              | 199903 | 608,827 | 113,218 | 162,982 | 81,199  | 72,210 | 107,766 | \$ 6,401,776 | \$ 5,976,041 | \$ 31,265,088 | \$ 28,255,800 | \$ 18,340,655 | \$ 5,959,959 |
| 7                              | 199904 | 604,815 | 110,893 | 159,019 | 80,228  | 72,030 | 107,430 | \$ 6,366,469 | \$ 5,943,113 | \$ 31,207,175 | \$ 28,273,474 | \$ 18,346,666 | \$ 5,962,418 |
| 8                              | 199905 | 605,068 | 110,131 | 157,262 | 80,160  | 72,214 | 107,147 | \$ 6,370,199 | \$ 5,923,527 | \$ 31,138,279 | \$ 28,368,890 | \$ 18,409,548 | \$ 5,945,563 |
| 9                              | 199906 | 607,385 | 109,893 | 156,401 | 80,431  | 72,539 | 107,392 | \$ 6,371,243 | \$ 5,892,717 | \$ 30,976,438 | \$ 28,485,620 | \$ 18,476,930 | \$ 5,962,082 |
| 10                             | 199907 | 607,944 | 109,175 | 155,389 | 80,333  | 72,817 | 107,977 | \$ 6,371,540 | \$ 5,892,402 | \$ 30,901,385 | \$ 28,552,161 | \$ 18,539,767 | \$ 6,005,219 |
| 11                             | 199908 | 609,203 | 108,768 | 154,679 | 80,577  | 73,150 | 108,339 | \$ 6,363,187 | \$ 5,897,997 | \$ 30,948,911 | \$ 28,731,375 | \$ 18,643,980 | \$ 6,035,171 |
| 12                             | 199909 | 610,690 | 108,591 | 153,853 | 80,700  | 73,410 | 108,879 | \$ 6,367,500 | \$ 5,883,809 | \$ 30,838,150 | \$ 28,797,870 | \$ 18,711,884 | \$ 6,063,333 |
| 13                             | 199910 | 607,764 | 107,154 | 152,249 | 80,657  | 73,614 | 109,326 | \$ 6,343,520 | \$ 5,839,123 | \$ 30,754,583 | \$ 28,946,110 | \$ 18,779,057 | \$ 6,086,331 |
| 14                             | 199911 | 604,670 | 106,284 | 150,558 | 80,368  | 73,648 | 108,880 | \$ 6,327,107 | \$ 5,871,114 | \$ 31,126,556 | \$ 29,442,427 | \$ 19,080,649 | \$ 6,166,518 |
| 15                             | 199912 | 603,836 | 106,320 | 150,069 | 80,626  | 73,829 | 108,831 | \$ 6,329,550 | \$ 5,872,560 | \$ 31,063,666 | \$ 29,540,172 | \$ 19,129,268 | \$ 6,170,190 |
| 16                             | 200001 | 601,965 | 106,258 | 149,475 | 80,612  | 74,027 | 109,115 | \$ 6,303,903 | \$ 5,839,702 | \$ 30,990,929 | \$ 29,573,525 | \$ 19,184,567 | \$ 6,188,949 |
| 17                             | 200002 | 604,657 | 107,362 | 150,254 | 81,188  | 74,385 | 109,055 | \$ 6,291,103 | \$ 5,844,865 | \$ 30,976,780 | \$ 29,682,724 | \$ 19,261,445 | \$ 6,190,227 |
| 18                             | 200003 | 604,445 | 107,771 | 149,685 | 81,388  | 74,565 | 108,761 | \$ 6,284,671 | \$ 5,831,318 | \$ 30,875,086 | \$ 29,782,568 | \$ 19,300,432 | \$ 6,204,511 |
| 19                             | 200004 | 603,951 | 107,855 | 149,429 | 81,423  | 74,687 | 108,382 | \$ 6,277,603 | \$ 5,818,986 | \$ 30,801,647 | \$ 29,796,822 | \$ 19,340,630 | \$ 6,190,049 |
| 20                             | 200005 | 603,970 | 107,815 | 148,898 | 81,334  | 75,012 | 108,366 | \$ 6,261,313 | \$ 5,805,374 | \$ 30,722,080 | \$ 29,815,898 | \$ 19,415,906 | \$ 6,197,599 |
| 21                             | 200006 | 606,823 | 108,996 | 149,780 | 82,035  | 75,460 | 108,883 | \$ 6,280,222 | \$ 5,813,297 | \$ 30,668,423 | \$ 29,901,775 | \$ 19,498,424 | \$ 6,233,475 |
| 22                             | 200007 | 604,646 | 108,339 | 149,427 | 82,095  | 75,763 | 108,929 | \$ 6,257,028 | \$ 5,781,498 | \$ 30,562,721 | \$ 29,919,094 | \$ 19,546,477 | \$ 6,249,667 |
| 23                             | 200008 | 610,285 | 109,809 | 150,756 | 82,773  | 76,287 | 109,438 | \$ 6,280,413 | \$ 5,789,033 | \$ 30,489,368 | \$ 30,024,167 | \$ 19,642,280 | \$ 6,281,760 |
| 24                             | 200009 | 612,127 | 110,144 | 151,044 | 83,044  | 76,513 | 109,653 | \$ 6,280,828 | \$ 5,769,258 | \$ 30,374,609 | \$ 30,105,409 | \$ 19,671,794 | \$ 6,302,692 |
| 25                             | 200010 | 615,826 | 110,679 | 151,333 | 83,414  | 76,951 | 109,700 | \$ 6,285,581 | \$ 5,769,097 | \$ 30,327,372 | \$ 30,205,989 | \$ 19,749,748 | \$ 6,301,467 |
| 26                             | 200011 | 621,580 | 111,435 | 151,489 | 83,541  | 77,145 | 109,760 | \$ 6,291,222 | \$ 5,753,956 | \$ 30,213,087 | \$ 30,208,163 | \$ 19,751,635 | \$ 6,308,134 |
| 27                             | 200012 | 621,471 | 110,072 | 149,310 | 83,042  | 77,071 | 109,388 | \$ 6,249,326 | \$ 5,696,208 | \$ 29,979,074 | \$ 30,113,742 | \$ 19,680,598 | \$ 6,300,712 |
| 28                             | 200101 | 630,642 | 106,627 | 136,030 | 77,187  | 73,885 | 108,110 | \$ 6,187,946 | \$ 5,565,292 | \$ 29,530,621 | \$ 29,535,747 | \$ 18,998,435 | \$ 6,220,062 |
| 29                             | 200102 | 632,212 | 106,915 | 135,955 | 77,392  | 73,997 | 107,571 | \$ 6,086,169 | \$ 5,486,542 | \$ 29,168,884 | \$ 29,333,222 | \$ 18,855,951 | \$ 6,176,133 |
| 30                             | 200103 | 623,584 | 105,922 | 134,102 | 76,926  | 73,940 | 106,793 | \$ 5,863,125 | \$ 5,350,354 | \$ 28,600,463 | \$ 28,896,308 | \$ 18,583,167 | \$ 6,117,674 |



MA Trends - Population and Revenue - Age Group

27-Apr-2003 08:56

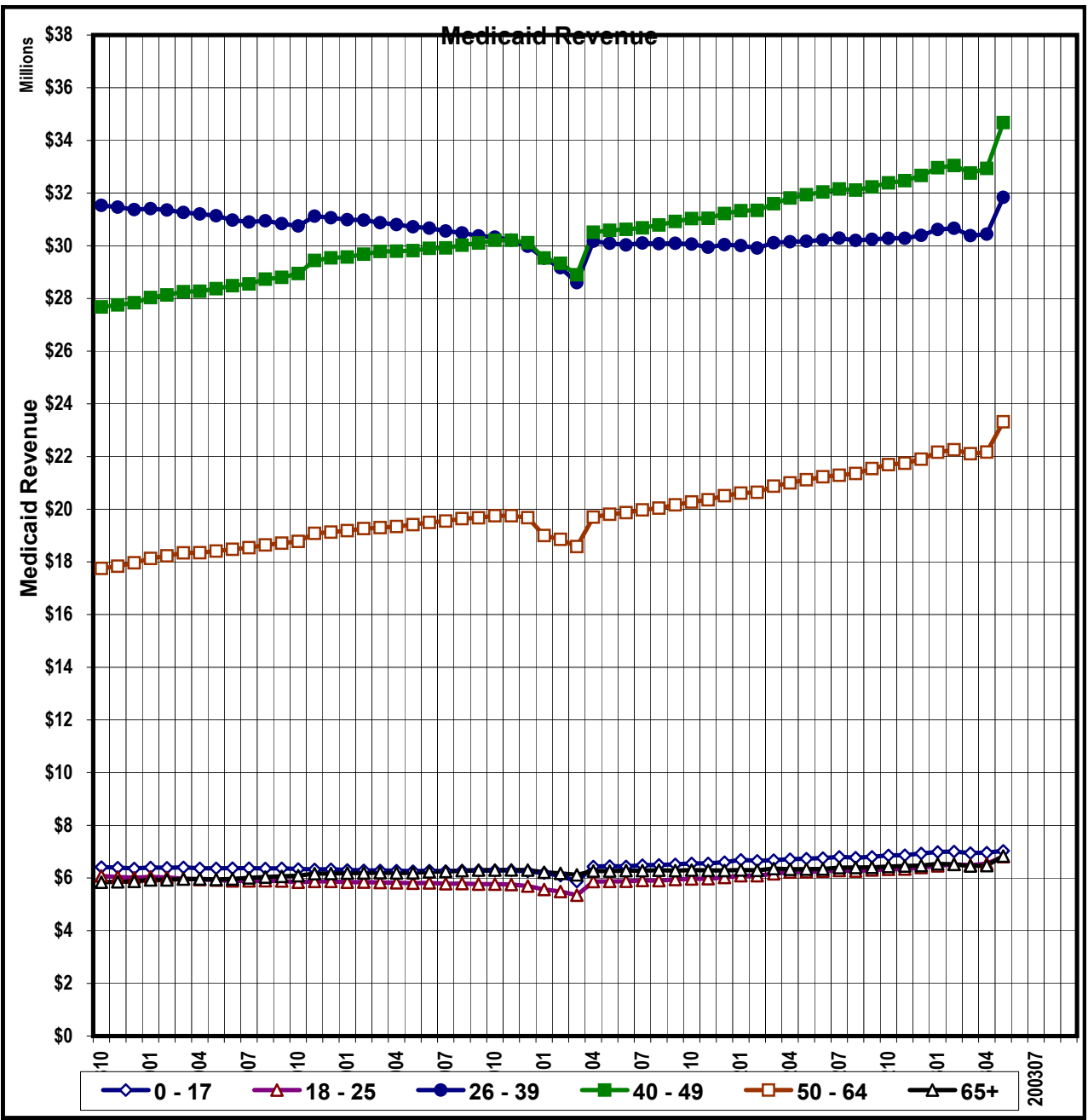
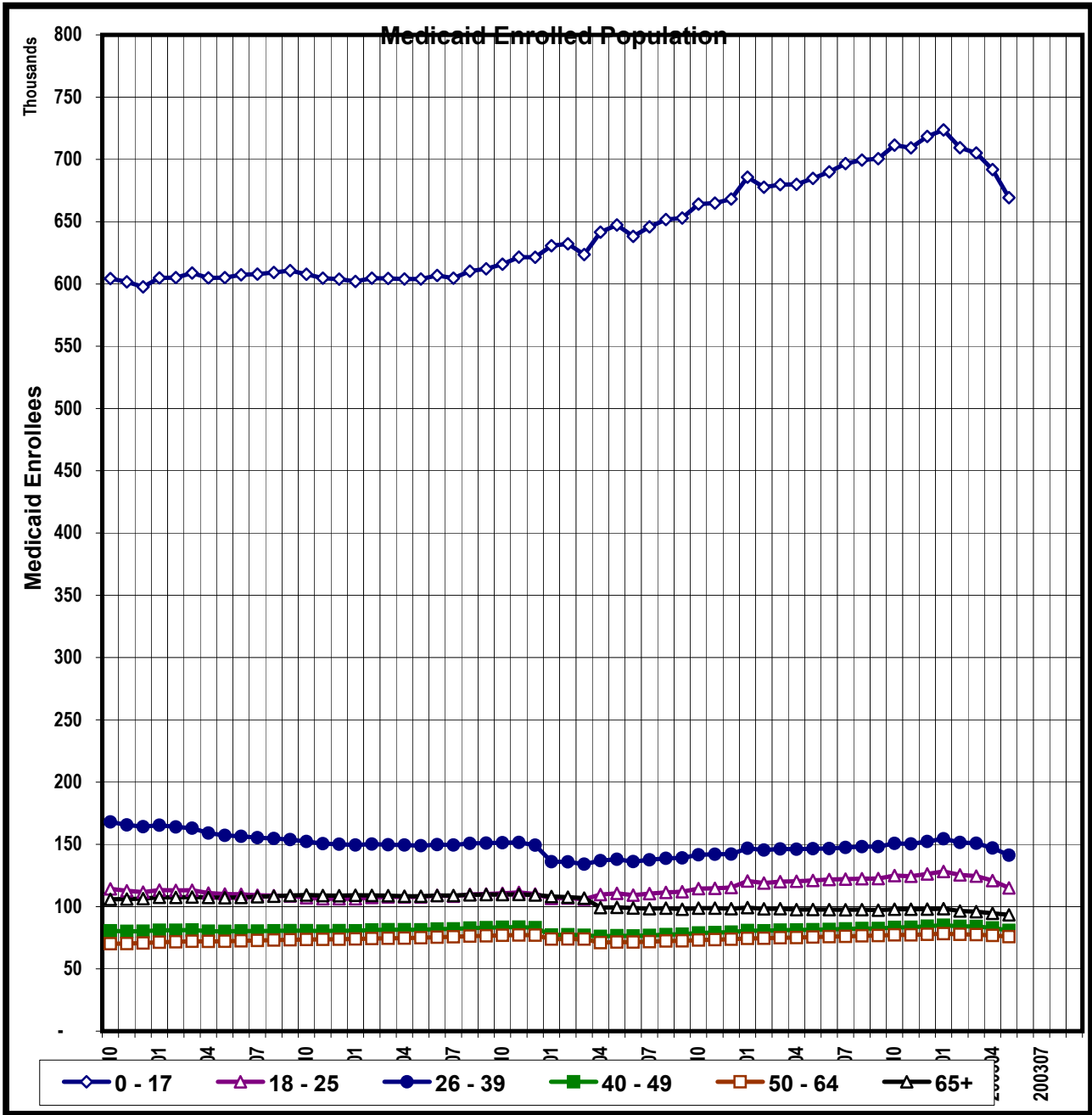
2003-05

MA Capitation DMB Report: 74a2 - Pop - Program Code by PaymentMonth

74b2 - Rev - Age Group by PaymentMonth

|       |        | Age Group (Combined MH and DD) |         |         |         |         |        |              |              |               |               |               |              |
|-------|--------|--------------------------------|---------|---------|---------|---------|--------|--------------|--------------|---------------|---------------|---------------|--------------|
| Month |        | 0 - 17                         | 18 - 25 | 26 - 39 | 40 - 49 | 50 - 64 | 65+    | 0 - 17       | 18 - 25      | 26 - 39       | 40 - 49       | 50 - 64       | 65+          |
| 31    | 200104 | 641,563                        | 109,622 | 136,949 | 76,102  | 71,096  | 99,263 | \$ 6,436,522 | \$ 5,865,046 | \$ 30,172,564 | \$ 30,513,269 | \$ 19,700,258 | \$ 6,261,908 |
| 32    | 200105 | 647,377                        | 110,661 | 138,002 | 76,619  | 71,501  | 99,400 | \$ 6,450,110 | \$ 5,870,128 | \$ 30,096,727 | \$ 30,586,594 | \$ 19,805,234 | \$ 6,264,084 |
| 33    | 200106 | 638,194                        | 109,227 | 136,162 | 76,447  | 71,564  | 98,875 | \$ 6,441,932 | \$ 5,875,730 | \$ 30,030,217 | \$ 30,624,281 | \$ 19,870,085 | \$ 6,278,713 |
| 34    | 200107 | 645,858                        | 110,447 | 137,579 | 76,903  | 71,875  | 98,328 | \$ 6,487,285 | \$ 5,907,096 | \$ 30,103,759 | \$ 30,679,225 | \$ 19,972,880 | \$ 6,280,186 |
| 35    | 200108 | 651,748                        | 111,423 | 138,827 | 77,545  | 72,358  | 98,744 | \$ 6,497,589 | \$ 5,901,384 | \$ 30,079,967 | \$ 30,789,248 | \$ 20,042,155 | \$ 6,296,454 |
| 36    | 200109 | 652,900                        | 111,932 | 139,105 | 77,821  | 72,477  | 97,939 | \$ 6,519,286 | \$ 5,943,979 | \$ 30,092,596 | \$ 30,920,359 | \$ 20,162,701 | \$ 6,278,225 |
| 37    | 200110 | 664,159                        | 114,446 | 141,673 | 78,864  | 73,195  | 98,745 | \$ 6,555,810 | \$ 5,962,949 | \$ 30,061,342 | \$ 31,029,369 | \$ 20,275,332 | \$ 6,299,663 |
| 38    | 200111 | 664,975                        | 114,682 | 142,019 | 79,096  | 73,487  | 98,748 | \$ 6,551,673 | \$ 5,972,992 | \$ 29,945,322 | \$ 31,039,715 | \$ 20,354,800 | \$ 6,290,218 |
| 39    | 200112 | 668,162                        | 115,345 | 142,175 | 79,423  | 73,769  | 98,345 | \$ 6,601,738 | \$ 6,021,664 | \$ 30,042,420 | \$ 31,223,061 | \$ 20,511,881 | \$ 6,287,071 |
| 40    | 200201 | 685,750                        | 120,554 | 146,848 | 80,788  | 74,506  | 99,217 | \$ 6,687,812 | \$ 6,089,061 | \$ 30,008,859 | \$ 31,333,354 | \$ 20,609,017 | \$ 6,307,267 |
| 41    | 200202 | 677,665                        | 118,968 | 145,396 | 80,555  | 74,579  | 98,212 | \$ 6,651,157 | \$ 6,090,197 | \$ 29,915,393 | \$ 31,341,918 | \$ 20,640,154 | \$ 6,291,979 |
| 42    | 200203 | 679,748                        | 120,053 | 146,354 | 81,082  | 75,045  | 98,318 | \$ 6,678,367 | \$ 6,159,776 | \$ 30,114,297 | \$ 31,597,600 | \$ 20,875,219 | \$ 6,357,497 |
| 43    | 200204 | 679,990                        | 120,319 | 146,100 | 81,168  | 75,105  | 97,583 | \$ 6,717,257 | \$ 6,230,056 | \$ 30,151,647 | \$ 31,813,068 | \$ 20,996,258 | \$ 6,333,694 |
| 44    | 200205 | 684,718                        | 121,060 | 146,472 | 81,410  | 75,515  | 97,667 | \$ 6,733,651 | \$ 6,238,908 | \$ 30,170,797 | \$ 31,935,359 | \$ 21,116,899 | \$ 6,335,114 |
| 45    | 200206 | 690,042                        | 121,746 | 146,683 | 81,685  | 75,893  | 97,551 | \$ 6,758,216 | \$ 6,256,586 | \$ 30,222,743 | \$ 32,039,058 | \$ 21,229,697 | \$ 6,339,563 |
| 46    | 200207 | 696,673                        | 122,118 | 147,524 | 82,076  | 76,046  | 97,495 | \$ 6,800,503 | \$ 6,283,376 | \$ 30,289,151 | \$ 32,153,423 | \$ 21,286,205 | \$ 6,393,923 |
| 47    | 200208 | 699,453                        | 122,458 | 148,123 | 82,374  | 76,499  | 97,587 | \$ 6,771,219 | \$ 6,266,416 | \$ 30,204,802 | \$ 32,113,156 | \$ 21,357,543 | \$ 6,396,526 |
| 48    | 200209 | 700,566                        | 122,556 | 148,162 | 82,464  | 76,786  | 97,106 | \$ 6,803,766 | \$ 6,306,009 | \$ 30,244,308 | \$ 32,230,987 | \$ 21,543,865 | \$ 6,405,536 |
| 49    | 200210 | 711,475                        | 124,920 | 150,754 | 83,335  | 77,305  | 97,945 | \$ 6,861,955 | \$ 6,332,992 | \$ 30,282,174 | \$ 32,386,939 | \$ 21,690,380 | \$ 6,437,259 |
| 50    | 200211 | 709,240                        | 124,385 | 150,291 | 83,382  | 77,336  | 97,913 | \$ 6,864,836 | \$ 6,344,055 | \$ 30,285,832 | \$ 32,469,128 | \$ 21,745,989 | \$ 6,454,486 |
| 51    | 200212 | 718,480                        | 126,287 | 152,330 | 84,328  | 77,735  | 98,029 | \$ 6,932,843 | \$ 6,397,030 | \$ 30,396,891 | \$ 32,667,007 | \$ 21,898,112 | \$ 6,470,695 |
| 52    | 200301 | 723,645                        | 128,180 | 154,470 | 85,040  | 78,236  | 98,308 | \$ 6,988,119 | \$ 6,461,477 | \$ 30,617,954 | \$ 32,963,372 | \$ 22,161,641 | \$ 6,539,213 |
| 53    | 200302 | 709,446                        | 125,443 | 151,574 | 84,207  | 77,704  | 96,501 | \$ 7,003,200 | \$ 6,516,127 | \$ 30,664,303 | \$ 33,047,988 | \$ 22,255,872 | \$ 6,516,403 |
| 54    | 200303 | 705,171                        | 124,479 | 150,877 | 84,033  | 77,558  | 95,981 | \$ 6,948,275 | \$ 6,488,778 | \$ 30,385,532 | \$ 32,759,645 | \$ 22,104,342 | \$ 6,457,417 |
| 55    | 200304 | 691,831                        | 120,915 | 147,120 | 82,833  | 76,881  | 94,606 | \$ 6,964,511 | \$ 6,546,163 | \$ 30,441,744 | \$ 32,938,596 | \$ 22,169,175 | \$ 6,471,500 |
| 56    | 200305 | 669,337                        | 115,061 | 141,263 | 80,840  | 75,830  | 93,379 | \$ 7,028,447 | \$ 6,810,578 | \$ 31,837,682 | \$ 34,676,318 | \$ 23,317,291 | \$ 6,834,921 |
| 57    | 200306 |                                |         |         |         |         |        |              |              |               |               |               |              |
| 58    | 200307 |                                |         |         |         |         |        |              |              |               |               |               |              |
| 59    | 200308 |                                |         |         |         |         |        |              |              |               |               |               |              |
| 60    | 200309 |                                |         |         |         |         |        |              |              |               |               |               |              |

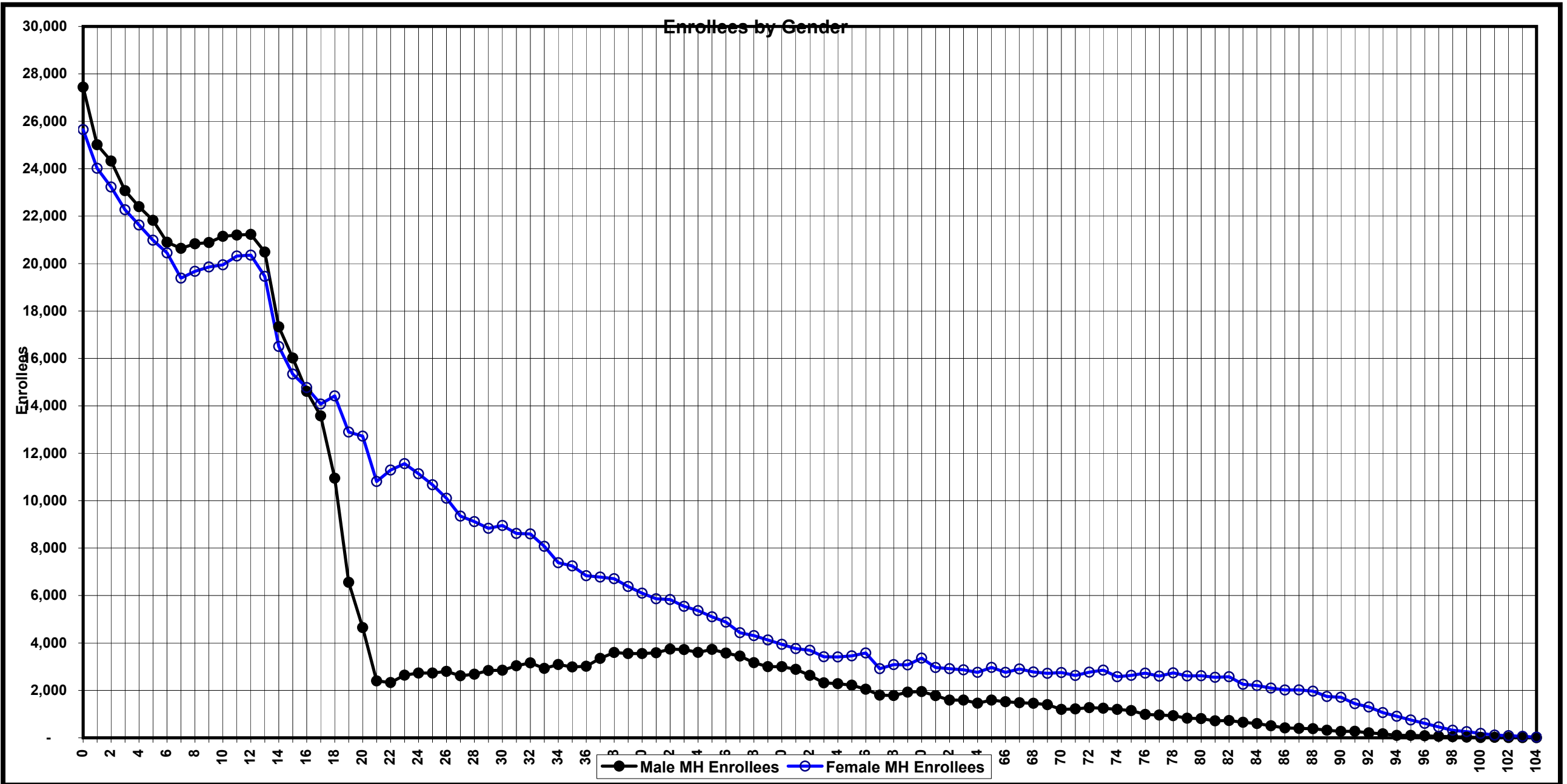
2003-05



MA Trends - Populaton and Renenue - by Gender by Age - Chart

27-Apr-2003 08:56

2003-05



MA Trends - Population - Age Group - by Gender

27-Apr-2003 08:56

2003-05

MA Capitation DMB Report: 75a2 - Pop - Age Group by Gender by PaymentMonth - M

75a2 - Pop - Age Group by Gender by PaymentMonth - F

|       |        | Male - by Age Group (MH and DD Combined) |         |         |         |         |        | Female - by Age Group (MH and DD Combined) |         |         |         |         |        |
|-------|--------|--|---------|---------|---------|---------|--------|--|---------|---------|---------|---------|--------|
| Month |        | 0 - 17                                   | 18 - 25 | 26 - 39 | 40 - 49 | 50 - 64 | 65+    | 0 - 17                                     | 18 - 25 | 26 - 39 | 40 - 49 | 50 - 64 | 65+    |
| 1     | 199810 | 309,103                                  | 26,470  | 45,728  | 31,958  | 26,882  | 26,119 | 294,955                                    | 87,341  | 121,354 | 48,155  | 43,143  | 79,480 |
| 2     | 199811 | 307,822                                  | 26,211  | 45,172  | 31,833  | 26,906  | 26,215 | 293,682                                    | 86,115  | 119,594 | 47,907  | 43,272  | 79,617 |
| 3     | 199812 | 305,648                                  | 26,249  | 44,912  | 31,951  | 27,106  | 26,413 | 291,801                                    | 84,967  | 118,482 | 47,939  | 43,489  | 79,799 |
| 4     | 199901 | 309,350                                  | 26,852  | 45,290  | 32,281  | 27,476  | 26,857 | 295,356                                    | 86,044  | 119,301 | 48,310  | 43,780  | 80,476 |
| 5     | 199902 | 309,404                                  | 26,939  | 45,040  | 32,323  | 27,620  | 26,851 | 295,482                                    | 85,770  | 118,119 | 48,298  | 43,982  | 80,338 |
| 6     | 199903 | 311,575                                  | 27,005  | 44,816  | 32,442  | 27,780  | 26,994 | 297,102                                    | 85,873  | 117,455 | 48,416  | 44,268  | 80,577 |
| 7     | 199904 | 309,475                                  | 26,762  | 44,154  | 32,235  | 27,788  | 26,961 | 295,340                                    | 84,130  | 114,863 | 47,992  | 44,242  | 80,469 |
| 8     | 199905 | 309,626                                  | 26,729  | 43,716  | 32,299  | 27,910  | 26,912 | 295,442                                    | 83,401  | 113,544 | 47,860  | 44,304  | 80,235 |
| 9     | 199906 | 310,821                                  | 26,726  | 43,549  | 32,437  | 28,108  | 27,039 | 296,564                                    | 83,166  | 112,850 | 47,993  | 44,431  | 80,353 |
| 10    | 199907 | 311,178                                  | 26,664  | 43,309  | 32,486  | 28,235  | 27,207 | 296,766                                    | 82,510  | 112,079 | 47,846  | 44,582  | 80,770 |
| 11    | 199908 | 311,700                                  | 26,542  | 43,272  | 32,633  | 28,424  | 27,367 | 297,503                                    | 82,225  | 111,406 | 47,943  | 44,726  | 80,972 |
| 12    | 199909 | 312,317                                  | 26,539  | 43,083  | 32,705  | 28,544  | 27,511 | 298,373                                    | 82,051  | 110,769 | 47,994  | 44,866  | 81,368 |
| 13    | 199910 | 310,795                                  | 26,294  | 42,810  | 32,743  | 28,586  | 27,694 | 296,969                                    | 80,859  | 109,438 | 47,913  | 45,028  | 81,632 |
| 14    | 199911 | 309,192                                  | 26,049  | 42,283  | 32,668  | 28,566  | 27,625 | 295,478                                    | 80,235  | 108,275 | 47,700  | 45,082  | 81,255 |
| 15    | 199912 | 308,943                                  | 26,237  | 42,192  | 32,818  | 28,656  | 27,644 | 294,893                                    | 80,083  | 107,877 | 47,808  | 45,173  | 81,187 |
| 16    | 200001 | 307,776                                  | 26,317  | 42,209  | 32,874  | 28,784  | 27,715 | 294,189                                    | 79,941  | 107,266 | 47,738  | 45,243  | 81,400 |
| 17    | 200002 | 309,004                                  | 26,613  | 42,556  | 33,120  | 28,936  | 27,703 | 295,653                                    | 80,749  | 107,698 | 48,068  | 45,449  | 81,352 |
| 18    | 200003 | 308,947                                  | 26,816  | 42,477  | 33,257  | 29,054  | 27,666 | 295,498                                    | 80,955  | 107,208 | 48,131  | 45,511  | 81,095 |
| 19    | 200004 | 308,755                                  | 26,796  | 42,501  | 33,344  | 29,105  | 27,636 | 295,196                                    | 81,059  | 106,928 | 48,079  | 45,582  | 80,746 |
| 20    | 200005 | 308,623                                  | 26,708  | 42,256  | 33,337  | 29,280  | 27,658 | 295,347                                    | 81,107  | 106,642 | 47,997  | 45,732  | 80,708 |
| 21    | 200006 | 310,116                                  | 26,901  | 42,478  | 33,708  | 29,534  | 27,867 | 296,707                                    | 82,095  | 107,302 | 48,327  | 45,926  | 81,016 |
| 22    | 200007 | 309,016                                  | 26,536  | 42,427  | 33,751  | 29,726  | 27,902 | 295,630                                    | 81,803  | 107,000 | 48,344  | 46,037  | 81,027 |
| 23    | 200008 | 311,849                                  | 26,835  | 42,668  | 34,056  | 29,910  | 28,105 | 298,436                                    | 82,974  | 108,088 | 48,717  | 46,377  | 81,333 |
| 24    | 200009 | 312,661                                  | 26,838  | 42,726  | 34,141  | 29,979  | 28,183 | 299,466                                    | 83,306  | 108,318 | 48,903  | 46,534  | 81,470 |
| 25    | 200010 | 314,605                                  | 26,917  | 42,877  | 34,349  | 30,202  | 28,194 | 301,221                                    | 83,762  | 108,456 | 49,065  | 46,749  | 81,506 |
| 26    | 200011 | 317,481                                  | 27,163  | 42,874  | 34,387  | 30,287  | 28,225 | 304,099                                    | 84,272  | 108,615 | 49,154  | 46,858  | 81,535 |
| 27    | 200012 | 317,425                                  | 27,087  | 42,272  | 34,174  | 30,216  | 28,149 | 304,046                                    | 82,985  | 107,038 | 48,868  | 46,855  | 81,239 |
| 28    | 200101 | 322,113                                  | 26,113  | 37,953  | 31,801  | 28,612  | 27,567 | 308,529                                    | 80,514  | 98,077  | 45,386  | 45,273  | 80,543 |
| 29    | 200102 | 323,046                                  | 26,282  | 37,946  | 31,898  | 28,615  | 27,445 | 309,166                                    | 80,633  | 98,009  | 45,494  | 45,382  | 80,126 |
| 30    | 200103 | 318,926                                  | 26,476  | 37,652  | 31,755  | 28,598  | 27,293 | 304,658                                    | 79,446  | 96,450  | 45,171  | 45,342  | 79,500 |

MA Trends - Population - Age Group - by Gender

27-Apr-2003 08:56

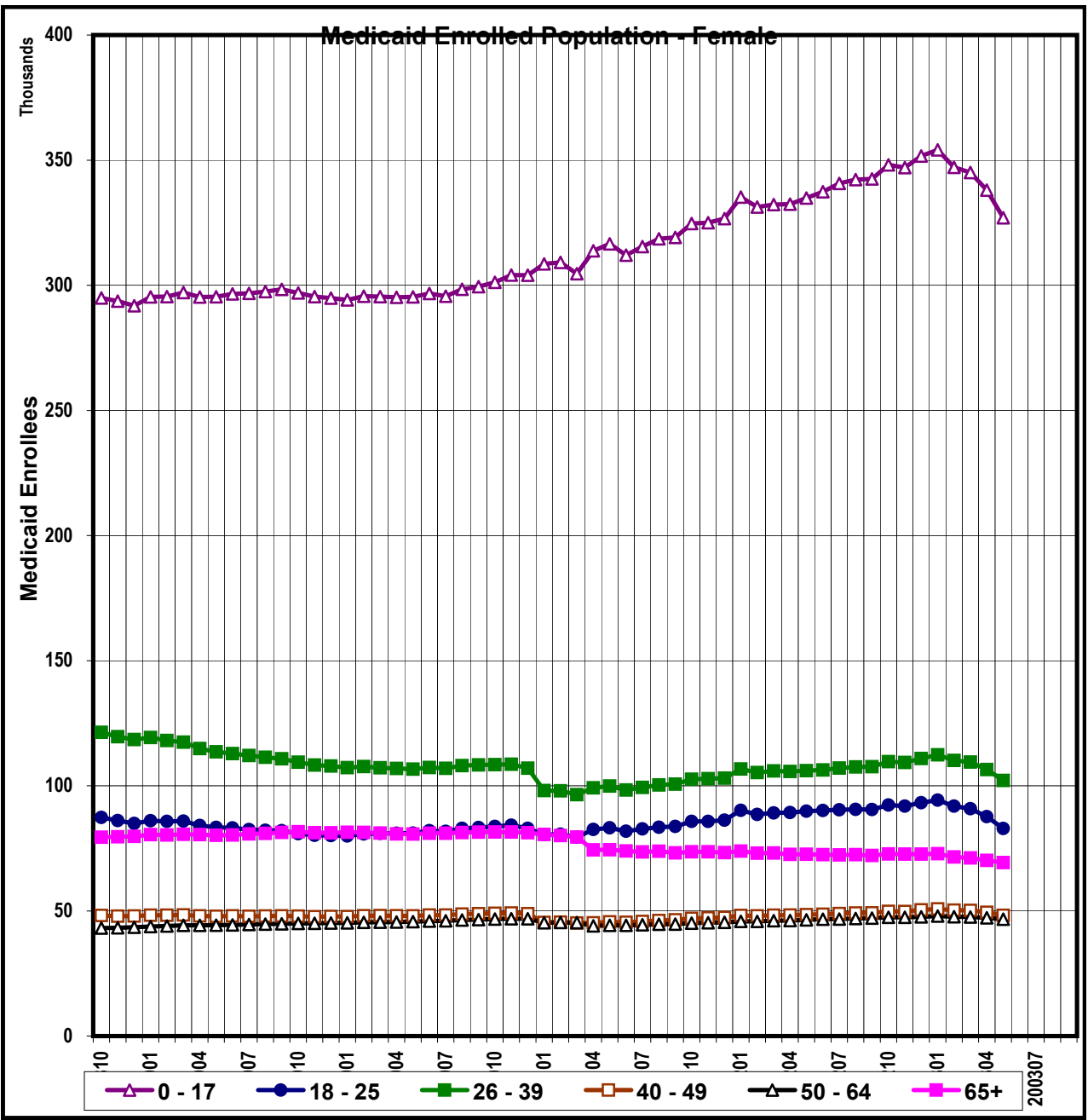
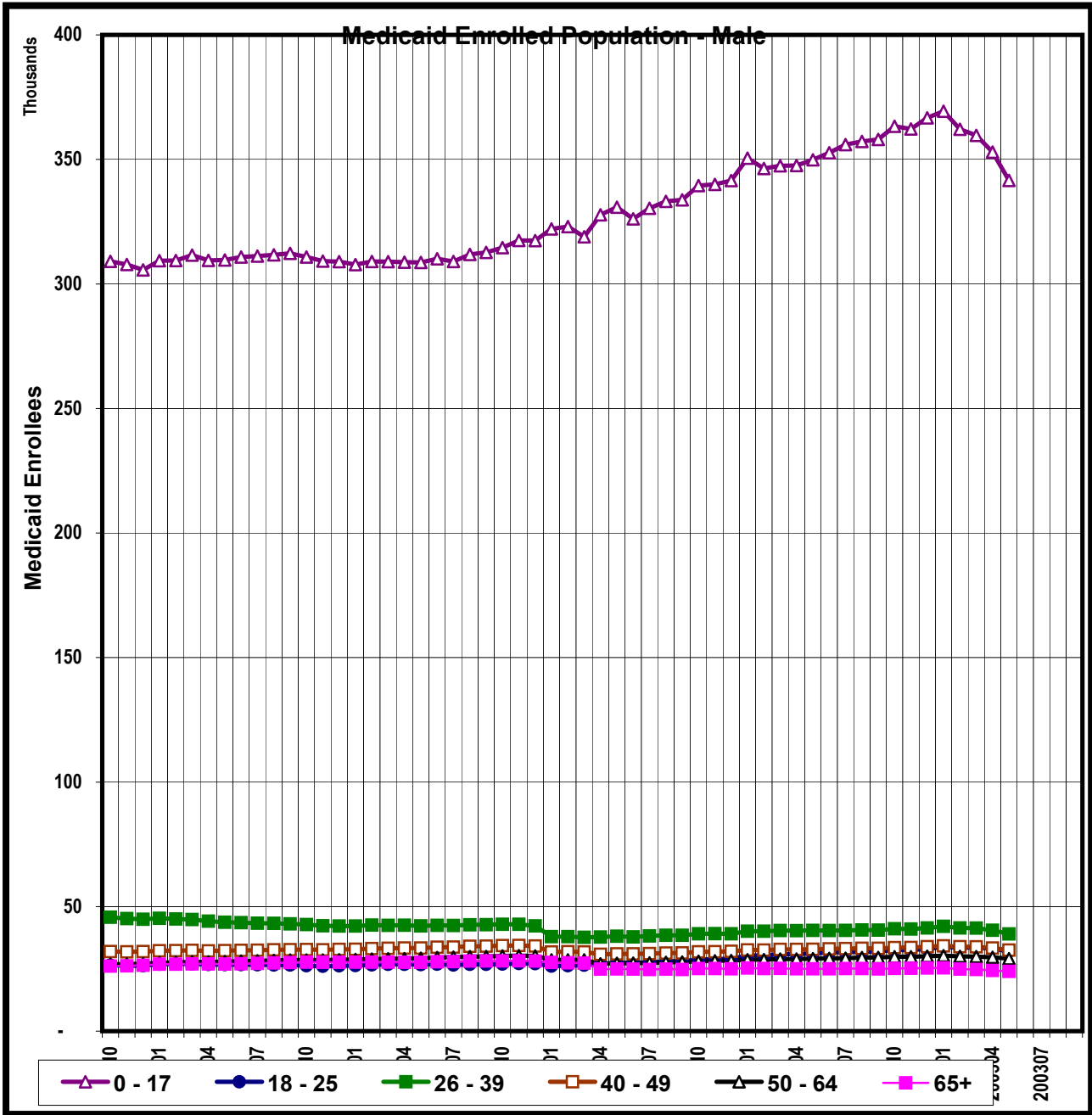
2003-05

MA Capitation DMB Report: 75a2 - Pop - Age Group by Gender by PaymentMonth - M

75a2 - Pop - Age Group by Gender by PaymentMonth - F

|       |        | Male - by Age Group (MH and DD Combined) |         |         |         |         |        | Female - by Age Group (MH and DD Combined) |         |         |         |         |        |
|-------|--------|--|---------|---------|---------|---------|--------|--|---------|---------|---------|---------|--------|
| Month |        | 0 - 17                                   | 18 - 25 | 26 - 39 | 40 - 49 | 50 - 64 | 65+    | 0 - 17                                     | 18 - 25 | 26 - 39 | 40 - 49 | 50 - 64 | 65+    |
| 31    | 200104 | 327,788                                  | 27,072  | 37,792  | 30,851  | 27,041  | 24,886 | 313,775                                    | 82,550  | 99,157  | 45,251  | 44,055  | 74,377 |
| 32    | 200105 | 330,807                                  | 27,422  | 38,129  | 31,008  | 27,271  | 24,958 | 316,570                                    | 83,239  | 99,873  | 45,611  | 44,230  | 74,442 |
| 33    | 200106 | 326,145                                  | 27,380  | 37,845  | 30,990  | 27,314  | 24,906 | 312,049                                    | 81,846  | 98,317  | 45,455  | 44,250  | 73,968 |
| 34    | 200107 | 330,384                                  | 27,668  | 38,230  | 31,132  | 27,425  | 24,744 | 315,474                                    | 82,777  | 99,349  | 45,769  | 44,450  | 73,583 |
| 35    | 200108 | 333,150                                  | 28,005  | 38,497  | 31,368  | 27,649  | 24,914 | 318,598                                    | 83,416  | 100,330 | 46,175  | 44,709  | 73,829 |
| 36    | 200109 | 333,776                                  | 28,180  | 38,468  | 31,415  | 27,745  | 24,759 | 319,124                                    | 83,750  | 100,637 | 46,404  | 44,732  | 73,179 |
| 37    | 200110 | 339,492                                  | 28,650  | 39,075  | 31,835  | 28,071  | 25,123 | 324,667                                    | 85,794  | 102,598 | 47,027  | 45,124  | 73,621 |
| 38    | 200111 | 339,981                                  | 28,920  | 39,165  | 31,906  | 28,226  | 25,137 | 324,994                                    | 85,760  | 102,854 | 47,188  | 45,261  | 73,610 |
| 39    | 200112 | 341,516                                  | 29,063  | 39,111  | 32,053  | 28,321  | 25,035 | 326,646                                    | 86,279  | 103,064 | 47,368  | 45,448  | 73,309 |
| 40    | 200201 | 350,516                                  | 30,353  | 40,135  | 32,603  | 28,691  | 25,334 | 335,234                                    | 90,198  | 106,713 | 48,183  | 45,815  | 73,882 |
| 41    | 200202 | 346,381                                  | 30,412  | 40,099  | 32,563  | 28,748  | 25,114 | 331,284                                    | 88,553  | 105,297 | 47,990  | 45,831  | 73,097 |
| 42    | 200203 | 347,462                                  | 30,878  | 40,393  | 32,795  | 28,918  | 25,202 | 332,286                                    | 89,172  | 105,961 | 48,285  | 46,127  | 73,115 |
| 43    | 200204 | 347,559                                  | 30,985  | 40,358  | 32,803  | 28,955  | 25,014 | 332,431                                    | 89,331  | 105,742 | 48,363  | 46,150  | 72,568 |
| 44    | 200205 | 349,851                                  | 31,205  | 40,428  | 32,885  | 29,098  | 25,035 | 334,867                                    | 89,853  | 106,044 | 48,522  | 46,417  | 72,631 |
| 45    | 200206 | 352,678                                  | 31,600  | 40,374  | 33,022  | 29,200  | 25,045 | 337,364                                    | 90,144  | 106,309 | 48,660  | 46,693  | 72,505 |
| 46    | 200207 | 355,948                                  | 31,724  | 40,449  | 33,143  | 29,298  | 25,113 | 340,723                                    | 90,391  | 107,075 | 48,930  | 46,748  | 72,381 |
| 47    | 200208 | 357,205                                  | 31,895  | 40,590  | 33,234  | 29,538  | 25,125 | 342,246                                    | 90,560  | 107,533 | 49,137  | 46,961  | 72,461 |
| 48    | 200209 | 358,045                                  | 32,015  | 40,553  | 33,228  | 29,624  | 24,961 | 342,518                                    | 90,537  | 107,609 | 49,233  | 47,162  | 72,144 |
| 49    | 200210 | 363,329                                  | 32,579  | 41,098  | 33,545  | 29,847  | 25,211 | 348,139                                    | 92,335  | 109,656 | 49,787  | 47,456  | 72,733 |
| 50    | 200211 | 362,197                                  | 32,518  | 40,987  | 33,601  | 29,889  | 25,239 | 347,034                                    | 91,861  | 109,302 | 49,778  | 47,444  | 72,671 |
| 51    | 200212 | 366,706                                  | 33,040  | 41,427  | 33,905  | 30,078  | 25,341 | 351,687                                    | 93,231  | 110,898 | 50,420  | 47,652  | 72,683 |
| 52    | 200301 | 369,344                                  | 33,856  | 42,073  | 34,258  | 30,294  | 25,422 | 354,124                                    | 94,289  | 112,382 | 50,779  | 47,936  | 72,879 |
| 53    | 200302 | 362,109                                  | 33,495  | 41,422  | 33,918  | 30,012  | 24,912 | 347,126                                    | 91,907  | 110,130 | 50,286  | 47,683  | 71,572 |
| 54    | 200303 | 359,671                                  | 33,589  | 41,350  | 33,826  | 29,948  | 24,740 | 345,094                                    | 90,822  | 109,468 | 50,190  | 47,598  | 71,197 |
| 55    | 200304 | 352,978                                  | 33,096  | 40,489  | 33,380  | 29,633  | 24,368 | 338,060                                    | 87,693  | 106,508 | 49,412  | 47,222  | 70,166 |
| 56    | 200305 | 341,581                                  | 31,982  | 39,004  | 32,554  | 29,126  | 24,006 | 326,963                                    | 82,952  | 102,134 | 48,243  | 46,678  | 69,300 |
| 57    | 200306 |  |         |         |         |         |        |  |         |         |         |         |        |
| 58    | 200307 |  |         |         |         |         |        |  |         |         |         |         |        |
| 59    | 200308 |  |         |         |         |         |        |  |         |         |         |         |        |
| 60    | 200309 |  |         |         |         |         |        |  |         |         |         |         |        |

2003-05



MA Trends - Revenue - by Age Group - by Gender

27-Apr-2003 08:56

2003-05

MA Capitation DMB Report: 76a2 - Rev - Age Group by Gender by PaymentMonth - M

76a2 - Rev - Age Group by Gender by PaymentMonth - F

| Month  | Male - by Age Group (MH and DD Combined) |              |               |               |              |              | Female - by Age Group (MH and DD Combined) |              |               |               |               |              |
|--------|--|--------------|---------------|---------------|--------------|--------------|--|--------------|---------------|---------------|---------------|--------------|
|        | 0 - 17                                   | 18 - 25      | 26 - 39       | 40 - 49       | 50 - 64      | 65+          | 0 - 17                                     | 18 - 25      | 26 - 39       | 40 - 49       | 50 - 64       | 65+          |
| 199810 | \$ 3,586,450                             | \$ 3,172,137 | \$ 16,207,844 | \$ 13,305,427 | \$ 6,833,378 | \$ 1,609,239 | \$ 2,822,131                               | \$ 2,895,156 | \$ 15,310,796 | \$ 14,346,732 | \$ 10,893,211 | \$ 4,220,788 |
| 199811 | \$ 3,574,350                             | \$ 3,153,104 | \$ 16,166,559 | \$ 13,349,282 | \$ 6,863,436 | \$ 1,618,366 | \$ 2,813,862                               | \$ 2,871,532 | \$ 15,283,905 | \$ 14,381,812 | \$ 10,946,108 | \$ 4,230,108 |
| 199812 | \$ 3,561,157                             | \$ 3,143,100 | \$ 16,099,418 | \$ 13,395,377 | \$ 6,930,111 | \$ 1,628,512 | \$ 2,800,350                               | \$ 2,856,252 | \$ 15,258,069 | \$ 14,420,676 | \$ 11,009,718 | \$ 4,234,776 |
| 199901 | \$ 3,576,469                             | \$ 3,161,616 | \$ 16,110,208 | \$ 13,518,291 | \$ 7,021,530 | \$ 1,651,203 | \$ 2,817,762                               | \$ 2,868,355 | \$ 15,287,593 | \$ 14,496,655 | \$ 11,085,788 | \$ 4,267,063 |
| 199902 | \$ 3,572,060                             | \$ 3,149,858 | \$ 16,076,628 | \$ 13,573,067 | \$ 7,059,620 | \$ 1,651,316 | \$ 2,813,949                               | \$ 2,860,411 | \$ 15,266,333 | \$ 14,539,852 | \$ 11,145,469 | \$ 4,268,990 |
| 199903 | \$ 3,577,762                             | \$ 3,122,565 | \$ 16,000,799 | \$ 13,625,999 | \$ 7,099,247 | \$ 1,658,710 | \$ 2,821,362                               | \$ 2,845,384 | \$ 15,252,056 | \$ 14,611,857 | \$ 11,218,144 | \$ 4,293,501 |
| 199904 | \$ 3,558,563                             | \$ 3,121,748 | \$ 15,953,189 | \$ 13,642,180 | \$ 7,108,594 | \$ 1,661,739 | \$ 2,807,906                               | \$ 2,821,361 | \$ 15,253,971 | \$ 14,630,884 | \$ 11,238,072 | \$ 4,300,679 |
| 199905 | \$ 3,561,305                             | \$ 3,109,234 | \$ 15,887,930 | \$ 13,703,179 | \$ 7,150,066 | \$ 1,655,842 | \$ 2,808,894                               | \$ 2,814,289 | \$ 15,250,334 | \$ 14,665,301 | \$ 11,259,483 | \$ 4,289,722 |
| 199906 | \$ 3,559,522                             | \$ 3,082,264 | \$ 15,771,925 | \$ 13,733,172 | \$ 7,183,357 | \$ 1,665,723 | \$ 2,811,721                               | \$ 2,810,449 | \$ 15,204,498 | \$ 14,752,039 | \$ 11,293,573 | \$ 4,296,359 |
| 199907 | \$ 3,558,810                             | \$ 3,086,231 | \$ 15,714,630 | \$ 13,782,739 | \$ 7,212,500 | \$ 1,682,854 | \$ 2,812,730                               | \$ 2,806,167 | \$ 15,186,746 | \$ 14,769,012 | \$ 11,327,268 | \$ 4,322,365 |
| 199908 | \$ 3,550,885                             | \$ 3,088,001 | \$ 15,747,474 | \$ 13,884,921 | \$ 7,271,321 | \$ 1,691,444 | \$ 2,812,302                               | \$ 2,809,992 | \$ 15,201,428 | \$ 14,846,044 | \$ 11,372,659 | \$ 4,343,727 |
| 199909 | \$ 3,550,373                             | \$ 3,077,934 | \$ 15,663,021 | \$ 13,921,803 | \$ 7,298,980 | \$ 1,699,153 | \$ 2,817,127                               | \$ 2,805,872 | \$ 15,175,120 | \$ 14,875,657 | \$ 11,412,903 | \$ 4,364,180 |
| 199910 | \$ 3,535,659                             | \$ 3,053,009 | \$ 15,620,453 | \$ 13,987,222 | \$ 7,315,863 | \$ 1,711,037 | \$ 2,807,861                               | \$ 2,786,110 | \$ 15,134,122 | \$ 14,958,479 | \$ 11,463,195 | \$ 4,375,294 |
| 199911 | \$ 3,527,720                             | \$ 3,074,836 | \$ 15,794,979 | \$ 14,234,579 | \$ 7,426,032 | \$ 1,736,840 | \$ 2,799,387                               | \$ 2,796,278 | \$ 15,331,577 | \$ 15,207,848 | \$ 11,654,617 | \$ 4,429,678 |
| 199912 | \$ 3,531,928                             | \$ 3,072,744 | \$ 15,761,704 | \$ 14,291,121 | \$ 7,449,342 | \$ 1,738,523 | \$ 2,797,621                               | \$ 2,799,816 | \$ 15,301,962 | \$ 15,249,051 | \$ 11,679,926 | \$ 4,431,667 |
| 200001 | \$ 3,513,352                             | \$ 3,049,608 | \$ 15,716,846 | \$ 14,318,743 | \$ 7,483,307 | \$ 1,745,305 | \$ 2,790,552                               | \$ 2,790,094 | \$ 15,274,083 | \$ 15,254,782 | \$ 11,701,260 | \$ 4,443,644 |
| 200002 | \$ 3,501,640                             | \$ 3,048,817 | \$ 15,709,468 | \$ 14,396,755 | \$ 7,513,320 | \$ 1,746,724 | \$ 2,789,463                               | \$ 2,796,048 | \$ 15,267,312 | \$ 15,285,969 | \$ 11,748,125 | \$ 4,443,503 |
| 200003 | \$ 3,497,539                             | \$ 3,038,767 | \$ 15,615,873 | \$ 14,442,530 | \$ 7,537,734 | \$ 1,752,473 | \$ 2,787,133                               | \$ 2,792,551 | \$ 15,259,213 | \$ 15,340,038 | \$ 11,762,698 | \$ 4,452,039 |
| 200004 | \$ 3,495,146                             | \$ 3,025,762 | \$ 15,592,067 | \$ 14,444,585 | \$ 7,557,342 | \$ 1,748,993 | \$ 2,782,457                               | \$ 2,793,224 | \$ 15,209,579 | \$ 15,352,238 | \$ 11,783,288 | \$ 4,441,057 |
| 200005 | \$ 3,482,263                             | \$ 3,017,181 | \$ 15,525,951 | \$ 14,465,781 | \$ 7,594,363 | \$ 1,752,563 | \$ 2,779,050                               | \$ 2,788,193 | \$ 15,196,129 | \$ 15,350,117 | \$ 11,821,544 | \$ 4,445,036 |
| 200006 | \$ 3,490,419                             | \$ 3,017,635 | \$ 15,459,410 | \$ 14,532,716 | \$ 7,639,922 | \$ 1,770,693 | \$ 2,789,803                               | \$ 2,795,662 | \$ 15,209,013 | \$ 15,369,060 | \$ 11,858,503 | \$ 4,462,782 |
| 200007 | \$ 3,475,660                             | \$ 2,995,502 | \$ 15,372,197 | \$ 14,523,627 | \$ 7,675,839 | \$ 1,777,251 | \$ 2,781,368                               | \$ 2,785,997 | \$ 15,190,525 | \$ 15,395,467 | \$ 11,870,638 | \$ 4,472,416 |
| 200008 | \$ 3,484,923                             | \$ 2,993,862 | \$ 15,319,300 | \$ 14,569,596 | \$ 7,712,069 | \$ 1,793,802 | \$ 2,795,489                               | \$ 2,795,171 | \$ 15,170,068 | \$ 15,454,571 | \$ 11,930,211 | \$ 4,487,958 |
| 200009 | \$ 3,481,887                             | \$ 2,980,079 | \$ 15,238,639 | \$ 14,597,595 | \$ 7,719,389 | \$ 1,803,995 | \$ 2,798,941                               | \$ 2,789,179 | \$ 15,135,970 | \$ 15,507,814 | \$ 11,952,405 | \$ 4,498,697 |
| 200010 | \$ 3,485,359                             | \$ 2,975,492 | \$ 15,203,724 | \$ 14,655,333 | \$ 7,755,312 | \$ 1,806,151 | \$ 2,800,222                               | \$ 2,793,605 | \$ 15,123,648 | \$ 15,550,656 | \$ 11,994,436 | \$ 4,495,315 |
| 200011 | \$ 3,486,416                             | \$ 2,972,938 | \$ 15,107,360 | \$ 14,635,576 | \$ 7,750,815 | \$ 1,811,062 | \$ 2,804,806                               | \$ 2,781,018 | \$ 15,105,727 | \$ 15,572,586 | \$ 12,000,820 | \$ 4,497,072 |
| 200012 | \$ 3,463,671                             | \$ 2,951,237 | \$ 14,980,410 | \$ 14,559,448 | \$ 7,710,370 | \$ 1,811,199 | \$ 2,785,655                               | \$ 2,744,971 | \$ 14,998,664 | \$ 15,554,294 | \$ 11,970,228 | \$ 4,489,513 |
| 200101 | \$ 3,432,677                             | \$ 2,900,106 | \$ 14,741,325 | \$ 14,189,798 | \$ 7,354,392 | \$ 1,776,618 | \$ 2,755,268                               | \$ 2,665,186 | \$ 14,789,296 | \$ 15,345,949 | \$ 11,644,043 | \$ 4,443,444 |
| 200102 | \$ 3,380,118                             | \$ 2,862,359 | \$ 14,519,964 | \$ 14,067,642 | \$ 7,278,910 | \$ 1,761,053 | \$ 2,706,051                               | \$ 2,624,183 | \$ 14,648,920 | \$ 15,265,580 | \$ 11,577,041 | \$ 4,415,081 |
| 200103 | \$ 3,262,750                             | \$ 2,805,197 | \$ 14,201,826 | \$ 13,816,293 | \$ 7,154,364 | \$ 1,741,572 | \$ 2,600,376                               | \$ 2,545,157 | \$ 14,398,637 | \$ 15,080,015 | \$ 11,428,803 | \$ 4,376,102 |

MA Trends - Revenue - by Age Group - by Gender

27-Apr-2003 08:56

2003-05

MA Capitation DMB Report: 76a2 - Rev - Age Group by Gender by PaymentMonth - M

76a2 - Rev - Age Group by Gender by PaymentMonth - F

|       |        | Male - by Age Group (MH and DD Combined) |              |               |               |              |              | Female - by Age Group (MH and DD Combined) |              |               |               |               |              |
|-------|--------|--|--------------|---------------|---------------|--------------|--------------|--|--------------|---------------|---------------|---------------|--------------|
| Month |        | 0 - 17                                   | 18 - 25      | 26 - 39       | 40 - 49       | 50 - 64      | 65+          | 0 - 17                                     | 18 - 25      | 26 - 39       | 40 - 49       | 50 - 64       | 65+          |
| 31    | 200104 | \$ 3,572,656                             | \$ 3,045,818 | \$ 14,847,363 | \$ 14,350,683 | \$ 7,405,215 | \$ 1,743,669 | \$ 2,863,865                               | \$ 2,819,228 | \$ 15,325,201 | \$ 16,162,586 | \$ 12,295,042 | \$ 4,518,239 |
| 32    | 200105 | \$ 3,580,136                             | \$ 3,050,818 | \$ 14,799,942 | \$ 14,374,319 | \$ 7,461,155 | \$ 1,745,600 | \$ 2,869,974                               | \$ 2,819,310 | \$ 15,296,785 | \$ 16,212,275 | \$ 12,344,079 | \$ 4,518,484 |
| 33    | 200106 | \$ 3,570,208                             | \$ 3,046,240 | \$ 14,750,845 | \$ 14,385,917 | \$ 7,490,260 | \$ 1,754,049 | \$ 2,871,724                               | \$ 2,829,490 | \$ 15,279,372 | \$ 16,238,364 | \$ 12,379,825 | \$ 4,524,663 |
| 34    | 200107 | \$ 3,599,126                             | \$ 3,068,300 | \$ 14,787,889 | \$ 14,410,485 | \$ 7,528,364 | \$ 1,759,886 | \$ 2,888,159                               | \$ 2,838,796 | \$ 15,315,870 | \$ 16,268,740 | \$ 12,444,517 | \$ 4,520,300 |
| 35    | 200108 | \$ 3,603,185                             | \$ 3,058,634 | \$ 14,776,506 | \$ 14,433,918 | \$ 7,569,556 | \$ 1,766,636 | \$ 2,894,404                               | \$ 2,842,745 | \$ 15,303,461 | \$ 16,355,330 | \$ 12,472,599 | \$ 4,529,818 |
| 36    | 200109 | \$ 3,613,877                             | \$ 3,082,484 | \$ 14,763,384 | \$ 14,491,323 | \$ 7,619,038 | \$ 1,762,712 | \$ 2,905,409                               | \$ 2,861,489 | \$ 15,329,211 | \$ 16,429,036 | \$ 12,543,663 | \$ 4,515,513 |
| 37    | 200110 | \$ 3,633,774                             | \$ 3,094,553 | \$ 14,731,953 | \$ 14,537,477 | \$ 7,664,914 | \$ 1,768,119 | \$ 2,922,036                               | \$ 2,868,391 | \$ 15,329,388 | \$ 16,491,892 | \$ 12,610,418 | \$ 4,531,544 |
| 38    | 200111 | \$ 3,630,584                             | \$ 3,100,841 | \$ 14,664,471 | \$ 14,524,534 | \$ 7,707,325 | \$ 1,772,528 | \$ 2,921,089                               | \$ 2,872,145 | \$ 15,280,851 | \$ 16,515,181 | \$ 12,647,474 | \$ 4,517,690 |
| 39    | 200112 | \$ 3,656,414                             | \$ 3,116,161 | \$ 14,713,656 | \$ 14,609,690 | \$ 7,772,864 | \$ 1,773,501 | \$ 2,945,323                               | \$ 2,905,497 | \$ 15,328,764 | \$ 16,613,371 | \$ 12,739,017 | \$ 4,513,571 |
| 40    | 200201 | \$ 3,702,741                             | \$ 3,153,077 | \$ 14,675,247 | \$ 14,661,418 | \$ 7,830,060 | \$ 1,781,501 | \$ 2,985,070                               | \$ 2,935,977 | \$ 15,333,613 | \$ 16,671,936 | \$ 12,778,958 | \$ 4,525,766 |
| 41    | 200202 | \$ 3,681,650                             | \$ 3,158,884 | \$ 14,637,385 | \$ 14,659,819 | \$ 7,839,202 | \$ 1,777,917 | \$ 2,969,507                               | \$ 2,931,313 | \$ 15,278,009 | \$ 16,682,099 | \$ 12,800,952 | \$ 4,514,061 |
| 42    | 200203 | \$ 3,696,789                             | \$ 3,191,626 | \$ 14,732,847 | \$ 14,810,518 | \$ 7,937,577 | \$ 1,798,305 | \$ 2,981,578                               | \$ 2,968,145 | \$ 15,381,450 | \$ 16,787,082 | \$ 12,937,642 | \$ 4,559,191 |
| 43    | 200204 | \$ 3,718,448                             | \$ 3,220,865 | \$ 14,714,202 | \$ 14,896,755 | \$ 7,983,281 | \$ 1,785,876 | \$ 2,998,809                               | \$ 3,009,186 | \$ 15,437,445 | \$ 16,916,313 | \$ 13,012,977 | \$ 4,547,819 |
| 44    | 200205 | \$ 3,727,925                             | \$ 3,223,453 | \$ 14,726,357 | \$ 14,928,341 | \$ 8,029,882 | \$ 1,791,570 | \$ 3,005,725                               | \$ 3,015,455 | \$ 15,444,440 | \$ 17,007,019 | \$ 13,087,018 | \$ 4,543,545 |
| 45    | 200206 | \$ 3,739,988                             | \$ 3,241,421 | \$ 14,746,158 | \$ 14,985,366 | \$ 8,063,627 | \$ 1,790,128 | \$ 3,018,228                               | \$ 3,015,165 | \$ 15,476,585 | \$ 17,053,692 | \$ 13,166,070 | \$ 4,549,434 |
| 46    | 200207 | \$ 3,762,480                             | \$ 3,253,333 | \$ 14,772,711 | \$ 15,010,351 | \$ 8,079,136 | \$ 1,815,526 | \$ 3,038,023                               | \$ 3,030,042 | \$ 15,516,440 | \$ 17,143,072 | \$ 13,207,069 | \$ 4,578,397 |
| 47    | 200208 | \$ 3,742,507                             | \$ 3,245,301 | \$ 14,738,848 | \$ 14,991,255 | \$ 8,111,326 | \$ 1,814,857 | \$ 3,028,712                               | \$ 3,021,115 | \$ 15,465,954 | \$ 17,121,901 | \$ 13,246,218 | \$ 4,581,669 |
| 48    | 200209 | \$ 3,762,676                             | \$ 3,269,732 | \$ 14,741,960 | \$ 15,035,543 | \$ 8,192,266 | \$ 1,824,430 | \$ 3,041,090                               | \$ 3,036,278 | \$ 15,502,348 | \$ 17,195,444 | \$ 13,351,599 | \$ 4,581,105 |
| 49    | 200210 | \$ 3,784,995                             | \$ 3,278,904 | \$ 14,766,098 | \$ 15,138,279 | \$ 8,254,576 | \$ 1,836,734 | \$ 3,076,960                               | \$ 3,054,087 | \$ 15,516,076 | \$ 17,248,660 | \$ 13,435,804 | \$ 4,600,526 |
| 50    | 200211 | \$ 3,785,750                             | \$ 3,282,395 | \$ 14,728,138 | \$ 15,187,951 | \$ 8,287,946 | \$ 1,847,006 | \$ 3,079,086                               | \$ 3,061,660 | \$ 15,557,694 | \$ 17,281,177 | \$ 13,458,042 | \$ 4,607,481 |
| 51    | 200212 | \$ 3,822,208                             | \$ 3,318,141 | \$ 14,794,715 | \$ 15,262,213 | \$ 8,354,265 | \$ 1,860,603 | \$ 3,110,635                               | \$ 3,078,889 | \$ 15,602,176 | \$ 17,404,793 | \$ 13,543,847 | \$ 4,610,092 |
| 52    | 200301 | \$ 3,851,378                             | \$ 3,361,049 | \$ 14,890,991 | \$ 15,425,480 | \$ 8,459,584 | \$ 1,881,757 | \$ 3,136,741                               | \$ 3,100,427 | \$ 15,726,963 | \$ 17,537,892 | \$ 13,702,058 | \$ 4,657,456 |
| 53    | 200302 | \$ 3,857,356                             | \$ 3,387,137 | \$ 14,863,657 | \$ 15,427,470 | \$ 8,504,852 | \$ 1,875,454 | \$ 3,145,844                               | \$ 3,128,981 | \$ 15,800,646 | \$ 17,620,518 | \$ 13,751,021 | \$ 4,640,949 |
| 54    | 200303 | \$ 3,819,285                             | \$ 3,362,535 | \$ 14,720,847 | \$ 15,309,904 | \$ 8,454,103 | \$ 1,860,643 | \$ 3,128,990                               | \$ 3,126,243 | \$ 15,664,686 | \$ 17,449,741 | \$ 13,650,239 | \$ 4,596,774 |
| 55    | 200304 | \$ 3,827,049                             | \$ 3,392,590 | \$ 14,730,183 | \$ 15,409,856 | \$ 8,481,490 | \$ 1,867,668 | \$ 3,137,462                               | \$ 3,153,572 | \$ 15,711,561 | \$ 17,528,740 | \$ 13,687,685 | \$ 4,603,832 |
| 56    | 200305 | \$ 3,863,831                             | \$ 3,543,620 | \$ 15,401,542 | \$ 16,220,530 | \$ 8,914,904 | \$ 1,976,665 | \$ 3,159,130                               | \$ 3,263,005 | \$ 16,431,005 | \$ 18,450,705 | \$ 14,395,946 | \$ 4,856,386 |
| 57    | 200306 |  |              |               |               |              |              |  |              |               |               |               |              |
| 58    | 200307 |  |              |               |               |              |              |  |              |               |               |               |              |
| 59    | 200308 |  |              |               |               |              |              |  |              |               |               |               |              |
| 60    | 200309 |  |              |               |               |              |              |  |              |               |               |               |              |



2003-05

