

Michigan Medicaid

Mental Health, Habilitation Supports Waiver, and Substance Abuse CAPITATION and ENROLLMENT

These are the rates calculated under the new rate structure beginning January 2004.

June 2004

V1

Summary of the Michigan Medicaid capitation data. Including breakdown of covered lives and revenue by agency providing services and by county.

This report is based on the initial values for the month shown above. Subsequent month's data will include counts retroactively associated with this month, but this report is a summary of the initial values and will not be updated as additional data becomes available. (See the Trends report for year-to-date patterns)

For the Mental Health and Substance Abuse programs, only Current enrollees are capitated. Retroactively enrolled clients are paid for through an adjustment in the capitation rate paid for current enrollees. Therefore, while additional enrollees are expected for this month, the revenue figures will not change.

This data does not include any gross adjustments made to the revenue stream. Only revenues paid out through the capitation system are shown.

Michigan Medicaid Monthly Capitation Summary - Introduction

Section	Page(s)
There are three general types of reports;	
Reports with "Capitation" in their titles include both enrollment and revenue data.	
Reports with "Population" in their titles include only enrollment data.	
Reports with "Revenue" in their titles include only capitated revenue data.	
Generally, if there is a Population report, there is a Revenue reports with the same grouping, sorting, and selection criteria.	
Generally, each report is first presented at the PIHP level and then at the county level.	
SUMMARY - State Level	
The first section provides tables and charts of summary totals for the state as a whole.	4 - 5
There are also some Age Profile charts showing the relative shares of the enrolled population that is male or female.	6 - 7
SUMMARY - PIHP and County Level	
Capitation data summarizing population and revenue by PIHP and county. (Mental Health and Substance Abuse)	8 - 15
Population data by program group and gender for each PIHP and county. (Mental Health and Substance Abuse)	16 - 19
Revenue data by program group and gender for each PIHP and county. (Mental Health and Substance Abuse)	20 - 35
SUMMARY - PIHP and County Level - Habilitation Supports Waiver	
Capitation data summarizing population and revenue by PIHP and county. (Habilitation Supports Waiver)	36 - 42
Population data by program group and gender for each PIHP and county. (Habilitation Supports Waiver)	43 - 46
Revenue data by program group and gender for each PIHP and county. (Habilitation Supports Waiver)	47 - 50
REFERENCE DATA (Base Rates, Age/Sex Factors, Geographic Factors, and Capitation Rates)	51 - 62

Notes:	<p><i>While some data is provided at the county level, the actuarial basis for the data is such that revenue numbers are revenues due the PIHP and not the CMH or county. The rates are best understood as "on average" or "in aggregate" values within any given PIHP. The revenues listed by county are not due that county, nor is that county limited to that revenue from the PIHP. Revenue distribution within a PIHP is the responsibility of the PIHP.</i></p> <p>Approximately the 20th of each month a snapshot of the current enrollment data is taken. This data is the basis for enrollment and capitation reports for the following month. It is a prospective determination. Whatever a person's enrollment status is as of that snapshot will be their enrollment status for the following month in all published reports, data, and calculations.</p> <p>All enrollment is for the entire month. If a person is enrolled for any part of the month, their record and coverage would show them as enrolled for the entire month. No proration of capitation takes place.</p> <p>The following month, another enrollment file is created and if a person's status has changed for a previous month, a retroactive enrollment record will be created.</p> <p>Mental Health and Substance Abuse programs share eligibility determination. Anyone eligible/enrolled in one program has the same enrollment classification and coverage period in the other program.</p> <p>For the Mental Health and Substance Abuse programs, only Current enrollees are capitated. Retroactive enrollees are provided for through a higher rate paid for current enrollees. The higher rate assumes a percentage of additional enrollees will be added later.</p> <p>Only the Habilitation Supports Waiver program pays for retroactive enrollees. They are paid at the rate effective in the current month. Habilitation Supports Waiver enrollees may also have revenue recovery records if their records are found to be in error.</p> <p><i>Habilitation Supports Waiver enrollee's capitation is calculated based on the rates applicable to their County of Residence. The capitation is paid to their County of Financial Responsibility.</i></p>
---------------	---

Michigan Medicaid Monthly Capitation Summary - Table of Contents

Section	Worksheet	Page
INTRODUCTION		
General notes on use of the data		2
SUMMARY		
Single page summary table of all data		4
Summary Charts		5
Enrollment Age Profile Charts		6
CAPITATION (Summaries with Population and Revenue)		
Mental Health Capitation		
by PIHP	MH by PIHP	8
by County	MH by County	9
Substance Abuse Capitation		
by PIHP	SA by PIHP	12
by County	SA by County	13
POPULATION		
by PIHP by Program Group and Age Group	Common to MH and SA	16
REVENUE		
Mental Health Revenue		
by PIHP by Gender/Program Group/Age Group	State Plan	20
by PIHP by Gender/Program Group/Age Group	1915(b)(3)	24
Substand Abuse Revenue		
by PIHP by Gender/Program Group/Age Group	State Plan	28
by PIHP by Gender/Program Group/Age Group	1915(b)(3)	32
CAPITATION - Habilitation Supports Waiver (Summaries with Population and Revenue)		
Habilitation Supports Waiver		
by PIHP	HSW by PIHP	36
by County	HSW by County	37
POPULATION - Habilitation Supports Waiver		
by PIHP by Program Group and Age Group		43
REVENUE - Habilitation Supports Waiver		
Habilitation Supports Waiver		
by PIHP by Gender/Program Group/Age Group		47

Section	Worksheet	Page
Reference Data		
Affiliations and Included Counties		
		51
Capitation Base Rates		
Mental Health Capitaion Base Rates	State-wide	54
Substance Abuse Capitation Base Rates	State-wide	55
Age/Sex Factors		
Mental Health Age/Sex Factors	State-wide	56
Substance Abuse Age/Sex Factors	State-wide	58
Habilitation Supports Waiver Age/Sex Factors	State-wide	60
Geographic Factors		
Mental Health Geographic Factors	by PIHP	61
Substance Abuse Geographic Factors	by PIHP	63
Habilitation Supports Waiver Geographic Factors	by PIHP	65
Capitation Rates		
Mental Health Capitation Rates	by PIHP and Age Group	67
Substance Abuse Capitation Rates	by PIHP and Age Group	70
Habilitation Supports Waiver Capitation Rates	by PIHP and Age Group	73

Medicaid Capitation Summary

12-Jun-2004 20:44

2004-06

Check Values

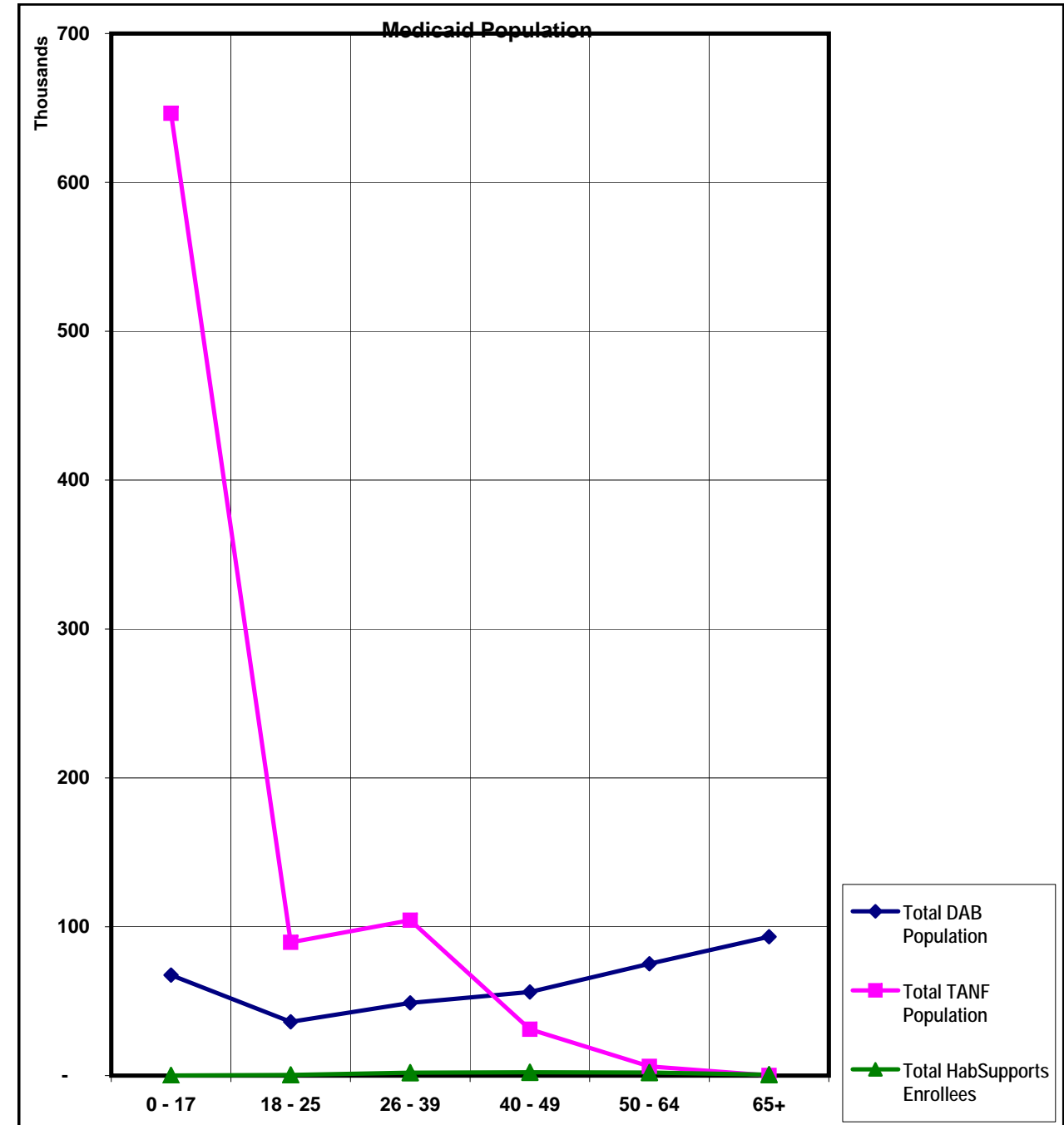
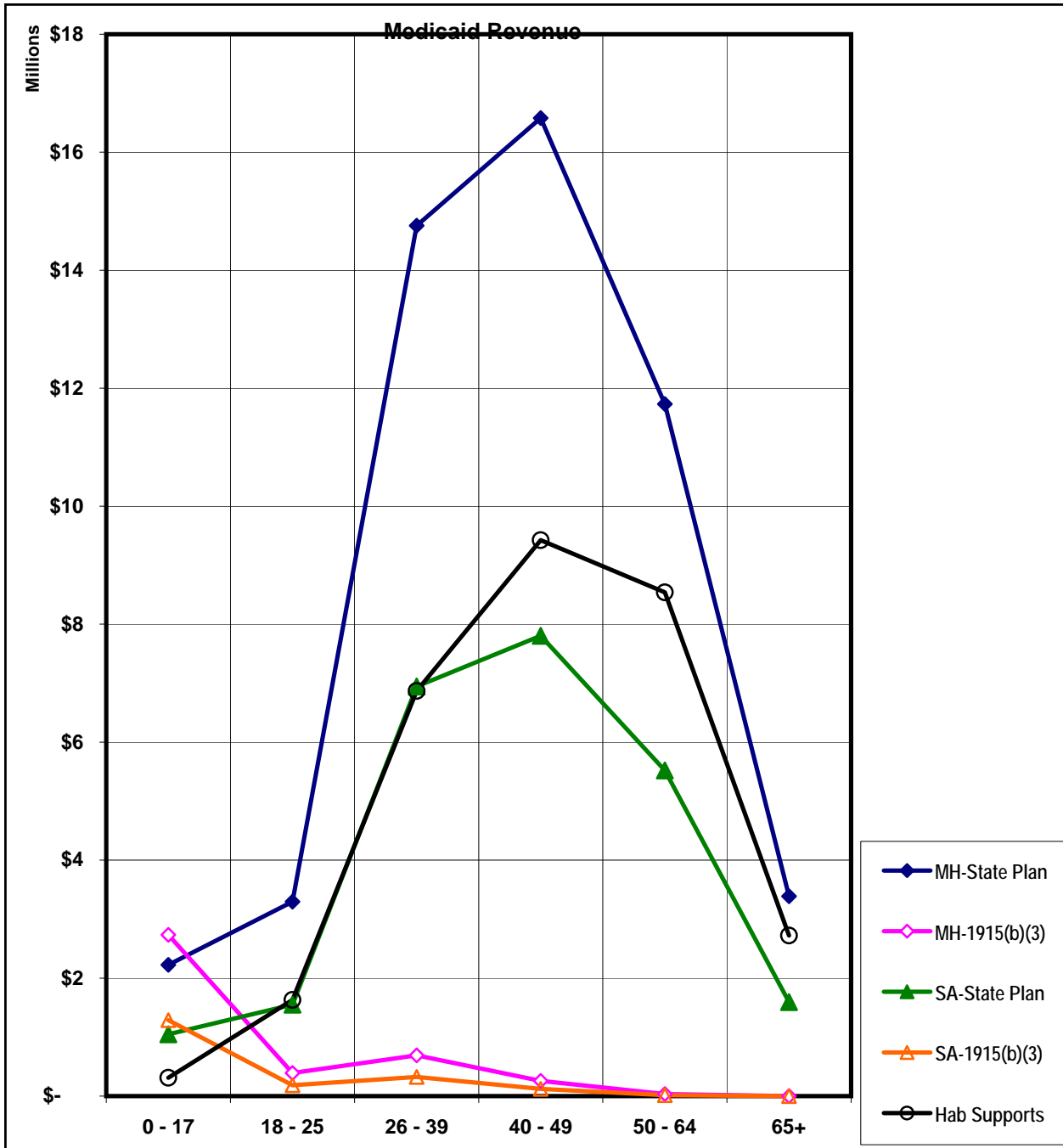
Revenue - Funding Group	Group	Total Capitation	0 - 17	18 - 25	26 - 39	40 - 49	50 - 64	65+
1 Mental Health - State Plan Capitation	DAB	\$ 51,972,328.90	\$ 2,225,412.38	\$ 3,295,292.87	\$ 14,754,272.17	\$ 16,579,167.83	\$ 11,731,555.91	\$ 3,386,627.74
2	TANF	\$ 4,108,532.16	\$ 2,734,089.56	\$ 391,207.11	\$ 691,756.79	\$ 257,659.29	\$ 33,818.64	\$ 0.77
3 Mental Health - 1915(b)(3) Capitation	DAB	\$ 24,457,678.09	\$ 1,047,237.00	\$ 1,550,735.36	\$ 6,943,160.82	\$ 7,801,933.14	\$ 5,520,803.27	\$ 1,593,808.50
4	TANF	\$ 1,934,654.33	\$ 1,287,589.68	\$ 184,138.28	\$ 325,720.77	\$ 121,283.44	\$ 15,921.39	\$ 0.77
5 Combined MHSP and MHB3 Capitation	DAB	\$ 76,430,006.99	\$ 3,272,649.38	\$ 4,846,028.23	\$ 21,697,432.99	\$ 24,381,100.97	\$ 17,252,359.18	\$ 4,980,436.24
6	TANF	\$ 6,043,186.49	\$ 4,021,679.24	\$ 575,345.39	\$ 1,017,477.56	\$ 378,942.73	\$ 49,740.03	\$ 1.54
7 Total MH Capitation (State Plan and 1915(b)(3))		\$ 82,473,193.48	\$ 7,294,328.62	\$ 5,421,373.62	\$ 22,714,910.55	\$ 24,760,043.70	\$ 17,302,099.21	\$ 4,980,437.78
8 Mental Health - HabSupports Waiver		\$ 29,495,495.73	\$ 311,551.83	\$ 1,630,769.95	\$ 6,867,672.63	\$ 9,424,300.45	\$ 8,538,794.02	\$ 2,722,406.85
9 Combined Mental Health Capitation		\$ 111,968,689.21	\$ 7,605,880.45	\$ 7,052,143.57	\$ 29,582,583.18	\$ 34,184,344.15	\$ 25,840,893.23	\$ 7,702,844.63
10 Substance Abuse - State Plan Capitation	DAB	\$ 999,273.01	\$ 48,292.25	\$ 69,765.55	\$ 265,611.15	\$ 436,141.46	\$ 171,206.37	\$ 8,256.23
11	TANF	\$ 959,502.94	\$ 73,794.65	\$ 84,322.06	\$ 486,617.36	\$ 294,781.32	\$ 19,986.78	\$ 0.77
12 Substance Abuse - 1915(b)(3) Capitation	DAB	\$ 190,026.75	\$ 9,171.56	\$ 13,262.10	\$ 50,410.15	\$ 82,798.65	\$ 32,558.57	\$ 1,825.72
13	TANF	\$ 186,662.54	\$ 14,129.70	\$ 16,365.01	\$ 94,828.78	\$ 57,444.12	\$ 3,894.16	\$ 0.77
14 Combined SASP and SAB3 Capitation	DAB	\$ 1,189,299.76	\$ 57,463.81	\$ 83,027.65	\$ 316,021.30	\$ 518,940.11	\$ 203,764.94	\$ 10,081.95
15	TANF	\$ 1,146,165.48	\$ 87,924.35	\$ 100,687.07	\$ 581,446.14	\$ 352,225.44	\$ 23,880.94	\$ 1.54
16 Total SA Capitation (State Plan and 1915(b)(3))		\$ 2,335,465.24	\$ 145,388.16	\$ 183,714.72	\$ 897,467.44	\$ 871,165.55	\$ 227,645.88	\$ 10,083.49
17 Total MA Capitation		\$ 114,304,154.45	\$ 7,751,268.61	\$ 7,235,858.29	\$ 30,480,050.62	\$ 35,055,509.70	\$ 26,068,539.11	\$ 7,712,928.12
Population - Funding Group	Gender	Total Population	0 - 17	18 - 25	26 - 39	40 - 49	50 - 64	65+
18 DAB Population	Male	162,120	39,253	18,989	23,911	26,343	29,320	24,304
19	Female	214,939	28,292	17,151	24,943	29,836	45,786	68,931
20 Total DAB Population		377,059	67,545	36,140	48,854	56,179	75,106	93,235
21 TANF Population	Male	370,535	325,185	17,158	17,459	8,360	2,331	42
22	Female	507,173	321,265	72,336	86,931	22,736	3,870	35
23 Total TANF Population		877,708	646,450	89,494	104,390	31,096	6,201	77
24 Combined Current Medicaid Population*		1,254,767	713,995	125,634	153,244	87,275	81,307	93,312
25 HabSupports Enrollees (included above)	Male	4,246	53	295	1,155	1,324	1,099	320
26	Female	3,131	31	176	773	885	929	337
27 Total HabSupports Enrollees		7,377	84	471	1,928	2,209	2,028	657

* Population figures do not include Retroactive Eligibles

Database: MA Capitation DMB Report from macap_aggregate2.mdb

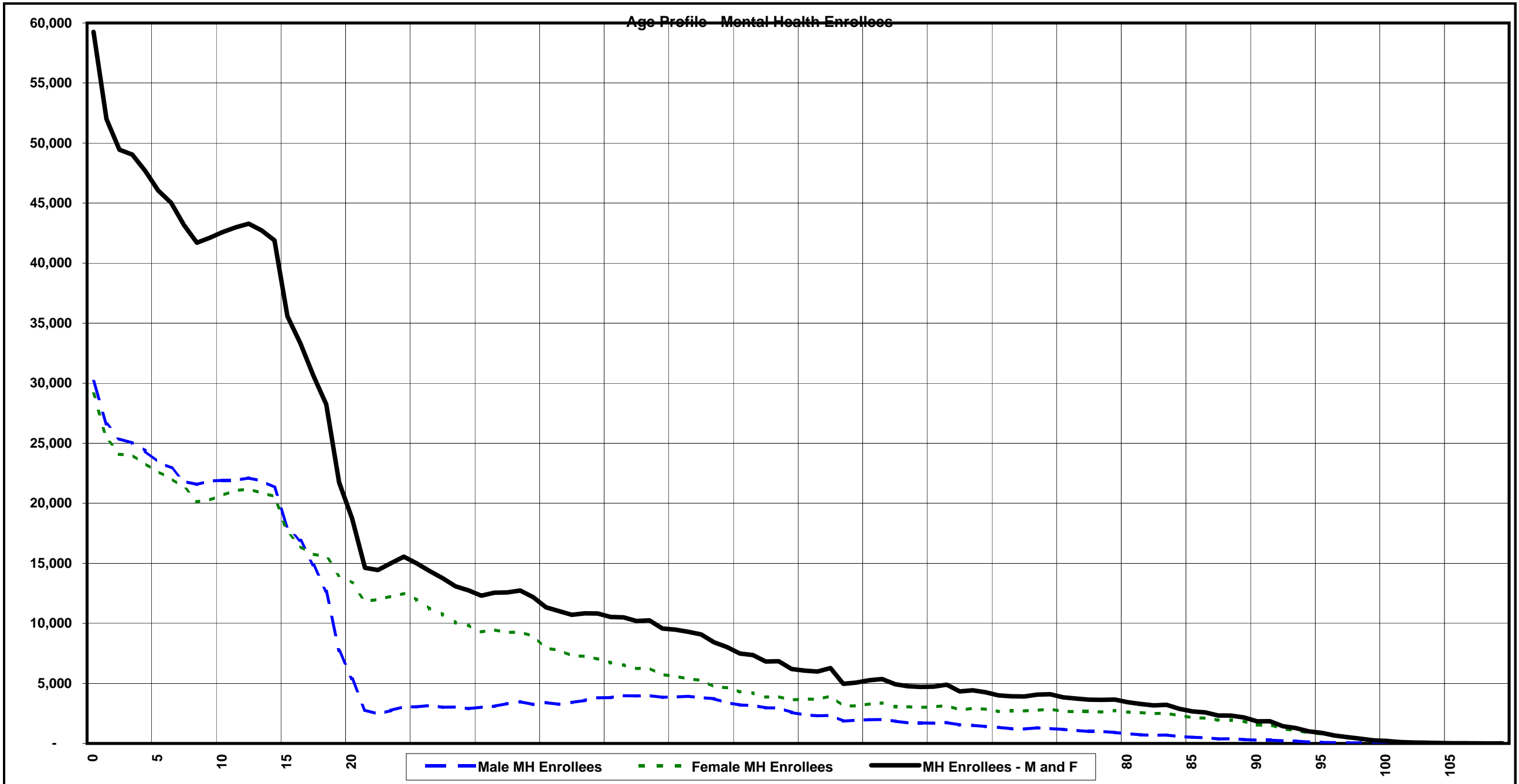
2004-06

Note: The Y axis scales are not the same for these two charts.



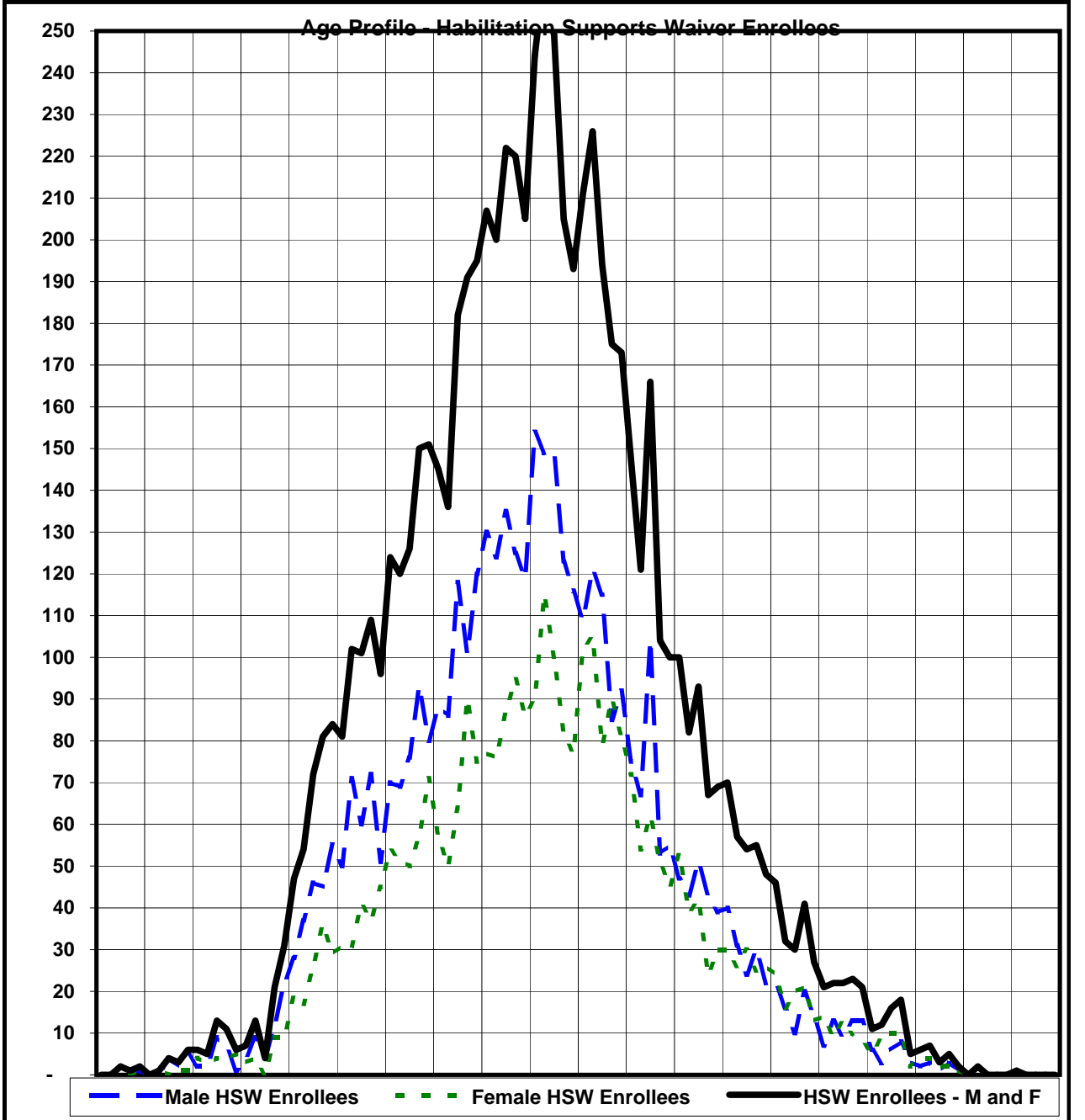
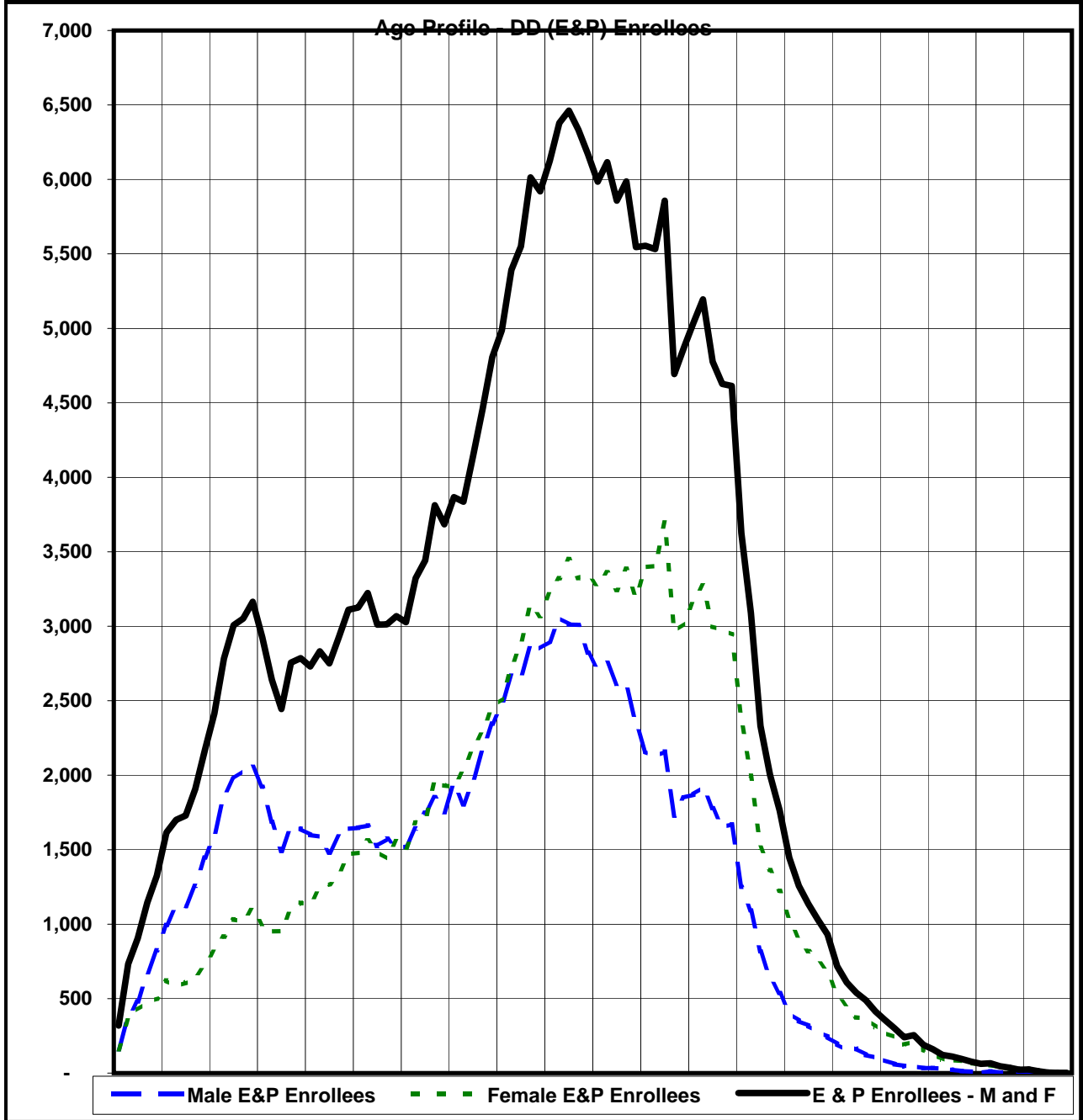
2004-06

Note: The Y axis scales are not the same for the three populations.



2004-06

Note: The Y axis scales are not the same for the three populations.



Mental Health - Capitation by PIHP

Summary by Population by Gender

12-Jun-2004 20:44

2004-06

110a - MA Summary by PIHP by Program Group

Provider ID	Billing Agent	Affiliation DBA	Population - Current Enrollment				Total Enrollees	Revenue - Mental Health Capitation - State Plan and 1915(b)(3)				Total Capitation	
			DAB Enrollees		TANF Enrollees			DAB Capitation		TANF Capitation			
			Male	Female	Male1	Female1		Male3	Female3	Male4	Female4		
1	1705322	00GE	Access Alliance of Michigan	5,710	7,622	14,570	18,587	46,489	\$ 1,551,957	\$ 1,410,806	\$ 137,855	\$ 143,052	\$ 3,243,670
2	1708001	00BJ	CMH Affiliation of Mid-Michigan	9,262	12,147	21,988	29,332	72,729	\$ 2,134,545	\$ 2,028,463	\$ 149,618	\$ 163,404	\$ 4,476,030
3	4344340	00GG	CMH for Central Michigan	4,385	5,786	10,669	13,645	34,485	\$ 914,492	\$ 827,445	\$ 90,065	\$ 94,824	\$ 1,926,826
4	1707176	00HU	CMH Partnership of Southeast Michigan	6,342	8,866	15,048	20,426	50,682	\$ 1,665,410	\$ 1,610,393	\$ 147,953	\$ 164,800	\$ 3,588,556
5	4483587	00GS	CMHSA Network of West Michigan	9,257	11,527	21,597	30,408	72,789	\$ 2,116,459	\$ 2,034,910	\$ 132,058	\$ 152,057	\$ 4,435,484
6	3119549	00GJ	Detroit Wayne County CMH Agency	51,628	64,672	108,256	155,745	380,301	\$ 10,280,167	\$ 9,012,754	\$ 765,305	\$ 924,311	\$ 20,982,537
7	1705233	0028	Genesee County CMH Services	9,182	11,495	22,268	32,222	75,167	\$ 2,134,841	\$ 2,034,252	\$ 62,092	\$ 76,085	\$ 4,307,269
8	3402136	00GR	Kalamazoo PHP Affiliation	6,654	9,216	16,878	22,595	55,343	\$ 1,506,817	\$ 1,501,932	\$ 132,508	\$ 145,026	\$ 3,286,284
9	1712452	00HA	Lakeshore Behavioral Health Alliance	5,560	7,807	14,608	19,494	47,469	\$ 1,478,592	\$ 1,533,109	\$ 95,802	\$ 103,471	\$ 3,210,974
10	1712229	00GV	Lifeways	3,455	4,416	8,019	10,556	26,446	\$ 690,595	\$ 642,671	\$ 95,009	\$ 100,546	\$ 1,528,821
11	3396315	00GX	Macomb County CMH Services	7,574	11,608	18,417	24,748	62,347	\$ 2,698,973	\$ 2,698,408	\$ 138,363	\$ 156,018	\$ 5,691,762
12	1724945	00HJ	Northcare	5,352	7,857	11,815	15,081	40,105	\$ 1,725,837	\$ 1,529,977	\$ 160,521	\$ 167,191	\$ 3,583,525
13	4476125	00HF	Northern Affiliation	4,999	6,648	11,964	14,863	38,474	\$ 959,100	\$ 847,050	\$ 112,111	\$ 112,346	\$ 2,030,607
14	4540048	00HC	Northwest CMH Affiliation	4,360	5,820	11,256	14,005	35,441	\$ 1,123,789	\$ 1,065,319	\$ 110,496	\$ 112,169	\$ 2,411,773
15	1705289	0058	Oakland County CMH Authority	10,809	15,866	21,015	28,281	75,971	\$ 4,211,865	\$ 4,005,725	\$ 129,578	\$ 143,661	\$ 8,490,829
16	1712541	00HQ	Saginaw County CMH Authority	4,783	6,146	10,393	14,934	36,256	\$ 971,669	\$ 933,856	\$ 55,098	\$ 66,217	\$ 2,026,839
17	1708164	00HO	Thumb Mental Health Alliance	3,682	4,984	10,590	13,817	33,073	\$ 1,597,188	\$ 1,507,406	\$ 206,178	\$ 222,454	\$ 3,533,226
18	2920843	00HR	Venture Behavioral Health	9,126	12,456	21,184	28,434	71,200	\$ 1,746,244	\$ 1,696,989	\$ 130,876	\$ 144,071	\$ 3,718,180
19													\$ -
20													\$ -
			State Subtotals	162,120	214,939	370,535	507,173	1,254,767	\$ 39,508,540	\$ 36,921,467	\$ 2,851,487	\$ 3,191,700	\$ 82,473,193
					377,059		877,708	-		76,430,007		6,043,186	\$ 82,473,193
						532,655	722,112				42,360,026	40,113,167	-
					Current	587,185	799,071						
					Retro	54,530	76,959						
					% Retro	8.50%	8.78%						

Mental Health - Capitation by County

Summary by Population by Gender

12-Jun-2004 20:44

2004-06

110b - MA Summary by County by Program Group

Provider ID	Billing Agent	Code	County Name	Population - Current Enrollment				Total Enrollees	Revenue - Mental Health Capitation - State Plan and 1915(b)(3)				Total Capitation	
				DAB Enrollees		TANF Enrollees			DAB Capitation		TANF Capitation			
				Male	Female	Male2	Female2		Male3	Female3	Male4	Female4		
1	4476125	00HF	01	Alcona	220	277	457	578	1,532	\$ 40,354	\$ 33,650	\$ 4,287	\$ 4,460	\$ 82,752
2	1724945	00HJ	02	Alger	134	244	299	382	1,059	\$ 41,839	\$ 44,100	\$ 4,067	\$ 4,106	\$ 94,113
3	3402136	00GR	03	Allegan	1,245	1,774	3,878	4,932	11,829	\$ 272,244	\$ 269,366	\$ 30,396	\$ 30,989	\$ 602,996
4	4476125	00HF	04	Alpena	664	908	1,356	1,757	4,685	\$ 138,937	\$ 130,775	\$ 12,657	\$ 13,763	\$ 296,132
5	4476125	00HF	05	Antrim	376	435	910	1,078	2,799	\$ 69,474	\$ 54,853	\$ 8,529	\$ 7,664	\$ 140,519
6	1705322	00GE	06	Arenac	375	488	863	1,024	2,750	\$ 97,608	\$ 91,991	\$ 8,180	\$ 7,906	\$ 205,686
7	1724945	00HJ	07	Baraga	133	240	363	476	1,212	\$ 41,665	\$ 43,571	\$ 4,944	\$ 5,183	\$ 95,364
8	2920843	00HR	08	Barry	583	860	1,784	2,462	5,689	\$ 110,477	\$ 111,362	\$ 11,019	\$ 12,320	\$ 245,179
9	1705322	00GE	09	Bay	1,772	2,507	4,328	5,780	14,387	\$ 522,588	\$ 475,390	\$ 40,969	\$ 45,142	\$ 1,084,091
10	1708001	00BJ	10	Benzie	252	343	571	633	1,799	\$ 55,339	\$ 50,990	\$ 3,871	\$ 3,354	\$ 113,553
11	2920843	00HR	11	Berrien	3,361	4,701	7,136	9,968	25,166	\$ 623,705	\$ 628,694	\$ 44,118	\$ 50,820	\$ 1,347,336
12	2920843	00HR	12	Branch	704	922	1,891	2,343	5,860	\$ 134,831	\$ 114,831	\$ 11,703	\$ 11,607	\$ 272,972
13	2920843	00HR	13	Calhoun	2,923	3,903	6,214	8,337	21,377	\$ 580,981	\$ 569,062	\$ 38,387	\$ 41,800	\$ 1,230,230
14	3402136	00GR	14	Cass	849	1,135	2,086	2,718	6,788	\$ 182,793	\$ 167,922	\$ 16,382	\$ 17,812	\$ 384,908
15	4476125	00HF	15	Charlevoix	314	397	855	1,044	2,610	\$ 56,608	\$ 47,950	\$ 8,019	\$ 7,502	\$ 120,078
16	4476125	00HF	16	Cheboygan	476	683	1,342	1,584	4,085	\$ 87,310	\$ 85,990	\$ 12,575	\$ 11,746	\$ 197,620
17	1724945	00HJ	17	Chippewa	639	842	1,591	1,958	5,030	\$ 206,530	\$ 189,537	\$ 21,669	\$ 21,577	\$ 439,313
18	4344340	00GG	18	Clare	798	1,015	1,745	2,229	5,787	\$ 174,856	\$ 163,407	\$ 14,768	\$ 15,797	\$ 368,828
19	1708001	00BJ	19	Clinton	499	678	1,370	1,861	4,408	\$ 115,358	\$ 113,849	\$ 9,311	\$ 10,102	\$ 248,621
20	4540048	00HC	20	Crawford	272	341	687	845	2,145	\$ 74,242	\$ 65,017	\$ 6,738	\$ 6,686	\$ 152,683
21	1724945	00HJ	21	Delta	678	986	1,590	1,961	5,215	\$ 219,554	\$ 211,590	\$ 21,578	\$ 21,591	\$ 474,313
22	1724945	00HJ	22	Dickinson	396	663	959	1,299	3,317	\$ 124,203	\$ 123,909	\$ 13,036	\$ 14,514	\$ 275,662
23	1708001	00BJ	23	Eaton	997	1,356	2,764	3,777	8,894	\$ 224,640	\$ 217,570	\$ 18,809	\$ 20,913	\$ 481,932
24	4476125	00HF	24	Emmet	435	672	1,304	1,566	3,977	\$ 80,631	\$ 73,371	\$ 12,214	\$ 11,409	\$ 177,625
25	1705233	0028	25	Genesee	9,182	11,495	22,268	32,222	75,167	\$ 2,134,841	\$ 2,034,252	\$ 62,092	\$ 76,085	\$ 4,307,269
26	4344340	00GG	26	Gladwin	503	690	1,307	1,526	4,026	\$ 108,673	\$ 95,886	\$ 11,050	\$ 10,365	\$ 225,973
27	1724945	00HJ	27	Gogebic	367	552	690	893	2,502	\$ 113,152	\$ 94,997	\$ 9,339	\$ 9,891	\$ 227,380
28	4540048	00HC	28	Grand Traverse	985	1,393	2,478	3,220	8,076	\$ 240,771	\$ 248,337	\$ 24,340	\$ 25,270	\$ 538,718
29	1708001	00BJ	29	Gratiot	678	986	1,634	2,062	5,360	\$ 161,098	\$ 153,340	\$ 11,137	\$ 11,374	\$ 336,949
30	1712229	00GV	30	Hillsdale	795	1,011	1,888	2,359	6,053	\$ 164,435	\$ 142,369	\$ 22,322	\$ 22,189	\$ 351,315
31	1724945	00HJ	31	Houghton	663	910	1,427	1,735	4,735	\$ 220,858	\$ 160,509	\$ 19,417	\$ 18,699	\$ 419,483

Mental Health - Capitation by County

Summary by Population by Gender

12-Jun-2004 20:44

2004-06

110b - MA Summary by County by Program Group

Provider ID	Billing Agent	Code	County Name	Population - Current Enrollment				Total Enrollees	Revenue - Mental Health Capitation - State Plan and 1915(b)(3)				Total Capitation	
				DAB Enrollees		TANF Enrollees			DAB Capitation		TANF Capitation			
				Male	Female	Male2	Female2		Male3	Female3	Male4	Female4		
32	1705322	00GE	32	Huron	627	885	1,504	1,765	4,781	\$ 159,823	\$ 146,117	\$ 14,257	\$ 13,449	\$ 333,646
33	1708001	00BJ	33	Ingham	4,603	5,854	10,272	13,915	34,644	\$ 1,039,974	\$ 984,956	\$ 69,909	\$ 78,442	\$ 2,173,281
34	1708001	00BJ	34	Ionia	827	1,079	2,163	3,004	7,073	\$ 199,964	\$ 192,002	\$ 14,739	\$ 16,602	\$ 423,307
35	4476125	00HF	35	Iosco	580	717	1,333	1,643	4,273	\$ 116,727	\$ 95,440	\$ 12,506	\$ 12,824	\$ 237,497
36	1724945	00HJ	36	Iron	296	445	489	629	1,859	\$ 93,152	\$ 67,958	\$ 6,635	\$ 6,983	\$ 174,728
37	4344340	00GG	37	Isabella	812	1,047	1,900	2,618	6,377	\$ 171,792	\$ 152,903	\$ 16,019	\$ 18,107	\$ 358,821
38	1712229	00GV	38	Jackson	2,660	3,405	6,131	8,197	20,393	\$ 526,160	\$ 500,302	\$ 72,687	\$ 78,357	\$ 1,177,506
39	3402136	00GR	39	Kalamazoo	3,570	4,875	8,114	11,138	27,697	\$ 831,672	\$ 834,284	\$ 63,776	\$ 71,969	\$ 1,801,701
40	4476125	00HF	40	Kalkaska	314	444	849	1,147	2,754	\$ 51,823	\$ 55,037	\$ 7,979	\$ 8,571	\$ 123,410
41	4483587	00GS	41	Kent	9,257	11,527	21,597	30,408	72,789	\$ 2,116,459	\$ 2,034,910	\$ 132,058	\$ 152,057	\$ 4,435,484
42	1724945	00HJ	42	Keweenaw	49	73	83	104	309	\$ 15,265	\$ 9,662	\$ 1,127	\$ 1,169	\$ 27,223
43	4540048	00HC	43	Lake	422	550	631	824	2,427	\$ 115,087	\$ 105,985	\$ 6,188	\$ 6,596	\$ 233,856
44	1708164	00HO	44	Lapeer	768	1,061	2,707	3,339	7,875	\$ 339,798	\$ 317,351	\$ 52,812	\$ 51,821	\$ 761,782
45	4540048	00HC	45	Leelanau	144	195	387	497	1,223	\$ 28,260	\$ 26,851	\$ 3,814	\$ 3,929	\$ 62,854
46	1707176	00HU	46	Lenawee	1,255	1,775	3,178	4,134	10,342	\$ 323,385	\$ 324,329	\$ 31,266	\$ 32,538	\$ 711,518
47	1707176	00HU	47	Livingston	706	1,053	2,065	2,697	6,521	\$ 179,308	\$ 177,785	\$ 20,356	\$ 21,623	\$ 399,072
48	1724945	00HJ	48	Luce	184	210	282	369	1,045	\$ 52,995	\$ 44,084	\$ 3,833	\$ 4,128	\$ 105,040
49	1724945	00HJ	49	Mackinac	178	222	435	531	1,366	\$ 57,239	\$ 45,359	\$ 5,926	\$ 5,866	\$ 114,390
50	3396315	00GX	50	Macomb	7,574	11,608	18,417	24,748	62,347	\$ 2,698,973	\$ 2,698,408	\$ 138,363	\$ 156,018	\$ 5,691,762
51	1708001	00BJ	51	Manistee	473	614	992	1,183	3,262	\$ 113,149	\$ 107,351	\$ 6,745	\$ 6,591	\$ 233,836
52	1724945	00HJ	52	Marquette	927	1,361	1,989	2,692	6,969	\$ 311,338	\$ 286,771	\$ 27,015	\$ 30,600	\$ 655,725
53	4540048	00HC	53	Mason	483	694	1,387	1,785	4,349	\$ 119,759	\$ 121,703	\$ 13,607	\$ 14,365	\$ 269,435
54	4344340	00GG	54	Mecosta	675	936	1,924	2,427	5,962	\$ 134,313	\$ 127,569	\$ 16,231	\$ 16,864	\$ 294,977
55	1724945	00HJ	55	Menominee	350	580	906	1,187	3,023	\$ 105,979	\$ 104,717	\$ 12,252	\$ 13,312	\$ 236,260
56	4344340	00GG	56	Midland	1,115	1,489	2,612	3,317	8,533	\$ 226,071	\$ 197,110	\$ 22,007	\$ 23,113	\$ 468,301
57	4540048	00HC	57	Missaukee	89	92	276	364	821	\$ 13,863	\$ 12,217	\$ 2,727	\$ 2,969	\$ 31,776
58	1707176	00HU	58	Monroe	1,498	2,222	3,850	5,200	12,770	\$ 404,427	\$ 415,859	\$ 37,849	\$ 41,651	\$ 899,786
59	1705322	00GE	59	Montcalm	1,039	1,314	2,704	3,466	8,523	\$ 270,669	\$ 245,739	\$ 25,561	\$ 26,121	\$ 568,089
60	4476125	00HF	60	Montmorency	235	313	438	571	1,557	\$ 44,974	\$ 38,157	\$ 4,099	\$ 4,534	\$ 91,764
61	1712452	00HA	61	Muskegon	3,904	5,417	8,884	12,202	30,407	\$ 1,074,620	\$ 1,106,278	\$ 58,212	\$ 65,761	\$ 2,304,871
62	1708001	00BJ	62	Newaygo	933	1,237	2,222	2,897	7,289	\$ 225,022	\$ 208,404	\$ 15,097	\$ 16,026	\$ 464,550

Mental Health - Capitation by County

Summary by Population by Gender

12-Jun-2004 20:44

2004-06

110b - MA Summary by County by Program Group

Provider ID	Billing Agent	Code	County Name	Population - Current Enrollment				Total Enrollees	Revenue - Mental Health Capitation - State Plan and 1915(b)(3)				Total Capitation	
				DAB Enrollees		TANF Enrollees			DAB Capitation		TANF Capitation			
				Male	Female	Male2	Female2		Male3	Female3	Male4	Female4		
63	1705289	0058	63	Oakland	10,809	15,866	21,015	28,281	75,971	\$ 4,211,865	\$ 4,005,725	\$ 129,578	\$ 143,661	\$ 8,490,829
64	4540048	00HC	64	Oceana	543	687	2,032	2,291	5,553	\$ 145,147	\$ 125,905	\$ 19,903	\$ 18,339	\$ 309,294
65	4476125	00HF	65	Ogemaw	545	681	1,168	1,415	3,809	\$ 110,383	\$ 89,199	\$ 10,929	\$ 11,001	\$ 221,511
66	1724945	00HJ	66	Ontonagon	148	222	284	337	991	\$ 48,774	\$ 42,786	\$ 3,852	\$ 3,828	\$ 99,240
67	4344340	00GG	67	Osceola	482	609	1,181	1,528	3,800	\$ 98,787	\$ 90,571	\$ 9,990	\$ 10,578	\$ 209,926
68	4476125	00HF	68	Oscoda	235	305	434	548	1,522	\$ 46,777	\$ 39,892	\$ 4,057	\$ 4,233	\$ 94,960
69	4476125	00HF	69	Otsego	356	459	1,066	1,341	3,222	\$ 66,400	\$ 61,788	\$ 10,014	\$ 10,208	\$ 148,409
70	1712452	00HA	70	Ottawa	1,656	2,390	5,724	7,292	17,062	\$ 403,972	\$ 426,831	\$ 37,589	\$ 37,710	\$ 906,102
71	4476125	00HF	71	Presque Isle	249	357	452	591	1,649	\$ 48,703	\$ 40,948	\$ 4,248	\$ 4,431	\$ 98,330
72	4540048	00HC	72	Roscommon	569	733	1,299	1,541	4,142	\$ 160,351	\$ 144,992	\$ 12,807	\$ 13,049	\$ 331,198
73	1712541	00HQ	73	Saginaw	4,783	6,146	10,393	14,934	36,256	\$ 971,669	\$ 933,856	\$ 55,098	\$ 66,217	\$ 2,026,839
74	1708164	00HO	76	Sanilac	723	989	1,952	2,495	6,159	\$ 314,114	\$ 271,547	\$ 37,924	\$ 40,387	\$ 663,972
75	1724945	00HJ	77	Schoolcraft	210	307	428	528	1,473	\$ 73,293	\$ 60,425	\$ 5,830	\$ 5,744	\$ 145,293
76	1705322	00GE	78	Shiawassee	968	1,312	2,731	3,544	8,555	\$ 258,614	\$ 242,987	\$ 25,803	\$ 27,729	\$ 555,132
77	1708164	00HO	74	St. Clair	2,191	2,934	5,931	7,983	19,039	\$ 943,276	\$ 918,508	\$ 115,442	\$ 130,246	\$ 2,107,472
78	3402136	00GR	75	St. Joseph	990	1,432	2,800	3,807	9,029	\$ 220,108	\$ 230,361	\$ 21,954	\$ 24,256	\$ 496,680
79	1705322	00GE	79	Tuscola	929	1,116	2,440	3,008	7,493	\$ 242,654	\$ 208,582	\$ 23,084	\$ 22,705	\$ 497,026
80	2920843	00HR	80	Van Buren	1,555	2,070	4,159	5,324	13,108	\$ 296,250	\$ 273,040	\$ 25,649	\$ 27,524	\$ 622,464
81	1707176	00HU	81	Washtenaw	2,883	3,816	5,955	8,395	21,049	\$ 758,290	\$ 692,420	\$ 58,482	\$ 68,988	\$ 1,578,180
82	3119549	00GJ	82	Wayne	51,628	64,672	108,256	155,745	380,301	\$ 10,280,167	\$ 9,012,754	\$ 765,305	\$ 924,311	\$ 20,982,537
83	4540048	00HC	83	Wexford	853	1,135	2,079	2,638	6,705	\$ 226,309	\$ 214,313	\$ 20,371	\$ 20,967	\$ 481,960
				State Subtotals	162,120	214,939	370,535	507,173	1,254,767	\$ 39,508,540	\$ 36,921,467	\$ 2,851,487	\$ 3,191,700	\$82,473,193
					377,059	877,708						82,473,193		\$82,473,193

Substance Abuse - Capitation by PIHP

Summary by Population by Gender

12-Jun-2004 20:44

2004-06

130a - SA Summary by PIHP by Program Group

Provider ID	Billing Agent	Affiliation DBA	Population - Current Enrollment				Total Enrollees	Revenue - Substance Abuse - State Plan and 1915(b)(3)				Total Capitation	
			DAB Enrollees		TANF Enrollees			DAB Capitation		TANF Capitation			
			Male	Female	Male1	Female1		Male3	Female3	Male4	Female4		
1	1705322	00GE	Access Alliance of Michigan	5,710	7,622	14,570	18,587	46,489	\$ 16,438	\$ 11,692	\$ 11,623	\$ 28,634	\$ 68,387
2	1708001	00BJ	CMH Affiliation of Mid-Michigan	9,262	12,147	21,988	29,332	72,729	\$ 24,639	\$ 18,827	\$ 15,419	\$ 45,176	\$ 104,061
3	4344340	00GG	CMH for Central Michigan	4,385	5,786	10,669	13,645	34,485	\$ 12,541	\$ 9,015	\$ 9,141	\$ 20,936	\$ 51,634
4	1707176	00HU	CMH Partnership of Southeast Michigan	6,342	8,866	15,048	20,426	50,682	\$ 22,910	\$ 17,767	\$ 9,391	\$ 31,902	\$ 81,969
5	4483587	00GS	CMHSA Network of West Michigan	9,257	11,527	21,597	30,408	72,789	\$ 23,858	\$ 18,790	\$ 13,566	\$ 47,071	\$ 103,285
6	3119549	00GJ	Detroit Wayne County CMH Agency	51,628	64,672	108,256	155,745	380,301	\$ 292,080	\$ 199,264	\$ 61,965	\$ 285,658	\$ 838,967
7	1705233	0028	Genesee County CMH Services	9,182	11,495	22,268	32,222	75,167	\$ 47,476	\$ 36,602	\$ 16,519	\$ 62,013	\$ 162,611
8	3402136	00GR	Kalamazoo PHP Affiliation	6,654	9,216	16,878	22,595	55,343	\$ 29,354	\$ 23,190	\$ 14,872	\$ 43,709	\$ 111,124
9	1712452	00HA	Lakeshore Behavioral Health Alliance	5,560	7,807	14,608	19,494	47,469	\$ 15,718	\$ 12,963	\$ 9,291	\$ 28,501	\$ 66,473
10	1712229	00GV	Lifeways	3,455	4,416	8,019	10,556	26,446	\$ 9,382	\$ 7,005	\$ 5,401	\$ 15,603	\$ 37,391
11	3396315	00GX	Macomb County CMH Services	7,574	11,608	18,417	24,748	62,347	\$ 38,797	\$ 29,682	\$ 16,844	\$ 53,053	\$ 138,376
12	1724945	00HJ	Northcare	5,352	7,857	11,815	15,081	40,105	\$ 16,203	\$ 10,814	\$ 8,722	\$ 22,726	\$ 58,465
13	4476125	00HF	Northern Affiliation	4,999	6,648	11,964	14,863	38,474	\$ 13,356	\$ 9,026	\$ 9,439	\$ 22,054	\$ 53,876
14	4540048	00HC	Northwest CMH Affiliation	4,360	5,820	11,256	14,005	35,441	\$ 11,440	\$ 8,499	\$ 9,807	\$ 21,668	\$ 51,414
15	1705289	0058	Oakland County CMH Authority	10,809	15,866	21,015	28,281	75,971	\$ 54,625	\$ 40,254	\$ 15,226	\$ 56,446	\$ 166,550
16	1712541	00HQ	Saginaw County CMH Authority	4,783	6,146	10,393	14,934	36,256	\$ 24,600	\$ 19,052	\$ 8,357	\$ 31,812	\$ 83,821
17	1708164	00HO	Thumb Mental Health Alliance	3,682	4,984	10,590	13,817	33,073	\$ 10,440	\$ 7,752	\$ 8,999	\$ 25,350	\$ 52,541
18	2920843	00HR	Venture Behavioral Health	9,126	12,456	21,184	28,434	71,200	\$ 25,581	\$ 19,668	\$ 15,589	\$ 43,684	\$ 104,521
19													\$ -
20													\$ -
			State Subtotals	162,120	214,939	370,535	507,173	1,254,767	\$ 689,438	\$ 499,862	\$ 260,169	\$ 885,997	\$ 2,335,465
				377,059		877,708		-				2,335,465	\$ 2,335,465

Substance Abuse - Capitation by County

Summary by Population Group and Gender

12-Jun-2004 20:44

2004-06

130b - SA Summary by County by Program Group

Provider ID	Billing Agent	Code	County Name	Population - Current Enrollment				Total Enrollees	Revenue - Substance Abuse - State Plan and 1915(b)(3)				Total Capitation	
				DAB Enrollees		TANF Enrollees			DAB Capitation		TANF Capitation			
				Male	Female	Male2	Female2		Male3	Female3	Male4	Female4		
1	4476125	00HF	01	Alcona	220	277	457	578	1,532	\$ 525	\$ 335	\$ 470	\$ 964	\$ 2,295
2	1724945	00HJ	02	Alger	134	244	299	382	1,059	\$ 376	\$ 284	\$ 291	\$ 505	\$ 1,455
3	3402136	00GR	03	Allegan	1,245	1,774	3,878	4,932	11,829	\$ 5,245	\$ 4,037	\$ 3,520	\$ 8,765	\$ 21,567
4	4476125	00HF	04	Alpena	664	908	1,356	1,757	4,685	\$ 1,967	\$ 1,450	\$ 1,231	\$ 3,024	\$ 7,672
5	4476125	00HF	05	Antrim	376	435	910	1,078	2,799	\$ 985	\$ 582	\$ 510	\$ 1,173	\$ 3,249
6	1705322	00GE	06	Arenac	375	488	863	1,024	2,750	\$ 1,042	\$ 750	\$ 819	\$ 1,627	\$ 4,238
7	1724945	00HJ	07	Baraga	133	240	363	476	1,212	\$ 382	\$ 288	\$ 293	\$ 651	\$ 1,614
8	2920843	00HR	08	Barry	583	860	1,784	2,462	5,689	\$ 1,623	\$ 1,271	\$ 1,422	\$ 3,647	\$ 7,963
9	1705322	00GE	09	Bay	1,772	2,507	4,328	5,780	14,387	\$ 5,573	\$ 3,965	\$ 3,570	\$ 9,343	\$ 22,451
10	1708001	00BJ	10	Benzie	252	343	571	633	1,799	\$ 644	\$ 450	\$ 326	\$ 797	\$ 2,217
11	2920843	00HR	11	Berrien	3,361	4,701	7,136	9,968	25,166	\$ 9,171	\$ 7,287	\$ 4,462	\$ 15,620	\$ 36,541
12	2920843	00HR	12	Branch	704	922	1,891	2,343	5,860	\$ 1,942	\$ 1,297	\$ 1,408	\$ 3,260	\$ 7,908
13	2920843	00HR	13	Calhoun	2,923	3,903	6,214	8,337	21,377	\$ 8,559	\$ 6,721	\$ 4,355	\$ 12,206	\$ 31,841
14	3402136	00GR	14	Cass	849	1,135	2,086	2,718	6,788	\$ 3,481	\$ 2,523	\$ 2,229	\$ 5,724	\$ 13,957
15	4476125	00HF	15	Charlevoix	314	397	855	1,044	2,610	\$ 801	\$ 499	\$ 505	\$ 1,258	\$ 3,063
16	4476125	00HF	16	Cheboygan	476	683	1,342	1,584	4,085	\$ 1,222	\$ 917	\$ 1,048	\$ 2,123	\$ 5,310
17	1724945	00HJ	17	Chippewa	639	842	1,591	1,958	5,030	\$ 2,002	\$ 1,414	\$ 1,169	\$ 2,853	\$ 7,438
18	4344340	00GG	18	Clare	798	1,015	1,745	2,229	5,787	\$ 2,462	\$ 1,811	\$ 1,727	\$ 3,772	\$ 9,773
19	1708001	00BJ	19	Clinton	499	678	1,370	1,861	4,408	\$ 1,339	\$ 1,078	\$ 813	\$ 2,614	\$ 5,845
20	4540048	00HC	20	Crawford	272	341	687	845	2,145	\$ 764	\$ 525	\$ 559	\$ 1,235	\$ 3,084
21	1724945	00HJ	21	Delta	678	986	1,590	1,961	5,215	\$ 2,079	\$ 1,560	\$ 1,007	\$ 2,866	\$ 7,512
22	1724945	00HJ	22	Dickinson	396	663	959	1,299	3,317	\$ 1,173	\$ 893	\$ 619	\$ 2,028	\$ 4,713
23	1708001	00BJ	23	Eaton	997	1,356	2,764	3,777	8,894	\$ 2,600	\$ 1,982	\$ 1,704	\$ 5,631	\$ 11,917
24	4476125	00HF	24	Emmet	435	672	1,304	1,566	3,977	\$ 1,089	\$ 725	\$ 679	\$ 1,910	\$ 4,403
25	1705233	0028	25	Genesee	9,182	11,495	22,268	32,222	75,167	\$ 47,476	\$ 36,602	\$ 16,519	\$ 62,013	\$ 162,611
26	4344340	00GG	26	Gladwin	503	690	1,307	1,526	4,026	\$ 1,485	\$ 989	\$ 1,039	\$ 2,187	\$ 5,700
27	1724945	00HJ	27	Gogebic	367	552	690	893	2,502	\$ 1,084	\$ 645	\$ 473	\$ 1,370	\$ 3,573
28	4540048	00HC	28	Grand Traverse	985	1,393	2,478	3,220	8,076	\$ 2,435	\$ 1,999	\$ 1,599	\$ 4,562	\$ 10,595
29	1708001	00BJ	29	Gratiot	678	986	1,634	2,062	5,360	\$ 1,817	\$ 1,358	\$ 1,219	\$ 3,008	\$ 7,403
30	1712229	00GV	30	Hillsdale	795	1,011	1,888	2,359	6,053	\$ 2,229	\$ 1,515	\$ 1,532	\$ 3,317	\$ 8,593
31	1724945	00HJ	31	Houghton	663	910	1,427	1,735	4,735	\$ 2,046	\$ 1,084	\$ 1,005	\$ 2,354	\$ 6,488

Substance Abuse - Capitation by County

Summary by Population Group and Gender

12-Jun-2004 20:44

2004-06

130b - SA Summary by County by Program Group

Provider ID	Billing Agent	Code	County Name	Population - Current Enrollment				Total Enrollees	Revenue - Substance Abuse - State Plan and 1915(b)(3)				Total Capitation	
				DAB Enrollees		TANF Enrollees			DAB Capitation		TANF Capitation			
				Male	Female	Male2	Female2		Male3	Female3	Male4	Female4		
32	1705322	00GE	32	Huron	627	885	1,504	1,765	4,781	\$ 1,657	\$ 1,135	\$ 1,321	\$ 2,678	\$ 6,791
33	1708001	00BJ	33	Ingham	4,603	5,854	10,272	13,915	34,644	\$ 12,039	\$ 9,272	\$ 7,225	\$ 22,519	\$ 51,055
34	1708001	00BJ	34	Ionia	827	1,079	2,163	3,004	7,073	\$ 2,274	\$ 1,819	\$ 1,580	\$ 4,429	\$ 10,102
35	4476125	00HF	35	Iosco	580	717	1,333	1,643	4,273	\$ 1,629	\$ 1,042	\$ 1,212	\$ 2,835	\$ 6,718
36	1724945	00HJ	36	Iron	296	445	489	629	1,859	\$ 862	\$ 407	\$ 425	\$ 967	\$ 2,661
37	4344340	00GG	37	Isabella	812	1,047	1,900	2,618	6,377	\$ 2,295	\$ 1,706	\$ 1,519	\$ 3,836	\$ 9,356
38	1712229	00GV	38	Jackson	2,660	3,405	6,131	8,197	20,393	\$ 7,153	\$ 5,490	\$ 3,869	\$ 12,286	\$ 28,798
39	3402136	00GR	39	Kalamazoo	3,570	4,875	8,114	11,138	27,697	\$ 16,367	\$ 13,088	\$ 6,691	\$ 22,059	\$ 58,205
40	4476125	00HF	40	Kalkaska	314	444	849	1,147	2,754	\$ 692	\$ 577	\$ 635	\$ 1,603	\$ 3,508
41	4483587	00GS	41	Kent	9,257	11,527	21,597	30,408	72,789	\$ 23,858	\$ 18,790	\$ 13,566	\$ 47,071	\$ 103,285
42	1724945	00HJ	42	Keweenaw	49	73	83	104	309	\$ 151	\$ 54	\$ 60	\$ 172	\$ 436
43	4540048	00HC	43	Lake	422	550	631	824	2,427	\$ 1,201	\$ 850	\$ 660	\$ 1,282	\$ 3,993
44	1708164	00HO	44	Lapeer	768	1,061	2,707	3,339	7,875	\$ 2,180	\$ 1,615	\$ 1,730	\$ 5,248	\$ 10,772
45	4540048	00HC	45	Leelanau	144	195	387	497	1,223	\$ 265	\$ 196	\$ 345	\$ 757	\$ 1,563
46	1707176	00HU	46	Lenawee	1,255	1,775	3,178	4,134	10,342	\$ 4,443	\$ 3,543	\$ 2,035	\$ 5,799	\$ 15,820
47	1707176	00HU	47	Livingston	706	1,053	2,065	2,697	6,521	\$ 2,421	\$ 1,965	\$ 1,260	\$ 4,163	\$ 9,809
48	1724945	00HJ	48	Luce	184	210	282	369	1,045	\$ 482	\$ 308	\$ 231	\$ 554	\$ 1,575
49	1724945	00HJ	49	Mackinac	178	222	435	531	1,366	\$ 538	\$ 334	\$ 327	\$ 798	\$ 1,997
50	3396315	00GX	50	Macomb	7,574	11,608	18,417	24,748	62,347	\$ 38,797	\$ 29,682	\$ 16,844	\$ 53,053	\$ 138,376
51	1708001	00BJ	51	Manistee	473	614	992	1,183	3,262	\$ 1,305	\$ 955	\$ 768	\$ 1,853	\$ 4,881
52	1724945	00HJ	52	Marquette	927	1,361	1,989	2,692	6,969	\$ 2,945	\$ 2,126	\$ 1,655	\$ 4,456	\$ 11,181
53	4540048	00HC	53	Mason	483	694	1,387	1,785	4,349	\$ 1,206	\$ 981	\$ 1,165	\$ 2,812	\$ 6,164
54	4344340	00GG	54	Mecosta	675	936	1,924	2,427	5,962	\$ 1,837	\$ 1,382	\$ 1,663	\$ 3,650	\$ 8,532
55	1724945	00HJ	55	Menominee	350	580	906	1,187	3,023	\$ 966	\$ 715	\$ 603	\$ 1,856	\$ 4,139
56	4344340	00GG	56	Midland	1,115	1,489	2,612	3,317	8,533	\$ 3,143	\$ 2,118	\$ 2,118	\$ 5,184	\$ 12,561
57	4540048	00HC	57	Missaukee	89	92	276	364	821	\$ 141	\$ 101	\$ 246	\$ 583	\$ 1,071
58	1707176	00HU	58	Monroe	1,498	2,222	3,850	5,200	12,770	\$ 5,688	\$ 4,618	\$ 2,650	\$ 7,848	\$ 20,804
59	1705322	00GE	59	Montcalm	1,039	1,314	2,704	3,466	8,523	\$ 2,899	\$ 2,072	\$ 2,059	\$ 4,896	\$ 11,927
60	4476125	00HF	60	Montmorency	235	313	438	571	1,557	\$ 617	\$ 400	\$ 468	\$ 1,059	\$ 2,545
61	1712452	00HA	61	Muskegon	3,904	5,417	8,884	12,202	30,407	\$ 11,558	\$ 9,392	\$ 5,937	\$ 18,979	\$ 45,866
62	1708001	00BJ	62	Newaygo	933	1,237	2,222	2,897	7,289	\$ 2,621	\$ 1,912	\$ 1,785	\$ 4,324	\$ 10,641

Substance Abuse - Capitation by County

Summary by Population Group and Gender

12-Jun-2004 20:44

2004-06

130b - SA Summary by County by Program Group

Provider ID	Billing Agent	Code	County Name	Population - Current Enrollment				Total Enrollees	Revenue - Substance Abuse - State Plan and 1915(b)(3)				Total Capitation	
				DAB Enrollees		TANF Enrollees			DAB Capitation		TANF Capitation			
				Male	Female	Male2	Female2		Male3	Female3	Male4	Female4		
63	1705289	0058	63	Oakland	10,809	15,866	21,015	28,281	75,971	\$ 54,625	\$ 40,254	\$ 15,226	\$ 56,446	\$ 166,550
64	4540048	00HC	64	Oceana	543	687	2,032	2,291	5,553	\$ 1,489	\$ 972	\$ 2,144	\$ 3,532	\$ 8,136
65	4476125	00HF	65	Ogemaw	545	681	1,168	1,415	3,809	\$ 1,554	\$ 961	\$ 1,158	\$ 2,315	\$ 5,987
66	1724945	00HJ	66	Ontonagon	148	222	284	337	991	\$ 455	\$ 293	\$ 240	\$ 582	\$ 1,571
67	4344340	00GG	67	Osceola	482	609	1,181	1,528	3,800	\$ 1,320	\$ 1,009	\$ 1,075	\$ 2,307	\$ 5,712
68	4476125	00HF	68	Oscoda	235	305	434	548	1,522	\$ 668	\$ 431	\$ 404	\$ 902	\$ 2,404
69	4476125	00HF	69	Otsego	356	459	1,066	1,341	3,222	\$ 924	\$ 694	\$ 837	\$ 2,044	\$ 4,498
70	1712452	00HA	70	Ottawa	1,656	2,390	5,724	7,292	17,062	\$ 4,159	\$ 3,571	\$ 3,354	\$ 9,523	\$ 20,607
71	4476125	00HF	71	Presque Isle	249	357	452	591	1,649	\$ 682	\$ 414	\$ 282	\$ 845	\$ 2,223
72	4540048	00HC	72	Roscommon	569	733	1,299	1,541	4,142	\$ 1,623	\$ 1,155	\$ 1,481	\$ 3,022	\$ 7,282
73	1712541	00HQ	73	Saginaw	4,783	6,146	10,393	14,934	36,256	\$ 24,600	\$ 19,052	\$ 8,357	\$ 31,812	\$ 83,821
74	1708164	00HO	76	Sanilac	723	989	1,952	2,495	6,159	\$ 2,048	\$ 1,324	\$ 1,967	\$ 4,731	\$ 10,070
75	1724945	00HJ	77	Schoolcraft	210	307	428	528	1,473	\$ 662	\$ 410	\$ 324	\$ 716	\$ 2,113
76	1705322	00GE	78	Shiawassee	968	1,312	2,731	3,544	8,555	\$ 2,720	\$ 2,037	\$ 2,020	\$ 5,832	\$ 12,609
77	1708164	00HO	74	St. Clair	2,191	2,934	5,931	7,983	19,039	\$ 6,213	\$ 4,813	\$ 5,302	\$ 15,371	\$ 31,698
78	3402136	00GR	75	St. Joseph	990	1,432	2,800	3,807	9,029	\$ 4,261	\$ 3,541	\$ 2,432	\$ 7,161	\$ 17,395
79	1705322	00GE	79	Tuscola	929	1,116	2,440	3,008	7,493	\$ 2,548	\$ 1,733	\$ 1,834	\$ 4,258	\$ 10,373
80	2920843	00HR	80	Van Buren	1,555	2,070	4,159	5,324	13,108	\$ 4,286	\$ 3,091	\$ 3,941	\$ 8,950	\$ 20,268
81	1707176	00HU	81	Washtenaw	2,883	3,816	5,955	8,395	21,049	\$ 10,358	\$ 7,640	\$ 3,446	\$ 14,092	\$ 35,536
82	3119549	00GJ	82	Wayne	51,628	64,672	108,256	155,745	380,301	\$ 292,080	\$ 199,264	\$ 61,965	\$ 285,658	\$ 838,967
83	4540048	00HC	83	Wexford	853	1135	2079	2638	6,705	\$ 2,315	\$ 1,721	\$ 1,609	\$ 3,882	\$ 9,528
State Subtotals					162,120	214,939	370,535	507,173	1,254,767	\$ 689,438	\$ 499,862	\$ 260,169	\$ 885,997	\$ 2,335,465
					377,059	877,708						2,335,465	\$ 2,335,465	

Population - PIHP by Age Group - DAB - Male

Detail by Gender by Population by Age Group

12-Jun-2004 20:44

2004-06

200a - qSummary macap_aggregate2 by PHP - Pop - DAB - M

					Population - Current Enrollment by Age Group							
Provider ID	Billing Agent	Affiliation DBA	Sex	Group	0 - 17	18 - 25	26 - 39	40 - 49	50 - 64	65+	Total	
1	1705322	00GE	Access Alliance of Michigan	M	DAB	1,104	750	899	1,023	1,039	895	5,710
2	1708001	00BJ	CMH Affiliation of Mid-Michigan	M	DAB	2,354	1,225	1,386	1,376	1,554	1,367	9,262
3	4344340	00GG	CMH for Central Michigan	M	DAB	883	572	701	748	873	608	4,385
4	1707176	00HU	CMH Partnership of Southeast Michigan	M	DAB	1,492	854	1,016	1,011	1,028	941	6,342
5	1705430	00GS	CMHSA Network of West Michigan	M	DAB	2,465	1,416	1,309	1,332	1,398	1,337	9,257
6	3119549	00GJ	Detroit Wayne County CMH Agency	M	DAB	13,339	4,912	7,535	8,704	10,466	6,672	51,628
7	1705233	0028	Genesee County CMH Services	M	DAB	2,692	1,126	1,520	1,595	1,453	796	9,182
8	3402136	00GR	Kalamazoo PHP Affiliation	M	DAB	1,729	805	950	1,070	1,169	931	6,654
9	1712452	00HA	Lakeshore Behavioral Health Alliance	M	DAB	1,422	748	821	919	952	698	5,560
10	1712229	00GV	Lifeways	M	DAB	975	405	535	539	534	467	3,455
11	3396315	00GX	Macomb County CMH Services	M	DAB	1,512	951	1,079	1,129	1,273	1,630	7,574
12	1724945	00HJ	Northcare	M	DAB	815	690	688	865	1,034	1,260	5,352
13	4476125	00HF	Northern Affiliation	M	DAB	924	596	661	871	1,017	930	4,999
14	1707158	00HC	Northwest CMH Affiliation	M	DAB	945	544	595	737	801	738	4,360
15	1705289	0058	Oakland County CMH Authority	M	DAB	2,130	1,199	1,554	1,577	1,737	2,612	10,809
16	1712541	00HQ	Saginaw County CMH Authority	M	DAB	1,296	634	786	819	736	512	4,783
17	1708164	00HO	Thumb Mental Health Alliance	M	DAB	841	478	575	578	641	569	3,682
18	2920843	00HR	Venture Behavioral Health	M	DAB	2,335	1,084	1,301	1,450	1,615	1,341	9,126
19												-
20												
		State Subtotals			39,253	18,989	23,911	26,343	29,320	24,304		162,120

Check Values

Population - PIHP by Age Group - DAB - Female

Detail by Gender by Population by Age Group

12-Jun-2004 20:44

2004-06

200b - qSummary macap_aggregate2 by PHP - Pop - DAB - F

Population - Current Enrollment by Age Group

Provider ID	Billing Agent	Affiliation DBA	Sex	Group	0 - 17	18 - 25	26 - 39	40 - 49	50 - 64	65+	Total
1705322	00GE	Access Alliance of Michigan	F	DAB	755	642	916	1,095	1,656	2,558	7,622
1708001	00BJ	CMH Affiliation of Mid-Michigan	F	DAB	1,660	1,138	1,401	1,729	2,504	3,715	12,147
4344340	00GG	CMH for Central Michigan	F	DAB	714	565	689	844	1,265	1,709	5,786
1707176	00HU	CMH Partnership of Southeast Michigan	F	DAB	1,169	816	1,034	1,242	1,727	2,878	8,866
1705430	00GS	CMHSA Network of West Michigan	F	DAB	1,691	1,202	1,601	1,608	2,147	3,278	11,527
3119549	00GJ	Detroit Wayne County CMH Agency	F	DAB	9,720	4,432	7,312	9,277	15,080	18,851	64,672
1705233	0028	Genesee County CMH Services	F	DAB	1,940	1,038	1,648	1,865	2,441	2,563	11,495
3402136	00GR	Kalamazoo PHP Affiliation	F	DAB	1,258	810	1,143	1,281	1,859	2,865	9,216
1712452	00HA	Lakeshore Behavioral Health Alliance	F	DAB	972	710	1,024	1,164	1,619	2,318	7,807
1712229	00GV	Lifeways	F	DAB	707	397	559	603	892	1,258	4,416
3396315	00GX	Macomb County CMH Services	F	DAB	1,049	788	1,116	1,362	2,394	4,899	11,608
1724945	00HJ	Northcare	F	DAB	566	611	690	883	1,442	3,665	7,857
4476125	00HF	Northern Affiliation	F	DAB	602	515	702	884	1,445	2,500	6,648
1707158	00HC	Northwest CMH Affiliation	F	DAB	642	489	683	829	1,253	1,924	5,820
1705289	0058	Oakland County CMH Authority	F	DAB	1,710	976	1,557	1,801	3,069	6,753	15,866
1712541	00HQ	Saginaw County CMH Authority	F	DAB	826	576	863	964	1,257	1,660	6,146
1708164	00HO	Thumb Mental Health Alliance	F	DAB	606	405	558	683	1,125	1,607	4,984
2920843	00HR	Venture Behavioral Health	F	DAB	1,705	1,041	1,447	1,722	2,611	3,930	12,456
											-
		State Subtotals			28,292	17,151	24,943	29,836	45,786	68,931	214,939

Check Values

Population - PIHP by Age Group - TANF - Male

Detail by Gender by Population by Age Group

12-Jun-2004 20:44

2004-06

220a - qSummary macap_aggregate2 by PHP - Pop - TANF - M

Population - Current Enrollment by Age Group

Provider ID	Billing Agent	Affiliation DBA	Sex	Group	0 - 17	18 - 25	26 - 39	40 - 49	50 - 64	65+	Total
1705322	00GE	Access Alliance of Michigan	M	TANF	12,397	753	927	414	79		14,570
1708001	00BJ	CMH Affiliation of Mid-Michigan	M	TANF	19,056	1,081	1,215	501	133	2	21,988
4344340	00GG	CMH for Central Michigan	M	TANF	8,790	647	832	326	74		10,669
1707176	00HU	CMH Partnership of Southeast Michigan	M	TANF	13,327	623	733	286	76	3	15,048
1705430	00GS	CMHSA Network of West Michigan	M	TANF	19,114	934	1,020	406	123		21,597
3119549	00GJ	Detroit Wayne County CMH Agency	M	TANF	97,938	4,307	3,282	2,049	660	20	108,256
1705233	0028	Genesee County CMH Services	M	TANF	19,349	1,059	1,281	475	104		22,268
3402136	00GR	Kalamazoo PHP Affiliation	M	TANF	14,661	791	948	372	106		16,878
1712452	00HA	Lakeshore Behavioral Health Alliance	M	TANF	12,845	686	735	278	62	2	14,608
1712229	00GV	Lifeways	M	TANF	7,036	387	379	178	39		8,019
3396315	00GX	Macomb County CMH Services	M	TANF	15,935	813	872	561	232	4	18,417
1724945	00HJ	Northcare	M	TANF	10,061	696	673	308	77		11,815
4476125	00HF	Northern Affiliation	M	TANF	10,118	720	685	362	78	1	11,964
1707158	00HC	Northwest CMH Affiliation	M	TANF	9,362	662	801	360	71		11,256
1705289	0058	Oakland County CMH Authority	M	TANF	18,838	813	709	458	193	4	21,015
1712541	00HQ	Saginaw County CMH Authority	M	TANF	9,152	489	498	217	36	1	10,393
1708164	00HO	Thumb Mental Health Alliance	M	TANF	9,045	588	613	282	61	1	10,590
2920843	00HR	Venture Behavioral Health	M	TANF	18,161	1,109	1,256	527	127	4	21,184
											-
		State Subtotals			325,185	17,158	17,459	8,360	2,331	42	370,535

Check Values

Population - PIHP by Age Group - TANF - Female

Detail by Gender by Population by Age Group

12-Jun-2004 20:44

2004-06

220b - qSummary macap_aggregate2 by PHP - Pop - TANF - F

Population - Current Enrollment by Age Group

Provider ID	Billing Agent	Affiliation DBA	Sex	Group	0 - 17	18 - 25	26 - 39	40 - 49	50 - 64	65+	Total
1705322	00GE	Access Alliance of Michigan	F	TANF	12,076	2,724	2,929	772	86		18,587
1708001	00BJ	CMH Affiliation of Mid-Michigan	F	TANF	18,662	4,496	4,827	1,140	203	4	29,332
4344340	00GG	CMH for Central Michigan	F	TANF	8,610	2,126	2,263	574	71	1	13,645
1707176	00HU	CMH Partnership of Southeast Michigan	F	TANF	13,044	2,976	3,441	830	134	1	20,426
1705430	00GS	CMHSA Network of West Michigan	F	TANF	19,210	4,848	4,998	1,150	202		30,408
3119549	00GJ	Detroit Wayne County CMH Agency	F	TANF	97,780	20,260	28,329	7,825	1,533	18	155,745
1705233	0028	Genesee County CMH Services	F	TANF	19,419	4,851	6,170	1,559	222	1	32,222
3402136	00GR	Kalamazoo PHP Affiliation	F	TANF	14,367	3,500	3,752	848	126	2	22,595
1712452	00HA	Lakeshore Behavioral Health Alliance	F	TANF	12,614	3,029	3,025	730	94	2	19,494
1712229	00GV	Lifeways	F	TANF	6,894	1,608	1,637	346	71		10,556
3396315	00GX	Macomb County CMH Services	F	TANF	15,497	3,363	4,349	1,299	239	1	24,748
1724945	00HJ	Northcare	F	TANF	9,789	2,210	2,312	675	94	1	15,081
4476125	00HF	Northern Affiliation	F	TANF	9,876	2,091	2,152	665	78	1	14,863
1707158	00HC	Northwest CMH Affiliation	F	TANF	9,033	2,081	2,209	591	90	1	14,005
1705289	0058	Oakland County CMH Authority	F	TANF	18,411	3,544	4,737	1,334	253	2	28,281
1712541	00HQ	Saginaw County CMH Authority	F	TANF	9,289	2,130	2,748	680	87		14,934
1708164	00HO	Thumb Mental Health Alliance	F	TANF	8,721	2,065	2,317	617	97		13,817
2920843	00HR	Venture Behavioral Health	F	TANF	17,973	4,434	4,736	1,101	190		28,434
											-
		State Subtotals			321,265	72,336	86,931	22,736	3,870	35	507,173

Check Values

Mental Health - Revenue by PIHP by Age Group - State Plan - DAB - Male

Detail

12-Jun-2004 20:44

2004-06

300c - qSummary macap_aggregate2 by PIHP - Rev - MHSP DAB - M

					Revenue for Current Enrolled Population by Age Group							
Provider ID	Billing Agent	Affiliation DBA	Sex	Group	0 - 17	18 - 25	26 - 39	40 - 49	50 - 64	65+	Total	
1	1705322	00GE	Access Alliance of Michigan	M	DAB	\$ 43,707	\$ 79,883	\$ 308,681	\$ 356,342	\$ 212,766	\$ 53,951	\$ 1,055,329
2	1708001	00BJ	CMH Affiliation of Mid-Michigan	M	DAB	\$ 85,639	\$ 119,903	\$ 437,325	\$ 440,458	\$ 292,432	\$ 75,732	\$ 1,451,487
3	4344340	00GG	CMH for Central Michigan	M	DAB	\$ 26,755	\$ 46,624	\$ 184,209	\$ 199,402	\$ 136,817	\$ 28,047	\$ 621,853
4	1707176	00HU	CMH Partnership of Southeast Michigan	M	DAB	\$ 59,814	\$ 92,112	\$ 353,284	\$ 356,630	\$ 213,187	\$ 57,448	\$ 1,132,475
5	1705430	00GS	CMHSA Network of West Michigan	M	DAB	\$ 91,871	\$ 141,982	\$ 423,134	\$ 436,803	\$ 269,520	\$ 75,875	\$ 1,439,185
6	3119549	00GJ	Detroit Wayne County CMH Agency	M	DAB	\$ 400,570	\$ 396,840	\$ 1,962,491	\$ 2,299,771	\$ 1,625,684	\$ 305,111	\$ 6,990,467
7	1705233	0028	Genesee County CMH Services	M	DAB	\$ 93,816	\$ 105,563	\$ 459,390	\$ 488,789	\$ 261,903	\$ 42,236	\$ 1,451,697
8	3402136	00GR	Kalamazoo PHP Affiliation	M	DAB	\$ 61,068	\$ 76,483	\$ 290,985	\$ 332,481	\$ 213,553	\$ 50,069	\$ 1,024,640
9	1712452	00HA	Lakeshore Behavioral Health Alliance	M	DAB	\$ 58,046	\$ 82,153	\$ 290,700	\$ 330,114	\$ 201,034	\$ 43,388	\$ 1,005,434
10	1712229	00GV	Lifeways	M	DAB	\$ 30,683	\$ 34,295	\$ 146,044	\$ 149,265	\$ 86,935	\$ 22,383	\$ 469,607
11	3396315	00GX	Macomb County CMH Services	M	DAB	\$ 85,564	\$ 144,799	\$ 529,627	\$ 562,186	\$ 372,658	\$ 140,473	\$ 1,835,307
12	1724945	00HJ	Northcare	M	DAB	\$ 40,669	\$ 92,639	\$ 297,787	\$ 379,813	\$ 266,917	\$ 95,747	\$ 1,173,572
13	4476125	00HF	Northern Affiliation	M	DAB	\$ 26,667	\$ 46,273	\$ 165,435	\$ 221,147	\$ 151,808	\$ 40,864	\$ 652,194
14	1707158	00HC	Northwest CMH Affiliation	M	DAB	\$ 37,375	\$ 57,887	\$ 204,109	\$ 256,483	\$ 163,877	\$ 44,450	\$ 764,180
15	1705289	0058	Oakland County CMH Authority	M	DAB	\$ 133,572	\$ 202,283	\$ 845,221	\$ 870,126	\$ 563,448	\$ 249,420	\$ 2,864,070
16	1712541	00HQ	Saginaw County CMH Authority	M	DAB	\$ 39,619	\$ 52,147	\$ 208,424	\$ 220,311	\$ 116,398	\$ 23,834	\$ 660,732
17	1708164	00HO	Thumb Mental Health Alliance	M	DAB	\$ 55,758	\$ 85,261	\$ 330,637	\$ 337,171	\$ 219,825	\$ 57,441	\$ 1,086,091
18	2920843	00HR	Venture Behavioral Health	M	DAB	\$ 69,863	\$ 87,251	\$ 337,596	\$ 381,698	\$ 249,937	\$ 61,096	\$ 1,187,442
19												
20												
			State Subtotals			\$ 1,441,056	\$ 1,944,379	\$ 7,775,076	\$ 8,618,988	\$ 5,618,698	\$ 1,467,563	\$ 26,865,762

Check Values

2004-06

320c - qSummary macap_aggregate2 by PIHP - Rev - MHSP TANF - M

					Revenue for Current Enrolled Population by Age Group						
Provider ID	Billing Agent	Affiliation DBA	Sex	Group	0 - 17	18 - 25	26 - 39	40 - 49	50 - 64	65+	Total
1	1705322	00GE	Access Alliance of Michigan	M	TANF	\$ 80,333	\$ 3,757	\$ 6,109	\$ 3,159	\$ 378	\$ 93,736
2	1708001	00BJ	CMH Affiliation of Mid-Michigan	M	TANF	\$ 88,801	\$ 3,881	\$ 5,759	\$ 2,750	\$ 459	\$ 101,650
3	4344340	00GG	CMH for Central Michigan	M	TANF	\$ 50,894	\$ 2,886	\$ 4,892	\$ 2,220	\$ 317	\$ 61,209
4	1707176	00HU	CMH Partnership of Southeast Michigan	M	TANF	\$ 89,691	\$ 3,233	\$ 5,014	\$ 2,265	\$ 378	\$ 100,581
5	1705430	00GS	CMHSA Network of West Michigan	M	TANF	\$ 80,088	\$ 3,017	\$ 4,335	\$ 2,002	\$ 381	\$ 89,822
6	3119549	00GJ	Detroit Wayne County CMH Agency	M	TANF	\$ 474,020	\$ 16,065	\$ 16,147	\$ 11,659	\$ 2,363	\$ 520,254
7	1705233	0028	Genesee County CMH Services	M	TANF	\$ 36,957	\$ 1,557	\$ 2,485	\$ 1,064	\$ 147	\$ 42,209
8	3402136	00GR	Kalamazoo PHP Affiliation	M	TANF	\$ 78,876	\$ 3,283	\$ 5,186	\$ 2,355	\$ 422	\$ 90,121
9	1712452	00HA	Lakeshore Behavioral Health Alliance	M	TANF	\$ 57,674	\$ 2,374	\$ 3,359	\$ 1,471	\$ 206	\$ 65,083
10	1712229	00GV	Lifeways	M	TANF	\$ 57,132	\$ 2,419	\$ 3,127	\$ 1,700	\$ 234	\$ 64,612
11	3396315	00GX	Macomb County CMH Services	M	TANF	\$ 82,065	\$ 3,219	\$ 4,561	\$ 3,394	\$ 882	\$ 94,121
12	1724945	00HJ	Northcare	M	TANF	\$ 93,869	\$ 4,997	\$ 6,380	\$ 3,379	\$ 531	\$ 109,157
13	4476125	00HF	Northern Affiliation	M	TANF	\$ 65,059	\$ 3,564	\$ 4,473	\$ 2,737	\$ 371	\$ 76,203
14	1707158	00HC	Northwest CMH Affiliation	M	TANF	\$ 63,006	\$ 3,429	\$ 5,479	\$ 2,848	\$ 353	\$ 75,115
15	1705289	0058	Oakland County CMH Authority	M	TANF	\$ 79,496	\$ 2,642	\$ 3,042	\$ 2,276	\$ 602	\$ 88,059
16	1712541	00HQ	Saginaw County CMH Authority	M	TANF	\$ 33,222	\$ 1,369	\$ 1,838	\$ 929	\$ 97	\$ 37,454
17	1708164	00HO	Thumb Mental Health Alliance	M	TANF	\$ 120,751	\$ 6,051	\$ 8,318	\$ 4,430	\$ 602	\$ 140,152
18	2920843	00HR	Venture Behavioral Health	M	TANF	\$ 77,003	\$ 3,615	\$ 5,413	\$ 2,624	\$ 398	\$ 89,053
19											
20											
			State Subtotals			\$ 1,708,936	\$ 71,358	\$ 95,916	\$ 53,261	\$ 9,120	\$ 1,938,591

Check Values

2004-06

320d - qSummary macap_aggregate2 by PIHP - Rev - MHSP TANF - F

Revenue for Current Enrolled Population by Age Group

Provider ID	Billing Agent	Affiliation DBA	Sex	Group	0 - 17	18 - 25	26 - 39	40 - 49	50 - 64	65+	Total
1705322	00GE	Access Alliance of Michigan	F	TANF	\$ 47,700	\$ 14,928	\$ 25,248	\$ 8,685	\$ 692		\$ 97,253
1708001	00BJ	CMH Affiliation of Mid-Michigan	F	TANF	\$ 53,000	\$ 17,714	\$ 29,927	\$ 9,223	\$ 1,177	\$ 0	\$ 111,042
4344340	00GG	CMH for Central Michigan	F	TANF	\$ 30,393	\$ 10,396	\$ 17,425	\$ 5,769	\$ 510	\$ 0	\$ 64,494
1707176	00HU	CMH Partnership of Southeast Michigan	F	TANF	\$ 53,480	\$ 16,933	\$ 30,797	\$ 9,703	\$ 1,122	\$ 0	\$ 112,035
1705430	00GS	CMHSA Network of West Michigan	F	TANF	\$ 48,986	\$ 17,162	\$ 27,839	\$ 8,349	\$ 1,050		\$ 103,386
3119549	00GJ	Detroit Wayne County CMH Agency	F	TANF	\$ 288,451	\$ 82,863	\$ 182,155	\$ 65,730	\$ 9,213	\$ 0	\$ 628,413
1705233	0028	Genesee County CMH Services	F	TANF	\$ 22,526	\$ 7,810	\$ 15,672	\$ 5,160	\$ 526	\$ 0	\$ 51,694
3402136	00GR	Kalamazoo PHP Affiliation	F	TANF	\$ 47,124	\$ 15,925	\$ 26,827	\$ 7,920	\$ 843	\$ 0	\$ 98,639
1712452	00HA	Lakeshore Behavioral Health Alliance	F	TANF	\$ 34,562	\$ 11,510	\$ 18,059	\$ 5,694	\$ 525	\$ 0	\$ 70,350
1712229	00GV	Lifeways	F	TANF	\$ 34,056	\$ 11,031	\$ 17,663	\$ 4,875	\$ 716		\$ 68,342
3396315	00GX	Macomb County CMH Services	F	TANF	\$ 48,506	\$ 14,629	\$ 29,747	\$ 11,600	\$ 1,527	\$ 0	\$ 106,009
1724945	00HJ	Northcare	F	TANF	\$ 55,602	\$ 17,415	\$ 28,669	\$ 10,922	\$ 1,089	\$ 0	\$ 113,696
4476125	00HF	Northern Affiliation	F	TANF	\$ 38,615	\$ 11,354	\$ 18,378	\$ 7,415	\$ 623	\$ 0	\$ 76,385
1707158	00HC	Northwest CMH Affiliation	F	TANF	\$ 37,035	\$ 11,820	\$ 19,748	\$ 6,897	\$ 752	\$ 0	\$ 76,253
1705289	0058	Oakland County CMH Authority	F	TANF	\$ 47,316	\$ 12,652	\$ 26,622	\$ 9,778	\$ 1,328	\$ 0	\$ 97,697
1712541	00HQ	Saginaw County CMH Authority	F	TANF	\$ 20,529	\$ 6,539	\$ 13,273	\$ 4,291	\$ 393		\$ 45,025
1708164	00HO	Thumb Mental Health Alliance	F	TANF	\$ 70,902	\$ 23,293	\$ 41,127	\$ 14,296	\$ 1,610		\$ 151,228
2920843	00HR	Venture Behavioral Health	F	TANF	\$ 46,370	\$ 15,874	\$ 26,664	\$ 8,092	\$ 999		\$ 97,999
		State Subtotals			\$ 1,025,154	\$ 319,849	\$ 595,841	\$ 204,398	\$ 24,699	\$ 0	\$ 2,169,941

Check Values

Mental Health - Revenue by PIHP by Age Group - 1915(b)(3) - DAB - Male

Detail

12-Jun-2004 20:44

2004-06

350c - qSummary macap_aggregate2 by PIHP - Rev - MHB3 DAB - M

					Revenue for Current Enrolled Population by Age Group							
Provider ID	Billing Agent	Affiliation DBA	Sex	Group	0 - 17	18 - 25	26 - 39	40 - 49	50 - 64	65+	Total	
1	1705322	00GE	Access Alliance of Michigan	M	DAB	\$ 20,568	\$ 37,590	\$ 145,260	\$ 167,690	\$ 100,128	\$ 25,391	\$ 496,628
2	1708001	00BJ	CMH Affiliation of Mid-Michigan	M	DAB	\$ 40,300	\$ 56,424	\$ 205,807	\$ 207,267	\$ 137,622	\$ 35,638	\$ 683,058
3	4344340	00GG	CMH for Central Michigan	M	DAB	\$ 12,592	\$ 21,942	\$ 86,686	\$ 93,837	\$ 64,384	\$ 13,200	\$ 292,639
4	1707176	00HU	CMH Partnership of Southeast Michigan	M	DAB	\$ 28,154	\$ 43,349	\$ 166,248	\$ 167,826	\$ 100,323	\$ 27,035	\$ 532,935
5	1705430	00GS	CMHSA Network of West Michigan	M	DAB	\$ 43,236	\$ 66,821	\$ 199,125	\$ 205,554	\$ 126,827	\$ 35,711	\$ 677,274
6	3119549	00GJ	Detroit Wayne County CMH Agency	M	DAB	\$ 188,480	\$ 186,754	\$ 923,565	\$ 1,082,255	\$ 765,065	\$ 143,581	\$ 3,289,701
7	1705233	0028	Genesee County CMH Services	M	DAB	\$ 44,149	\$ 49,679	\$ 216,190	\$ 230,007	\$ 123,243	\$ 19,876	\$ 683,144
8	3402136	00GR	Kalamazoo PHP Affiliation	M	DAB	\$ 28,736	\$ 35,992	\$ 136,933	\$ 156,466	\$ 100,487	\$ 23,564	\$ 482,177
9	1712452	00HA	Lakeshore Behavioral Health Alliance	M	DAB	\$ 27,317	\$ 38,664	\$ 136,803	\$ 155,348	\$ 94,610	\$ 20,417	\$ 473,158
10	1712229	00GV	Lifeways	M	DAB	\$ 14,440	\$ 16,139	\$ 68,726	\$ 70,242	\$ 40,910	\$ 10,531	\$ 220,988
11	3396315	00GX	Macomb County CMH Services	M	DAB	\$ 40,265	\$ 68,139	\$ 249,238	\$ 264,559	\$ 175,368	\$ 66,097	\$ 863,665
12	1724945	00HJ	Northcare	M	DAB	\$ 19,136	\$ 43,594	\$ 140,132	\$ 178,735	\$ 125,610	\$ 45,058	\$ 552,265
13	4476125	00HF	Northern Affiliation	M	DAB	\$ 12,548	\$ 21,772	\$ 77,853	\$ 104,067	\$ 71,434	\$ 19,232	\$ 306,906
14	1707158	00HC	Northwest CMH Affiliation	M	DAB	\$ 17,586	\$ 27,238	\$ 96,051	\$ 120,698	\$ 77,120	\$ 20,915	\$ 359,609
15	1705289	0058	Oakland County CMH Authority	M	DAB	\$ 62,856	\$ 95,189	\$ 397,746	\$ 409,468	\$ 265,153	\$ 117,383	\$ 1,347,796
16	1712541	00HQ	Saginaw County CMH Authority	M	DAB	\$ 18,649	\$ 24,542	\$ 98,077	\$ 103,677	\$ 54,773	\$ 11,218	\$ 310,937
17	1708164	00HO	Thumb Mental Health Alliance	M	DAB	\$ 26,239	\$ 40,123	\$ 155,589	\$ 158,667	\$ 103,445	\$ 27,033	\$ 511,096
18	2920843	00HR	Venture Behavioral Health	M	DAB	\$ 32,877	\$ 41,062	\$ 158,865	\$ 179,626	\$ 117,620	\$ 28,751	\$ 558,801
19												
20												
			State Subtotals			\$ 678,128	\$ 915,013	\$ 3,658,894	\$ 4,055,990	\$ 2,644,123	\$ 690,630	\$ 12,642,778

Check Values

Mental Health - Revenue by PIHP by Age Group - 1915(b)(3) - TANF - Male

Detail

12-Jun-2004 20:44

2004-06

370c - qSummary macap_aggregate2 by PIHP - Rev - MHB3 TANF - M

					Revenue for Current Enrolled Population by Age Group						
Provider ID	Billing Agent	Affiliation DBA	Sex	Group	0 - 17	18 - 25	26 - 39	40 - 49	50 - 64	65+	Total
1	1705322	00GE	Access Alliance of Michigan	M	TANF	\$ 37,811	\$ 1,770	\$ 2,874	\$ 1,486	\$ 179	\$ 44,119
2	1708001	00BJ	CMH Affiliation of Mid-Michigan	M	TANF	\$ 41,923	\$ 1,827	\$ 2,709	\$ 1,293	\$ 215	\$ 47,968
3	4344340	00GG	CMH for Central Michigan	M	TANF	\$ 23,997	\$ 1,359	\$ 2,305	\$ 1,046	\$ 149	\$ 28,856
4	1707176	00HU	CMH Partnership of Southeast Michigan	M	TANF	\$ 42,247	\$ 1,520	\$ 2,360	\$ 1,067	\$ 178	\$ 47,372
5	1705430	00GS	CMHSA Network of West Michigan	M	TANF	\$ 37,655	\$ 1,420	\$ 2,040	\$ 942	\$ 180	\$ 42,236
6	3119549	00GJ	Detroit Wayne County CMH Agency	M	TANF	\$ 223,299	\$ 7,537	\$ 7,614	\$ 5,491	\$ 1,109	\$ 245,050
7	1705233	0028	Genesee County CMH Services	M	TANF	\$ 17,414	\$ 731	\$ 1,166	\$ 504	\$ 69	\$ 19,883
8	3402136	00GR	Kalamazoo PHP Affiliation	M	TANF	\$ 37,092	\$ 1,542	\$ 2,446	\$ 1,109	\$ 198	\$ 42,387
9	1712452	00HA	Lakeshore Behavioral Health Alliance	M	TANF	\$ 27,231	\$ 1,118	\$ 1,580	\$ 692	\$ 97	\$ 30,719
10	1712229	00GV	Lifeways	M	TANF	\$ 26,878	\$ 1,138	\$ 1,471	\$ 801	\$ 110	\$ 30,397
11	3396315	00GX	Macomb County CMH Services	M	TANF	\$ 38,563	\$ 1,520	\$ 2,145	\$ 1,599	\$ 415	\$ 44,242
12	1724945	00HJ	Northcare	M	TANF	\$ 44,168	\$ 2,352	\$ 3,002	\$ 1,592	\$ 250	\$ 51,364
13	4476125	00HF	Northern Affiliation	M	TANF	\$ 30,658	\$ 1,678	\$ 2,110	\$ 1,289	\$ 175	\$ 35,908
14	1707158	00HC	Northwest CMH Affiliation	M	TANF	\$ 29,678	\$ 1,615	\$ 2,579	\$ 1,343	\$ 166	\$ 35,381
15	1705289	0058	Oakland County CMH Authority	M	TANF	\$ 37,488	\$ 1,244	\$ 1,432	\$ 1,072	\$ 284	\$ 41,519
16	1712541	00HQ	Saginaw County CMH Authority	M	TANF	\$ 15,650	\$ 645	\$ 867	\$ 436	\$ 46	\$ 17,644
17	1708164	00HO	Thumb Mental Health Alliance	M	TANF	\$ 56,893	\$ 2,846	\$ 3,917	\$ 2,087	\$ 284	\$ 66,027
18	2920843	00HR	Venture Behavioral Health	M	TANF	\$ 36,140	\$ 1,708	\$ 2,550	\$ 1,238	\$ 187	\$ 41,823
19											
20											
			State Subtotals			\$ 804,782	\$ 33,570	\$ 45,166	\$ 25,086	\$ 4,290	\$ 912,895

Check Values

Substance Abuse - Revenue by PIHP by Age Group - State Plan - DAB - Male

Detail

12-Jun-2004 20:44

2004-06

400c - qSummary macap_aggregate2 by PIHP - Rev - SASP DAB - M

					Revenue for Current Enrolled Population by Age Group							
Provider ID	Billing Agent	Affiliation DBA	Sex	Group	0 - 17	18 - 25	26 - 39	40 - 49	50 - 64	65+	Total	
1	1705322	00GE	Access Alliance of Michigan	M	DAB	\$ 563	\$ 1,058	\$ 3,200	\$ 6,271	\$ 2,577	\$ 143	\$ 13,812
2	1708001	00BJ	CMH Affiliation of Mid-Michigan	M	DAB	\$ 1,201	\$ 1,752	\$ 5,017	\$ 8,586	\$ 3,932	\$ 219	\$ 20,706
3	4344340	00GG	CMH for Central Michigan	M	DAB	\$ 442	\$ 801	\$ 2,482	\$ 4,555	\$ 2,156	\$ 97	\$ 10,533
4	1707176	00HU	CMH Partnership of Southeast Michigan	M	DAB	\$ 1,000	\$ 1,597	\$ 4,806	\$ 8,240	\$ 3,392	\$ 207	\$ 19,241
5	1705430	00GS	CMHSA Network of West Michigan	M	DAB	\$ 1,257	\$ 2,025	\$ 4,725	\$ 8,298	\$ 3,523	\$ 214	\$ 20,043
6	3119549	00GJ	Detroit Wayne County CMH Agency	M	DAB	\$ 13,739	\$ 14,048	\$ 54,478	\$ 108,365	\$ 52,749	\$ 2,202	\$ 245,581
7	1705233	0028	Genesee County CMH Services	M	DAB	\$ 2,477	\$ 2,894	\$ 9,865	\$ 17,837	\$ 6,582	\$ 239	\$ 39,893
8	3402136	00GR	Kalamazoo PHP Affiliation	M	DAB	\$ 1,435	\$ 1,868	\$ 5,558	\$ 10,786	\$ 4,770	\$ 251	\$ 24,667
9	1712452	00HA	Lakeshore Behavioral Health Alliance	M	DAB	\$ 739	\$ 1,085	\$ 3,013	\$ 5,808	\$ 2,437	\$ 119	\$ 13,201
10	1712229	00GV	Lifeways	M	DAB	\$ 507	\$ 587	\$ 1,958	\$ 3,396	\$ 1,362	\$ 79	\$ 7,889
11	3396315	00GX	Macomb County CMH Services	M	DAB	\$ 1,527	\$ 2,682	\$ 7,693	\$ 13,864	\$ 6,327	\$ 522	\$ 32,615
12	1724945	00HJ	Northcare	M	DAB	\$ 473	\$ 1,111	\$ 2,800	\$ 6,064	\$ 2,937	\$ 227	\$ 13,611
13	4476125	00HF	Northern Affiliation	M	DAB	\$ 453	\$ 805	\$ 2,261	\$ 5,130	\$ 2,431	\$ 149	\$ 11,228
14	1707158	00HC	Northwest CMH Affiliation	M	DAB	\$ 463	\$ 740	\$ 2,035	\$ 4,348	\$ 1,914	\$ 118	\$ 9,619
15	1705289	0058	Oakland County CMH Authority	M	DAB	\$ 2,173	\$ 3,417	\$ 11,189	\$ 19,555	\$ 8,720	\$ 862	\$ 45,915
16	1712541	00HQ	Saginaw County CMH Authority	M	DAB	\$ 1,205	\$ 1,636	\$ 5,125	\$ 9,206	\$ 3,349	\$ 154	\$ 20,674
17	1708164	00HO	Thumb Mental Health Alliance	M	DAB	\$ 446	\$ 707	\$ 2,145	\$ 3,717	\$ 1,667	\$ 97	\$ 8,778
18	2920843	00HR	Venture Behavioral Health	M	DAB	\$ 1,238	\$ 1,604	\$ 4,866	\$ 9,353	\$ 4,215	\$ 228	\$ 21,503
19												
20												
			State Subtotals			\$ 31,336	\$ 40,415	\$ 133,215	\$ 253,378	\$ 115,038	\$ 6,126	\$ 579,507

Check Values

Substance Abuse - Revenue by PIHP by Age Group - State Plan - DAB - Female

Detail

12-Jun-2004 20:44

2004-06

400d - qSummary macap_aggregate2 by PIHP - Rev - SASP DAB - F

Revenue for Current Enrolled Population by Age Group

Provider ID	Billing Agent	Affiliation DBA	Sex	Group	0 - 17	18 - 25	26 - 39	40 - 49	50 - 64	65+	Total	
1	1705322	00GE	Access Alliance of Michigan	F	DAB	\$ 287	\$ 732	\$ 3,142	\$ 4,303	\$ 1,292	\$ 51	\$ 9,807
2	1708001	00BJ	CMH Affiliation of Mid-Michigan	F	DAB	\$ 631	\$ 1,320	\$ 4,889	\$ 6,916	\$ 1,978	\$ 74	\$ 15,809
3	4344340	00GG	CMH for Central Michigan	F	DAB	\$ 271	\$ 638	\$ 2,349	\$ 3,300	\$ 974	\$ 34	\$ 7,568
4	1707176	00HU	CMH Partnership of Southeast Michigan	F	DAB	\$ 585	\$ 1,232	\$ 4,715	\$ 6,496	\$ 1,796	\$ 86	\$ 14,910
5	1705430	00GS	CMHSA Network of West Michigan	F	DAB	\$ 643	\$ 1,382	\$ 5,571	\$ 6,416	\$ 1,696	\$ 66	\$ 15,774
6	3119549	00GJ	Detroit Wayne County CMH Agency	F	DAB	\$ 7,484	\$ 10,238	\$ 50,965	\$ 74,123	\$ 23,826	\$ 754	\$ 167,391
7	1705233	0028	Genesee County CMH Services	F	DAB	\$ 1,339	\$ 2,149	\$ 10,316	\$ 13,391	\$ 3,466	\$ 103	\$ 30,763
8	3402136	00GR	Kalamazoo PHP Affiliation	F	DAB	\$ 780	\$ 1,515	\$ 6,447	\$ 8,275	\$ 2,380	\$ 86	\$ 19,482
9	1712452	00HA	Lakeshore Behavioral Health Alliance	F	DAB	\$ 379	\$ 831	\$ 3,625	\$ 4,714	\$ 1,295	\$ 46	\$ 10,891
10	1712229	00GV	Lifeways	F	DAB	\$ 276	\$ 464	\$ 1,968	\$ 2,436	\$ 714	\$ 25	\$ 5,883
11	3396315	00GX	Macomb County CMH Services	F	DAB	\$ 797	\$ 1,797	\$ 7,667	\$ 10,733	\$ 3,735	\$ 196	\$ 24,924
12	1724945	00HJ	Northcare	F	DAB	\$ 243	\$ 794	\$ 2,705	\$ 3,974	\$ 1,283	\$ 73	\$ 9,073
13	4476125	00HF	Northern Affiliation	F	DAB	\$ 217	\$ 561	\$ 2,317	\$ 3,342	\$ 1,084	\$ 50	\$ 7,570
14	1707158	00HC	Northwest CMH Affiliation	F	DAB	\$ 231	\$ 533	\$ 2,254	\$ 3,134	\$ 940	\$ 38	\$ 7,130
15	1705289	0058	Oakland County CMH Authority	F	DAB	\$ 1,300	\$ 2,245	\$ 10,806	\$ 14,336	\$ 4,849	\$ 270	\$ 33,805
16	1712541	00HQ	Saginaw County CMH Authority	F	DAB	\$ 570	\$ 1,198	\$ 5,428	\$ 6,950	\$ 1,798	\$ 66	\$ 16,011
17	1708164	00HO	Thumb Mental Health Alliance	F	DAB	\$ 242	\$ 482	\$ 2,009	\$ 2,814	\$ 923	\$ 32	\$ 6,502
18	2920843	00HR	Venture Behavioral Health	F	DAB	\$ 682	\$ 1,239	\$ 5,224	\$ 7,112	\$ 2,141	\$ 79	\$ 16,476
19												
20												
		State Subtotals			\$ 16,956	\$ 29,350	\$ 132,396	\$ 182,764	\$ 56,169	\$ 2,131	\$ 419,766	

Check Values

36,921,467

Substance Abuse - Revenue by PIHP by Age Group - State Plan - TANF - Male

Detail

12-Jun-2004 20:44

2004-06

420c - qSummary macap_aggregate2 by PIHP - Rev - SASP TANF - M

					Revenue for Current Enrolled Population by Age Group						
Provider ID	Billing Agent	Affiliation DBA	Sex	Group	0 - 17	18 - 25	26 - 39	40 - 49	50 - 64	65+	Total
1	1705322	00GE	Access Alliance of Michigan	M	TANF	\$ 1,860	\$ 836	\$ 3,671	\$ 3,130	\$ 224	\$ 9,720
2	1708001	00BJ	CMH Affiliation of Mid-Michigan	M	TANF	\$ 2,858	\$ 1,178	\$ 4,751	\$ 3,737	\$ 372	\$ 12,897
3	4344340	00GG	CMH for Central Michigan	M	TANF	\$ 1,231	\$ 686	\$ 3,153	\$ 2,357	\$ 201	\$ 7,627
4	1707176	00HU	CMH Partnership of Southeast Michigan	M	TANF	\$ 1,999	\$ 679	\$ 2,844	\$ 2,116	\$ 211	\$ 7,850
5	1705430	00GS	CMHSA Network of West Michigan	M	TANF	\$ 2,867	\$ 1,037	\$ 4,029	\$ 3,057	\$ 347	\$ 11,337
6	3119549	00GJ	Detroit Wayne County CMH Agency	M	TANF	\$ 15,670	\$ 4,953	\$ 13,423	\$ 15,982	\$ 1,934	\$ 51,963
7	1705233	0028	Genesee County CMH Services	M	TANF	\$ 3,096	\$ 1,250	\$ 5,380	\$ 3,805	\$ 312	\$ 13,842
8	3402136	00GR	Kalamazoo PHP Affiliation	M	TANF	\$ 2,786	\$ 1,092	\$ 4,664	\$ 3,493	\$ 373	\$ 12,408
9	1712452	00HA	Lakeshore Behavioral Health Alliance	M	TANF	\$ 1,927	\$ 748	\$ 2,859	\$ 2,060	\$ 172	\$ 7,766
10	1712229	00GV	Lifeways	M	TANF	\$ 1,055	\$ 437	\$ 1,535	\$ 1,374	\$ 113	\$ 4,515
11	3396315	00GX	Macomb County CMH Services	M	TANF	\$ 2,868	\$ 1,089	\$ 4,168	\$ 5,111	\$ 793	\$ 14,030
12	1724945	00HJ	Northcare	M	TANF	\$ 1,509	\$ 745	\$ 2,578	\$ 2,248	\$ 211	\$ 7,291
13	4476125	00HF	Northern Affiliation	M	TANF	\$ 1,518	\$ 785	\$ 2,678	\$ 2,697	\$ 218	\$ 7,896
14	1707158	00HC	Northwest CMH Affiliation	M	TANF	\$ 1,404	\$ 728	\$ 3,156	\$ 2,707	\$ 200	\$ 8,196
15	1705289	0058	Oakland County CMH Authority	M	TANF	\$ 3,391	\$ 1,081	\$ 3,375	\$ 4,159	\$ 658	\$ 12,664
16	1712541	00HQ	Saginaw County CMH Authority	M	TANF	\$ 1,739	\$ 665	\$ 2,425	\$ 2,014	\$ 125	\$ 6,968
17	1708164	00HO	Thumb Mental Health Alliance	M	TANF	\$ 1,538	\$ 729	\$ 2,716	\$ 2,380	\$ 193	\$ 7,556
18	2920843	00HR	Venture Behavioral Health	M	TANF	\$ 2,724	\$ 1,198	\$ 4,861	\$ 3,895	\$ 352	\$ 13,029
19											
20											
			State Subtotals			\$ 52,039	\$ 19,915	\$ 72,266	\$ 66,322	\$ 7,011	\$ 217,554

Check Values

2004-06

420d - qSummary macap_aggregate2 by PIHP - Rev - SASP TANF - F

Revenue for Current Enrolled Population by Age Group

Provider ID	Billing Agent	Affiliation DBA	Sex	Group	0 - 17	18 - 25	26 - 39	40 - 49	50 - 64	65+	Total
1705322	00GE	Access Alliance of Michigan	F	TANF	\$ 725	\$ 2,315	\$ 13,298	\$ 7,373	\$ 273		\$ 23,984
1708001	00BJ	CMH Affiliation of Mid-Michigan	F	TANF	\$ 1,120	\$ 3,777	\$ 21,577	\$ 10,739	\$ 637	\$ 0	\$ 37,849
4344340	00GG	CMH for Central Michigan	F	TANF	\$ 517	\$ 1,722	\$ 9,821	\$ 5,246	\$ 216	\$ 0	\$ 17,522
1707176	00HU	CMH Partnership of Southeast Michigan	F	TANF	\$ 783	\$ 2,470	\$ 15,278	\$ 7,761	\$ 418	\$ 0	\$ 26,709
1705430	00GS	CMHSA Network of West Michigan	F	TANF	\$ 1,153	\$ 4,121	\$ 22,591	\$ 10,948	\$ 640		\$ 39,453
3119549	00GJ	Detroit Wayne County CMH Agency	F	TANF	\$ 6,845	\$ 17,829	\$ 132,580	\$ 77,155	\$ 5,044	\$ 0	\$ 239,451
1705233	0028	Genesee County CMH Services	F	TANF	\$ 1,359	\$ 4,366	\$ 29,678	\$ 15,777	\$ 748	\$ 0	\$ 51,928
3402136	00GR	Kalamazoo PHP Affiliation	F	TANF	\$ 1,149	\$ 3,675	\$ 21,124	\$ 10,057	\$ 498	\$ 0	\$ 36,503
1712452	00HA	Lakeshore Behavioral Health Alliance	F	TANF	\$ 757	\$ 2,514	\$ 13,461	\$ 6,840	\$ 293	\$ 0	\$ 23,866
1712229	00GV	Lifeways	F	TANF	\$ 483	\$ 1,399	\$ 7,596	\$ 3,377	\$ 231		\$ 13,085
3396315	00GX	Macomb County CMH Services	F	TANF	\$ 1,240	\$ 3,430	\$ 23,789	\$ 14,951	\$ 918	\$ 0	\$ 44,328
1724945	00HJ	Northcare	F	TANF	\$ 587	\$ 1,812	\$ 10,127	\$ 6,224	\$ 289	\$ 0	\$ 19,038
4476125	00HF	Northern Affiliation	F	TANF	\$ 593	\$ 1,756	\$ 9,619	\$ 6,264	\$ 245	\$ 0	\$ 18,478
1707158	00HC	Northwest CMH Affiliation	F	TANF	\$ 542	\$ 1,748	\$ 9,963	\$ 5,615	\$ 284	\$ 0	\$ 18,152
1705289	0058	Oakland County CMH Authority	F	TANF	\$ 1,473	\$ 3,615	\$ 25,817	\$ 15,301	\$ 966	\$ 0	\$ 47,172
1712541	00HQ	Saginaw County CMH Authority	F	TANF	\$ 743	\$ 2,215	\$ 15,306	\$ 7,976	\$ 340		\$ 26,581
1708164	00HO	Thumb Mental Health Alliance	F	TANF	\$ 610	\$ 1,962	\$ 11,747	\$ 6,583	\$ 344		\$ 21,247
2920843	00HR	Venture Behavioral Health	F	TANF	\$ 1,078	\$ 3,680	\$ 20,980	\$ 10,272	\$ 591		\$ 36,602
		State Subtotals			\$ 21,755	\$ 64,407	\$ 414,351	\$ 228,459	\$ 12,976	\$ 0	\$ 741,949

Check Values

Substance Abuse - Revenue by PIHP by Age Group - 1915(b)(3) - DAB - Male

Detail

12-Jun-2004 20:44

2004-06

450c - qSummary macap_aggregate2 by PIHP - Rev - SAB3 DAB - M

					Revenue for Current Enrolled Population by Age Group							
Provider ID	Billing Agent	Affiliation DBA	Sex	Group	0 - 17	18 - 25	26 - 39	40 - 49	50 - 64	65+	Total	
1	1705322	00GE	Access Alliance of Michigan	M	DAB	\$ 110	\$ 203	\$ 611	\$ 1,187	\$ 488	\$ 27	\$ 2,626
2	1708001	00BJ	CMH Affiliation of Mid-Michigan	M	DAB	\$ 235	\$ 331	\$ 956	\$ 1,624	\$ 746	\$ 41	\$ 3,933
3	4344340	00GG	CMH for Central Michigan	M	DAB	\$ 88	\$ 154	\$ 470	\$ 868	\$ 410	\$ 18	\$ 2,009
4	1707176	00HU	CMH Partnership of Southeast Michigan	M	DAB	\$ 194	\$ 307	\$ 914	\$ 1,567	\$ 648	\$ 38	\$ 3,668
5	1705430	00GS	CMHSA Network of West Michigan	M	DAB	\$ 247	\$ 382	\$ 903	\$ 1,572	\$ 671	\$ 40	\$ 3,815
6	3119549	00GJ	Detroit Wayne County CMH Agency	M	DAB	\$ 2,534	\$ 2,652	\$ 10,323	\$ 20,541	\$ 10,047	\$ 400	\$ 46,499
7	1705233	0028	Genesee County CMH Services	M	DAB	\$ 485	\$ 552	\$ 1,870	\$ 3,379	\$ 1,250	\$ 48	\$ 7,583
8	3402136	00GR	Kalamazoo PHP Affiliation	M	DAB	\$ 277	\$ 354	\$ 1,055	\$ 2,044	\$ 912	\$ 47	\$ 4,687
9	1712452	00HA	Lakeshore Behavioral Health Alliance	M	DAB	\$ 142	\$ 209	\$ 575	\$ 1,103	\$ 466	\$ 21	\$ 2,517
10	1712229	00GV	Lifeways	M	DAB	\$ 98	\$ 109	\$ 369	\$ 647	\$ 256	\$ 14	\$ 1,493
11	3396315	00GX	Macomb County CMH Services	M	DAB	\$ 287	\$ 514	\$ 1,457	\$ 2,631	\$ 1,197	\$ 98	\$ 6,182
12	1724945	00HJ	Northcare	M	DAB	\$ 90	\$ 214	\$ 530	\$ 1,150	\$ 558	\$ 50	\$ 2,593
13	4476125	00HF	Northern Affiliation	M	DAB	\$ 83	\$ 155	\$ 430	\$ 976	\$ 458	\$ 28	\$ 2,129
14	1707158	00HC	Northwest CMH Affiliation	M	DAB	\$ 85	\$ 141	\$ 387	\$ 825	\$ 360	\$ 22	\$ 1,821
15	1705289	0058	Oakland County CMH Authority	M	DAB	\$ 405	\$ 647	\$ 2,129	\$ 3,722	\$ 1,650	\$ 157	\$ 8,710
16	1712541	00HQ	Saginaw County CMH Authority	M	DAB	\$ 233	\$ 311	\$ 975	\$ 1,744	\$ 633	\$ 31	\$ 3,927
17	1708164	00HO	Thumb Mental Health Alliance	M	DAB	\$ 84	\$ 134	\$ 408	\$ 705	\$ 314	\$ 17	\$ 1,663
18	2920843	00HR	Venture Behavioral Health	M	DAB	\$ 234	\$ 304	\$ 924	\$ 1,769	\$ 808	\$ 40	\$ 4,077
19												
20												
			State Subtotals			\$ 5,911	\$ 7,674	\$ 25,284	\$ 48,053	\$ 21,873	\$ 1,136	\$ 109,931

Check Values

Substance Abuse - Revenue by PIHP by Age Group - 1915(b)(3) - DAB - Male

Detail

12-Jun-2004 20:44

2004-06

470c - qSummary macap_aggregate2 by PIHP - Rev - SAB3 TANF - M

					Revenue for Current Enrolled Population by Age Group						
Provider ID	Billing Agent	Affiliation DBA	Sex	Group	0 - 17	18 - 25	26 - 39	40 - 49	50 - 64	65+	Total
1	1705322	00GE	Access Alliance of Michigan	M	TANF	\$ 372	\$ 166	\$ 714	\$ 609	\$ 43	\$ 1,903
2	1708001	00BJ	CMH Affiliation of Mid-Michigan	M	TANF	\$ 572	\$ 227	\$ 923	\$ 726	\$ 73	\$ 2,522
3	4344340	00GG	CMH for Central Michigan	M	TANF	\$ 264	\$ 136	\$ 616	\$ 460	\$ 39	\$ 1,514
4	1707176	00HU	CMH Partnership of Southeast Michigan	M	TANF	\$ 400	\$ 131	\$ 557	\$ 412	\$ 41	\$ 1,541
5	1705430	00GS	CMHSA Network of West Michigan	M	TANF	\$ 573	\$ 205	\$ 785	\$ 597	\$ 68	\$ 2,229
6	3119549	00GJ	Detroit Wayne County CMH Agency	M	TANF	\$ 2,938	\$ 948	\$ 2,626	\$ 3,114	\$ 376	\$ 10,002
7	1705233	0028	Genesee County CMH Services	M	TANF	\$ 580	\$ 244	\$ 1,050	\$ 741	\$ 61	\$ 2,677
8	3402136	00GR	Kalamazoo PHP Affiliation	M	TANF	\$ 586	\$ 214	\$ 910	\$ 681	\$ 73	\$ 2,464
9	1712452	00HA	Lakeshore Behavioral Health Alliance	M	TANF	\$ 385	\$ 144	\$ 559	\$ 403	\$ 33	\$ 1,525
10	1712229	00GV	Lifeways	M	TANF	\$ 211	\$ 85	\$ 299	\$ 269	\$ 22	\$ 886
11	3396315	00GX	Macomb County CMH Services	M	TANF	\$ 637	\$ 211	\$ 811	\$ 999	\$ 155	\$ 2,814
12	1724945	00HJ	Northcare	M	TANF	\$ 302	\$ 146	\$ 505	\$ 437	\$ 41	\$ 1,431
13	4476125	00HF	Northern Affiliation	M	TANF	\$ 304	\$ 151	\$ 521	\$ 525	\$ 42	\$ 1,542
14	1707158	00HC	Northwest CMH Affiliation	M	TANF	\$ 281	\$ 146	\$ 617	\$ 529	\$ 39	\$ 1,612
15	1705289	0058	Oakland County CMH Authority	M	TANF	\$ 754	\$ 211	\$ 659	\$ 811	\$ 127	\$ 2,562
16	1712541	00HQ	Saginaw County CMH Authority	M	TANF	\$ 366	\$ 132	\$ 473	\$ 393	\$ 24	\$ 1,388
17	1708164	00HO	Thumb Mental Health Alliance	M	TANF	\$ 271	\$ 141	\$ 527	\$ 465	\$ 38	\$ 1,443
18	2920843	00HR	Venture Behavioral Health	M	TANF	\$ 545	\$ 233	\$ 955	\$ 759	\$ 69	\$ 2,560
19											
20											
			State Subtotals			\$ 10,341	\$ 3,871	\$ 14,107	\$ 12,929	\$ 1,366	\$ 42,614

Check Values

Habilitation Supports Waiver - Capitation by PIHP

Detail by Population Group by Gender

12-Jun-2004 20:44

2004-06

510a - HSW Summary by PIHP by Program Group

Provider ID	Billing Agent	Affiliation DBA	Population - Current Enrollment				Total Enrollees	Revenue - Mental Health - State Plan and 1915(b)(3)				Total Capitation	
			DAB Enrollees		TANF Enrollees			DAB Capitation		TANF Capitation			
			Male	Female	Male2	Female2		Male3	Female3	Male4	Female4		
1	1705322	00GE	Access Alliance of Michigan	213	148	-	-	361	\$ 800,079	\$ 496,956	\$ -	\$ -	\$ 1,297,035
2	1708001	00BJ	CMH Affiliation of Mid-Michigan	219	141	-	-	360	\$ 1,026,145	\$ 589,539	\$ -	\$ -	\$ 1,615,684
3	4344340	00GG	CMH for Central Michigan	298	218	-	-	516	\$ 1,083,062	\$ 721,231	\$ -	\$ -	\$ 1,804,293
4	1707176	00HU	CMH Partnership of Southeast Michigan	390	319	-	-	709	\$ 1,356,562	\$ 993,778	\$ -	\$ -	\$ 2,350,340
5	4483587	00GS	CMHSA Network of West Michigan	96	54	-	-	150	\$ 408,408	\$ 211,537	\$ -	\$ -	\$ 619,945
6	3119549	00GJ	Detroit Wayne County CMH Agency	653	495	-	1	1,149	\$ 3,584,233	\$ 2,440,066	\$ -	\$ 4,261	\$ 6,028,559
7	1705233	0028	Genesee County CMH Services	194	144	-	1	339	\$ 720,441	\$ 482,491	\$ -	\$ 2,917	\$ 1,205,848
8	3402136	00GR	Kalamazoo PHP Affiliation	249	183	-	-	432	\$ 1,094,004	\$ 718,258	\$ -	\$ -	\$ 1,812,262
9	1712452	00HA	Lakeshore Behavioral Health Alliance	122	100	-	-	222	\$ 408,169	\$ 301,845	\$ -	\$ -	\$ 710,015
10	1712229	00GV	Lifeways	157	108	-	1	266	\$ 438,538	\$ 269,680	\$ -	\$ 2,169	\$ 710,387
11	3396315	00GX	Macomb County CMH Services	251	188	1	-	440	\$ 1,177,310	\$ 779,110	\$ 4,132	\$ -	\$ 1,960,551
12	1724945	00HJ	Northcare	210	137	1	1	349	\$ 946,973	\$ 555,007	\$ 4,088	\$ 4,264	\$ 1,510,332
13	4476125	00HF	Northern Affiliation	255	171	-	-	426	\$ 1,037,881	\$ 618,318	\$ -	\$ -	\$ 1,656,198
14	4540048	00HC	Northwest CMH Affiliation	104	85	-	-	189	\$ 168,501	\$ 123,625	\$ -	\$ -	\$ 292,127
15	1705289	0058	Oakland County CMH Authority	456	365	-	2	823	\$ 2,229,238	\$ 1,597,943	\$ -	\$ 7,820	\$ 3,835,002
16	1712541	00HQ	Saginaw County CMH Authority	59	33	-	-	92	\$ 303,934	\$ 148,278	\$ -	\$ -	\$ 452,212
17	1708164	00HO	Thumb Mental Health Alliance	150	103	-	1	254	\$ 499,694	\$ 306,183	\$ -	\$ 2,621	\$ 808,498
18	2920843	00HR	Venture Behavioral Health	168	132	-	-	300	\$ 481,660	\$ 344,547	\$ -	\$ -	\$ 826,207
19													\$ -
20													\$ -
			State Subtotals	4,244	3,124	2	7	7,377	\$ 17,764,834	\$ 11,698,391	\$ 8,220	\$ 24,051	\$ 29,495,496
				7,368		9	-		29,463,225		32,271		\$ 29,495,496

Habilitation Supports Waiver - Capitation by County

Detail by Population Group by Gender

12-Jun-2004 20:44

2004-06

Revenue is calculated based on County of Residence and Paid to Country of Financial Responsibility

510b - HSW Summary by County by Program Group

Provider ID	Billing Agent	Code F	County Name - COFR	Code R	County Name - Residence	Population - Current Enrollment				Total Enrollees	Revenue - Mental Health - State Plan and 1915(b)(3)				Total Capitation	
						DAB Enrollees		TANF Enrollees			DAB Capitation		TANF Capitation			
						Male	Female	Male2	Female2		Male3	Female3	Male4	Female4		
1	1705233	0028	25	Genesee	18	Clare	1	-	-	-	1	\$ 3,811	\$ -	\$ -	\$ -	\$ 3,811
2	1705233	0028	25	Genesee	25	Genesee	191	143	-	1	335	\$ 707,614	\$ 479,646	\$ -	\$ 2,917	\$ 1,190,177
3	1705233	0028	25	Genesee	37	Isabella	-	1	-	-	1	\$ -	\$ 2,845	\$ -	\$ -	\$ 2,845
4	1705233	0028	25	Genesee	67	Osceola	1	-	-	-	1	\$ 3,307	\$ -	\$ -	\$ -	\$ 3,307
5	1705233	0028	25	Genesee	82	Wayne	1	-	-	-	1	\$ 5,709	\$ -	\$ -	\$ -	\$ 5,709
6	1705289	0058	63	Oakland	41	Kent	-	1	-	-	1	\$ -	\$ 3,351	\$ -	\$ -	\$ 3,351
7	1705289	0058	63	Oakland	50	Macomb	47	37	-	-	84	\$ 216,889	\$ 154,905	\$ -	\$ -	\$ 371,794
8	1705289	0058	63	Oakland	57	Missaukee	1	-	-	-	1	\$ 1,446	\$ -	\$ -	\$ -	\$ 1,446
9	1705289	0058	63	Oakland	63	Oakland	407	327	-	2	736	\$ 2,007,393	\$ 1,439,687	\$ -	\$ 7,820	\$ 3,454,900
10	1705289	0058	63	Oakland	74	St. Clair	1	-	-	-	1	\$ 3,511	\$ -	\$ -	\$ -	\$ 3,511
11	1708001	00BJ	10	Benzie	10	Benzie	21	8	-	-	29	\$ 98,691	\$ 34,582	\$ -	\$ -	\$ 133,272
12	1708001	00BJ	10	Benzie	28	Grand Traverse	-	1	-	-	1	\$ -	\$ 1,244	\$ -	\$ -	\$ 1,244
13	1708001	00BJ	19	Clinton	19	Clinton	21	16	-	-	37	\$ 96,103	\$ 69,937	\$ -	\$ -	\$ 166,041
14	1708001	00BJ	23	Eaton	19	Clinton	1	-	-	-	1	\$ 4,884	\$ -	\$ -	\$ -	\$ 4,884
15	1708001	00BJ	23	Eaton	23	Eaton	40	15	-	-	55	\$ 188,259	\$ 62,422	\$ -	\$ -	\$ 250,682
16	1708001	00BJ	29	Gratiot	18	Clare	-	1	-	-	1	\$ -	\$ 2,845	\$ -	\$ -	\$ 2,845
17	1708001	00BJ	29	Gratiot	29	Gratiot	22	10	-	-	32	\$ 106,809	\$ 43,421	\$ -	\$ -	\$ 150,230
18	1708001	00BJ	33	Ingham	33	Ingham	56	39	-	-	95	\$ 259,941	\$ 162,298	\$ -	\$ -	\$ 422,239
19	1708001	00BJ	34	Ionia	34	Ionia	16	13	-	-	29	\$ 74,916	\$ 54,357	\$ -	\$ -	\$ 129,273
20	1708001	00BJ	34	Ionia	37	Isabella	1	-	-	-	1	\$ 3,307	\$ -	\$ -	\$ -	\$ 3,307
21	1708001	00BJ	34	Ionia	39	Kalamazoo	1	-	-	-	1	\$ 4,625	\$ -	\$ -	\$ -	\$ 4,625
22	1708001	00BJ	34	Ionia	59	Montcalm	2	1	-	-	3	\$ 7,816	\$ 3,536	\$ -	\$ -	\$ 11,352
23	1708001	00BJ	51	Manistee	25	Genesee	-	1	-	-	1	\$ -	\$ 3,536	\$ -	\$ -	\$ 3,536
24	1708001	00BJ	51	Manistee	37	Isabella	1	-	-	-	1	\$ 3,307	\$ -	\$ -	\$ -	\$ 3,307
25	1708001	00BJ	51	Manistee	51	Manistee	27	24	-	-	51	\$ 129,290	\$ 102,971	\$ -	\$ -	\$ 232,262
26	1708001	00BJ	62	Newaygo	51	Manistee	1	-	-	-	1	\$ 4,884	\$ -	\$ -	\$ -	\$ 4,884
27	1708001	00BJ	62	Newaygo	62	Newaygo	9	12	-	-	21	\$ 43,312	\$ 48,390	\$ -	\$ -	\$ 91,702
28	1705322	00GE	06	Arenac	06	Arenac	12	13	-	-	25	\$ 45,861	\$ 43,492	\$ -	\$ -	\$ 89,353
29	1705322	00GE	09	Bay	09	Bay	82	70	-	-	152	\$ 310,106	\$ 235,757	\$ -	\$ -	\$ 545,863
30	1705322	00GE	32	Huron	32	Huron	36	21	-	-	57	\$ 134,478	\$ 70,541	\$ -	\$ -	\$ 205,019
31	1705322	00GE	59	Montcalm	41	Kent	1	2	-	-	3	\$ 3,895	\$ 6,702	\$ -	\$ -	\$ 10,597

Habilitation Supports Waiver - Capitation by County

Detail by Population Group by Gender

12-Jun-2004 20:44

2004-06

Revenue is calculated based on County of Residence and Paid to Country of Financial Responsibility

510b - HSW Summary by County by Program Group

Provider ID	Billing Agent	Code F	County Name - COFR	Code R	County Name - Residence	Population - Current Enrollment				Total Enrollees	Revenue - Mental Health - State Plan and 1915(b)(3)				Total Capitation	
						DAB Enrollees		TANF Enrollees			DAB Capitation		TANF Capitation			
						Male	Female	Male2	Female2		Male3	Female3	Male4	Female4		
32	1705322	00GE	59	Montcalm	59	Montcalm	18	2	-	-	20	\$ 67,239	\$ 7,072	\$ -	\$ -	\$ 74,311
33	1705322	00GE	78	Shiawassee	78	Shiawassee	30	18	-	-	48	\$ 112,065	\$ 61,172	\$ -	\$ -	\$ 173,237
34	1705322	00GE	78	Shiawassee	81	Washtenaw	1	-	-	-	1	\$ 3,682	\$ -	\$ -	\$ -	\$ 3,682
35	1705322	00GE	79	Tuscola	79	Tuscola	33	22	-	-	55	\$ 122,754	\$ 72,220	\$ -	\$ -	\$ 194,974
36	4344340	00GG	18	Clare	18	Clare	42	32	-	-	74	\$ 156,039	\$ 106,731	\$ -	\$ -	\$ 262,771
37	4344340	00GG	18	Clare	67	Osceola	1	2	-	-	3	\$ 3,307	\$ 6,897	\$ -	\$ -	\$ 10,204
38	4344340	00GG	26	Gladwin	26	Gladwin	22	12	-	-	34	\$ 80,822	\$ 40,779	\$ -	\$ -	\$ 121,601
39	4344340	00GG	37	Isabella	37	Isabella	94	84	-	-	178	\$ 341,107	\$ 278,207	\$ -	\$ -	\$ 619,315
40	4344340	00GG	54	Mecosta	54	Mecosta	28	23	-	-	51	\$ 102,680	\$ 75,694	\$ -	\$ -	\$ 178,374
41	4344340	00GG	54	Mecosta	61	Muskegon	1	-	-	-	1	\$ 3,495	\$ -	\$ -	\$ -	\$ 3,495
42	4344340	00GG	54	Mecosta	67	Osceola	1	-	-	-	1	\$ 3,307	\$ -	\$ -	\$ -	\$ 3,307
43	4344340	00GG	54	Mecosta	72	Roscommon	-	1	-	-	1	\$ -	\$ 1,508	\$ -	\$ -	\$ 1,508
44	4344340	00GG	56	Midland	56	Midland	80	50	-	-	130	\$ 285,729	\$ 163,975	\$ -	\$ -	\$ 449,704
45	4344340	00GG	67	Osceola	51	Manistee	-	1	-	-	1	\$ -	\$ 4,419	\$ -	\$ -	\$ 4,419
46	4344340	00GG	67	Osceola	59	Montcalm	1	-	-	-	1	\$ 3,390	\$ -	\$ -	\$ -	\$ 3,390
47	4344340	00GG	67	Osceola	67	Osceola	28	13	-	-	41	\$ 103,185	\$ 43,020	\$ -	\$ -	\$ 146,205
48	3119549	00GJ	82	Wayne	50	Macomb	-	1	-	-	1	\$ -	\$ 3,554	\$ -	\$ -	\$ 3,554
49	3119549	00GJ	82	Wayne	63	Oakland	-	1	-	-	1	\$ -	\$ 3,910	\$ -	\$ -	\$ 3,910
50	3119549	00GJ	82	Wayne	82	Wayne	653	493	-	1	1,147	\$ 3,584,233	\$ 2,432,601	\$ -	\$ 4,261	\$ 6,021,094
51	3402136	00GR	03	Allegan	03	Allegan	59	53	-	-	112	\$ 257,591	\$ 204,960	\$ -	\$ -	\$ 462,551
52	3402136	00GR	14	Cass	14	Cass	7	6	-	-	13	\$ 31,766	\$ 23,646	\$ -	\$ -	\$ 55,411
53	3402136	00GR	39	Kalamazoo	39	Kalamazoo	155	106	-	-	261	\$ 683,262	\$ 417,983	\$ -	\$ -	\$ 1,101,244
54	3402136	00GR	39	Kalamazoo	80	Van Buren	1	-	-	-	1	\$ 2,623	\$ -	\$ -	\$ -	\$ 2,623
55	3402136	00GR	75	St. Joseph	75	St. Joseph	27	18	-	-	45	\$ 118,763	\$ 71,670	\$ -	\$ -	\$ 190,433
56	4483587	00GS	41	Kent	41	Kent	96	54	-	-	150	\$ 408,408	\$ 211,537	\$ -	\$ -	\$ 619,945
57	1712229	00GV	30	Hillsdale	30	Hillsdale	44	28	-	-	72	\$ 121,312	\$ 72,236	\$ -	\$ -	\$ 193,548
58	1712229	00GV	30	Hillsdale	38	Jackson	2	-	-	-	2	\$ 5,042	\$ -	\$ -	\$ -	\$ 5,042
59	1712229	00GV	30	Hillsdale	46	Lenawee	1	-	-	-	1	\$ 3,195	\$ -	\$ -	\$ -	\$ 3,195
60	1712229	00GV	30	Hillsdale	82	Wayne	1	-	-	-	1	\$ 4,953	\$ -	\$ -	\$ -	\$ 4,953
61	1712229	00GV	38	Jackson	30	Hillsdale	1	2	-	-	3	\$ 2,906	\$ 4,798	\$ -	\$ -	\$ 7,704
62	1712229	00GV	38	Jackson	38	Jackson	107	78	-	1	186	\$ 297,449	\$ 192,645	\$ -	\$ 2,169	\$ 492,263

Habilitation Supports Waiver - Capitation by County

Detail by Population Group by Gender

12-Jun-2004 20:44

2004-06

Revenue is calculated based on County of Residence and Paid to Country of Financial Responsibility

510b - HSW Summary by County by Program Group

Provider ID	Billing Agent	Code F	County Name - COFR	Code R	County Name - Residence	Population - Current Enrollment				Total Enrollees	Revenue - Mental Health - State Plan and 1915(b)(3)				Total Capitation	
						DAB Enrollees		TANF Enrollees			DAB Capitation		TANF Capitation			
						Male	Female	Male2	Female2		Male3	Female3	Male4	Female4		
63	1712229	00GV	38	Jackson	46	Lenawee	1	-	-	-	1	\$ 3,682	\$ -	\$ -	\$ -	\$ 3,682
64	3396315	00GX	50	Macomb	37	Isabella	-	1	-	-	1	\$ -	\$ 2,845	\$ -	\$ -	\$ 2,845
65	3396315	00GX	50	Macomb	50	Macomb	170	142	1	-	313	\$ 765,439	\$ 574,146	\$ 4,132	\$ -	\$ 1,343,716
66	3396315	00GX	50	Macomb	63	Oakland	81	44	-	-	125	\$ 411,871	\$ 196,954	\$ -	\$ -	\$ 608,825
67	3396315	00GX	50	Macomb	82	Wayne	-	1	-	-	1	\$ -	\$ 5,165	\$ -	\$ -	\$ 5,165
68	1712452	00HA	61	Muskegon	61	Muskegon	84	60	-	-	144	\$ 282,944	\$ 181,993	\$ -	\$ -	\$ 464,937
69	1712452	00HA	70	Ottawa	34	Ionia	1	-	-	-	1	\$ 4,238	\$ -	\$ -	\$ -	\$ 4,238
70	1712452	00HA	70	Ottawa	70	Ottawa	37	40	-	-	77	\$ 120,988	\$ 119,852	\$ -	\$ -	\$ 240,840
71	4540048	00HC	20	Crawford	20	Crawford	1	8	-	-	9	\$ 1,666	\$ 11,533	\$ -	\$ -	\$ 13,199
72	4540048	00HC	28	Grand Traverse	28	Grand Traverse	42	41	-	-	83	\$ 65,127	\$ 56,797	\$ -	\$ -	\$ 121,924
73	4540048	00HC	28	Grand Traverse	45	Leelanau	2	-	-	-	2	\$ 2,891	\$ -	\$ -	\$ -	\$ 2,891
74	4540048	00HC	28	Grand Traverse	67	Osceola	1	-	-	-	1	\$ 3,811	\$ -	\$ -	\$ -	\$ 3,811
75	4540048	00HC	43	Lake	43	Lake	4	1	-	-	5	\$ 6,444	\$ 1,244	\$ -	\$ -	\$ 7,688
76	4540048	00HC	43	Lake	64	Oceana	1	-	-	-	1	\$ 1,446	\$ -	\$ -	\$ -	\$ 1,446
77	4540048	00HC	43	Lake	80	Van Buren	-	1	-	-	1	\$ -	\$ 2,256	\$ -	\$ -	\$ 2,256
78	4540048	00HC	45	Leelanau	28	Grand Traverse	1	1	-	-	2	\$ 1,666	\$ 1,244	\$ -	\$ -	\$ 2,910
79	4540048	00HC	45	Leelanau	45	Leelanau	5	2	-	-	7	\$ 8,111	\$ 2,487	\$ -	\$ -	\$ 10,598
80	4540048	00HC	53	Mason	53	Mason	8	3	-	-	11	\$ 12,668	\$ 3,731	\$ -	\$ -	\$ 16,399
81	4540048	00HC	53	Mason	64	Oceana	1	-	-	-	1	\$ 1,446	\$ -	\$ -	\$ -	\$ 1,446
82	4540048	00HC	57	Missaukee	57	Missaukee	1	-	-	-	1	\$ 1,446	\$ -	\$ -	\$ -	\$ 1,446
83	4540048	00HC	64	Oceana	62	Newaygo	1	1	-	-	2	\$ 4,884	\$ 4,419	\$ -	\$ -	\$ 9,304
84	4540048	00HC	64	Oceana	64	Oceana	11	4	-	-	15	\$ 17,446	\$ 6,031	\$ -	\$ -	\$ 23,476
85	4540048	00HC	72	Roscommon	72	Roscommon	7	8	-	-	15	\$ 11,222	\$ 12,061	\$ -	\$ -	\$ 23,283
86	4540048	00HC	83	Wexford	57	Missaukee	-	1	-	-	1	\$ -	\$ 1,244	\$ -	\$ -	\$ 1,244
87	4540048	00HC	83	Wexford	83	Wexford	18	14	-	-	32	\$ 28,227	\$ 20,579	\$ -	\$ -	\$ 48,806
88	4476125	00HF	01	Alcona	01	Alcona	14	7	-	-	21	\$ 58,490	\$ 24,709	\$ -	\$ -	\$ 83,200
89	4476125	00HF	01	Alcona	04	Alpena	8	7	-	-	15	\$ 31,508	\$ 25,378	\$ -	\$ -	\$ 56,886
90	4476125	00HF	01	Alcona	60	Montmorency	1	2	-	-	3	\$ 3,659	\$ 7,633	\$ -	\$ -	\$ 11,292
91	4476125	00HF	01	Alcona	71	Presque Isle	3	-	-	-	3	\$ 11,536	\$ -	\$ -	\$ -	\$ 11,536
92	4476125	00HF	04	Alpena	01	Alcona	2	1	-	-	3	\$ 8,436	\$ 3,816	\$ -	\$ -	\$ 12,252
93	4476125	00HF	04	Alpena	04	Alpena	35	21	-	-	56	\$ 141,478	\$ 76,801	\$ -	\$ -	\$ 218,280

Habilitation Supports Waiver - Capitation by County

Detail by Population Group by Gender

12-Jun-2004 20:44

2004-06

Revenue is calculated based on County of Residence and Paid to Country of Financial Responsibility

510b - HSW Summary by County by Program Group

Provider ID	Billing Agent	Code F	County Name - COFR	Code R	County Name - Residence	Population - Current Enrollment				Total Enrollees	Revenue - Mental Health - State Plan and 1915(b)(3)				Total Capitation	
						DAB Enrollees		TANF Enrollees			DAB Capitation		TANF Capitation			
						Male	Female	Male2	Female2		Male3	Female3	Male4	Female4		
94	4476125	00HF	04	Alpena	60	Montmorency	3	3	-	-	6	\$ 12,653	\$ 11,449	\$ -	\$ -	\$ 24,102
95	4476125	00HF	04	Alpena	71	Presque Isle	5	-	-	-	5	\$ 21,089	\$ -	\$ -	\$ -	\$ 21,089
96	4476125	00HF	05	Antrim	05	Antrim	21	7	-	-	28	\$ 84,105	\$ 26,046	\$ -	\$ -	\$ 110,151
97	4476125	00HF	05	Antrim	15	Charlevoix	-	1	-	-	1	\$ -	\$ 3,816	\$ -	\$ -	\$ 3,816
98	4476125	00HF	05	Antrim	28	Grand Traverse	-	1	-	-	1	\$ -	\$ 1,244	\$ -	\$ -	\$ 1,244
99	4476125	00HF	15	Charlevoix	15	Charlevoix	26	14	-	-	40	\$ 106,311	\$ 50,087	\$ -	\$ -	\$ 156,398
100	4476125	00HF	15	Charlevoix	24	Emmet	4	1	-	-	5	\$ 15,754	\$ 3,148	\$ -	\$ -	\$ 18,902
101	4476125	00HF	15	Charlevoix	40	Kalkaska	1	1	-	-	2	\$ 4,218	\$ 3,148	\$ -	\$ -	\$ 7,366
102	4476125	00HF	15	Charlevoix	69	Otsego	-	6	-	-	6	\$ -	\$ 22,898	\$ -	\$ -	\$ 22,898
103	4476125	00HF	16	Cheboygan	05	Antrim	1	-	-	-	1	\$ 4,218	\$ -	\$ -	\$ -	\$ 4,218
104	4476125	00HF	16	Cheboygan	16	Cheboygan	9	7	-	-	16	\$ 35,726	\$ 25,378	\$ -	\$ -	\$ 61,104
105	4476125	00HF	16	Cheboygan	69	Otsego	1	-	-	-	1	\$ 4,218	\$ -	\$ -	\$ -	\$ 4,218
106	4476125	00HF	16	Cheboygan	71	Presque Isle	1	1	-	-	2	\$ 4,218	\$ 3,816	\$ -	\$ -	\$ 8,034
107	4476125	00HF	16	Cheboygan	82	Wayne	-	1	-	-	1	\$ -	\$ 5,165	\$ -	\$ -	\$ 5,165
108	4476125	00HF	24	Emmet	24	Emmet	-	1	-	-	1	\$ -	\$ 3,148	\$ -	\$ -	\$ 3,148
109	4476125	00HF	24	Emmet	60	Montmorency	-	1	-	-	1	\$ -	\$ 3,816	\$ -	\$ -	\$ 3,816
110	4476125	00HF	35	Iosco	35	Iosco	17	10	-	-	27	\$ 68,351	\$ 36,158	\$ -	\$ -	\$ 104,509
111	4476125	00HF	35	Iosco	71	Presque Isle	-	1	-	-	1	\$ -	\$ 3,816	\$ -	\$ -	\$ 3,816
112	4476125	00HF	40	Kalkaska	40	Kalkaska	14	11	-	-	25	\$ 58,490	\$ 39,975	\$ -	\$ -	\$ 98,465
113	4476125	00HF	40	Kalkaska	63	Oakland	1	-	-	-	1	\$ 4,545	\$ -	\$ -	\$ -	\$ 4,545
114	4476125	00HF	60	Montmorency	01	Alcona	1	1	-	-	2	\$ 4,218	\$ 3,816	\$ -	\$ -	\$ 8,034
115	4476125	00HF	60	Montmorency	04	Alpena	4	2	-	-	6	\$ 16,313	\$ 7,633	\$ -	\$ -	\$ 23,945
116	4476125	00HF	60	Montmorency	60	Montmorency	11	17	-	-	28	\$ 45,279	\$ 62,873	\$ -	\$ -	\$ 108,151
117	4476125	00HF	60	Montmorency	71	Presque Isle	2	-	-	-	2	\$ 8,436	\$ -	\$ -	\$ -	\$ 8,436
118	4476125	00HF	65	Ogemaw	35	Iosco	1	2	-	-	3	\$ 4,218	\$ 7,633	\$ -	\$ -	\$ 11,850
119	4476125	00HF	65	Ogemaw	65	Ogemaw	7	9	-	-	16	\$ 28,407	\$ 33,010	\$ -	\$ -	\$ 61,418
120	4476125	00HF	65	Ogemaw	68	Oscoda	1	-	-	-	1	\$ 4,218	\$ -	\$ -	\$ -	\$ 4,218
121	4476125	00HF	68	Oscoda	68	Oscoda	3	-	-	-	3	\$ 11,536	\$ -	\$ -	\$ -	\$ 11,536
122	4476125	00HF	69	Otsego	15	Charlevoix	1	1	-	-	2	\$ 3,659	\$ 3,148	\$ -	\$ -	\$ 6,807
123	4476125	00HF	69	Otsego	16	Cheboygan	-	1	-	-	1	\$ -	\$ 3,816	\$ -	\$ -	\$ 3,816
124	4476125	00HF	69	Otsego	40	Kalkaska	1	-	-	-	1	\$ 4,218	\$ -	\$ -	\$ -	\$ 4,218

Habilitation Supports Waiver - Capitation by County

Detail by Population Group by Gender

12-Jun-2004 20:44

2004-06

Revenue is calculated based on County of Residence and Paid to Country of Financial Responsibility

510b - HSW Summary by County by Program Group

Provider ID	Billing Agent	Code F	County Name - COFR	Code R	County Name - Residence	Population - Current Enrollment				Total Enrollees	Revenue - Mental Health - State Plan and 1915(b)(3)				Total Capitation	
						DAB Enrollees		TANF Enrollees			DAB Capitation		TANF Capitation			
						Male	Female	Male2	Female2		Male3	Female3	Male4	Female4		
125	4476125	00HF	69	Otsego	69	Otsego	30	19	-	-	49	\$ 120,948	\$ 66,495	\$ -	\$ -	\$ 187,443
126	4476125	00HF	71	Presque Isle	01	Alcona	1	-	-	-	1	\$ 4,218	\$ -	\$ -	\$ -	\$ 4,218
127	4476125	00HF	71	Presque Isle	04	Alpena	5	2	-	-	7	\$ 21,089	\$ 6,296	\$ -	\$ -	\$ 27,385
128	4476125	00HF	71	Presque Isle	16	Cheboygan	1	-	-	-	1	\$ 3,659	\$ -	\$ -	\$ -	\$ 3,659
129	4476125	00HF	71	Presque Isle	37	Isabella	-	1	-	-	1	\$ -	\$ 2,845	\$ -	\$ -	\$ 2,845
130	4476125	00HF	71	Presque Isle	60	Montmorency	3	3	-	-	6	\$ 12,653	\$ 10,781	\$ -	\$ -	\$ 23,434
131	4476125	00HF	71	Presque Isle	71	Presque Isle	16	8	-	-	24	\$ 65,809	\$ 28,526	\$ -	\$ -	\$ 94,335
132	1724945	00HJ	02	Alger	02	Alger	3	6	-	-	9	\$ 13,513	\$ 21,849	\$ -	\$ -	\$ 35,362
133	1724945	00HJ	07	Baraga	07	Baraga	5	4	-	-	9	\$ 23,561	\$ 17,055	\$ -	\$ -	\$ 40,616
134	1724945	00HJ	17	Chippewa	17	Chippewa	15	11	-	-	26	\$ 66,939	\$ 46,154	\$ -	\$ -	\$ 113,093
135	1724945	00HJ	17	Chippewa	37	Isabella	1	-	-	-	1	\$ 3,307	\$ -	\$ -	\$ -	\$ 3,307
136	1724945	00HJ	17	Chippewa	77	Schoolcraft	1	-	-	-	1	\$ 4,712	\$ -	\$ -	\$ -	\$ 4,712
137	1724945	00HJ	21	Delta	21	Delta	37	29	1	1	68	\$ 163,119	\$ 115,434	\$ 4,088	\$ 4,264	\$ 286,905
138	1724945	00HJ	22	Dickinson	22	Dickinson	14	5	-	-	19	\$ 62,851	\$ 19,825	\$ -	\$ -	\$ 82,676
139	1724945	00HJ	27	Gogebic	27	Gogebic	9	11	-	-	20	\$ 41,786	\$ 45,407	\$ -	\$ -	\$ 87,193
140	1724945	00HJ	31	Houghton	31	Houghton	48	26	-	-	74	\$ 217,450	\$ 105,630	\$ -	\$ -	\$ 323,079
141	1724945	00HJ	36	Iron	36	Iron	11	2	-	-	13	\$ 51,834	\$ 8,527	\$ -	\$ -	\$ 60,362
142	1724945	00HJ	48	Luce	48	Luce	4	6	-	-	10	\$ 18,849	\$ 25,582	\$ -	\$ -	\$ 44,431
143	1724945	00HJ	49	Mackinac	49	Mackinac	10	4	-	-	14	\$ 45,250	\$ 16,308	\$ -	\$ -	\$ 61,558
144	1724945	00HJ	52	Marquette	52	Marquette	35	20	-	-	55	\$ 156,191	\$ 79,301	\$ -	\$ -	\$ 235,492
145	1724945	00HJ	55	Menominee	55	Menominee	13	8	-	-	21	\$ 59,387	\$ 33,363	\$ -	\$ -	\$ 92,750
146	1724945	00HJ	77	Schoolcraft	77	Schoolcraft	4	5	-	-	9	\$ 18,225	\$ 20,572	\$ -	\$ -	\$ 38,797
147	1708164	00HO	44	Lapeer	44	Lapeer	38	22	-	-	60	\$ 129,236	\$ 66,554	\$ -	\$ -	\$ 195,790
148	1708164	00HO	74	St. Clair	38	Jackson	-	1	-	-	1	\$ -	\$ 2,169	\$ -	\$ -	\$ 2,169
149	1708164	00HO	74	St. Clair	74	St. Clair	96	74	-	1	171	\$ 314,746	\$ 218,956	\$ -	\$ 2,621	\$ 536,322
150	1708164	00HO	76	Sanilac	44	Lapeer	-	1	-	-	1	\$ -	\$ 3,177	\$ -	\$ -	\$ 3,177
151	1708164	00HO	76	Sanilac	76	Sanilac	16	5	-	-	21	\$ 55,712	\$ 15,328	\$ -	\$ -	\$ 71,040
152	1712541	00HQ	73	Saginaw	41	Kent	-	1	-	-	1	\$ -	\$ 4,062	\$ -	\$ -	\$ 4,062
153	1712541	00HQ	73	Saginaw	73	Saginaw	59	32	-	-	91	\$ 303,934	\$ 144,216	\$ -	\$ -	\$ 448,150
154	2920843	00HR	11	Berrien	11	Berrien	35	35	-	-	70	\$ 100,605	\$ 90,948	\$ -	\$ -	\$ 191,553
155	2920843	00HR	11	Berrien	70	Ottawa	1	-	-	-	1	\$ 3,032	\$ -	\$ -	\$ -	\$ 3,032

Habilitation Supports Waiver - Capitation by County

Detail by Population Group by Gender

12-Jun-2004 20:44

2004-06

Revenue is calculated based on County of Residence and Paid to Country of Financial Responsibility

510b - HSW Summary by County by Program Group

Provider ID	Billing Agent	Code F	County Name - COFR	Code R	County Name - Residence	Population - Current Enrollment				Total Enrollees	Revenue - Mental Health - State Plan and 1915(b)(3)				Total Capitation	
						DAB Enrollees		TANF Enrollees			DAB Capitation		TANF Capitation			
						Male	Female	Male2	Female2		Male3	Female3	Male4	Female4		
156	2920843	00HR	12	Branch	12	Branch	23	30	-	-	53	\$ 66,329	\$ 75,355	\$ -	\$ -	\$ 141,684
157	2920843	00HR	13	Calhoun	13	Calhoun	67	40	-	-	107	\$ 190,139	\$ 104,625	\$ -	\$ -	\$ 294,763
158	2920843	00HR	13	Calhoun	39	Kalamazoo	-	1	-	-	1	\$ -	\$ 3,452	\$ -	\$ -	\$ 3,452
159	2920843	00HR	13	Calhoun	67	Osceola	-	1	-	-	1	\$ -	\$ 3,449	\$ -	\$ -	\$ 3,449
160	2920843	00HR	80	Van Buren	03	Allegan	1	-	-	-	1	\$ 4,013	\$ -	\$ -	\$ -	\$ 4,013
161	2920843	00HR	80	Van Buren	39	Kalamazoo	-	2	-	-	2	\$ -	\$ 7,638	\$ -	\$ -	\$ 7,638
162	2920843	00HR	80	Van Buren	80	Van Buren	41	23	-	-	64	\$ 117,542	\$ 59,081	\$ -	\$ -	\$ 176,624
163	1707176	00HU	46	Lenawee	46	Lenawee	51	57	-	-	108	\$ 176,097	\$ 177,664	\$ -	\$ -	\$ 353,761
164	1707176	00HU	47	Livingston	25	Genesee	1	-	-	-	1	\$ 3,908	\$ -	\$ -	\$ -	\$ 3,908
165	1707176	00HU	47	Livingston	39	Kalamazoo	2	-	-	-	2	\$ 8,638	\$ -	\$ -	\$ -	\$ 8,638
166	1707176	00HU	47	Livingston	47	Livingston	69	32	-	-	101	\$ 240,429	\$ 98,451	\$ -	\$ -	\$ 338,880
167	1707176	00HU	47	Livingston	82	Wayne	-	1	-	-	1	\$ -	\$ 4,261	\$ -	\$ -	\$ 4,261
168	1707176	00HU	58	Monroe	58	Monroe	59	54	-	-	113	\$ 204,093	\$ 168,835	\$ -	\$ -	\$ 372,928
169	1707176	00HU	81	Washtenaw	25	Genesee	1	-	-	-	1	\$ 3,390	\$ -	\$ -	\$ -	\$ 3,390
170	1707176	00HU	81	Washtenaw	63	Oakland	1	-	-	-	1	\$ 4,545	\$ -	\$ -	\$ -	\$ 4,545
171	1707176	00HU	81	Washtenaw	81	Washtenaw	205	175	-	-	380	\$ 710,509	\$ 544,568	\$ -	\$ -	\$ 1,255,076
172	1707176	00HU	81	Washtenaw	82	Wayne	1	-	-	-	1	\$ 4,953	\$ -	\$ -	\$ -	\$ 4,953
173																\$ -
174																\$ -
175																\$ -
176																\$ -
177																\$ -
178																\$ -
179																\$ -
180																\$ -
181																\$ -
182																\$ -
				State Subtotals			4,244	3,124	2	7	7,377	\$ 17,764,834	\$ 11,698,391	\$ 8,220	\$ 24,051	\$ 29,495,496
							7,368			9	-				29,495,496	\$ 29,495,496

Population by PIHP by Age Group - Habilitation Supports Waiver - DAB - Male

12-Jun-2004 20:44

2004-06

600a - qSummary hsw_aggregate by PIHP - Pop - DAB - M

					Current Enrolled Population by Age Group						
Provider ID	Billing Agent	Affiliation DBA	Sex	Group	0 - 17	18 - 25	26 - 39	40 - 49	50 - 64	65+	Total
1	1705322	00GE	M	DAB		14	49	61	63	26	213
2	1708001	00BJ	M	DAB	1	16	44	72	69	17	219
3	4344340	00GG	M	DAB		23	81	94	73	27	298
4	1707176	00HU	M	DAB	1	37	136	102	93	21	390
5	1705430	00GS	M	DAB		6	32	28	24	6	96
6	3119549	00GJ	M	DAB	5	20	165	227	189	47	653
7	1705233	0028	M	DAB	5	11	60	67	38	13	194
8	3402136	00GR	M	DAB		33	59	69	71	17	249
9	1712452	00HA	M	DAB		10	32	34	39	7	122
10	1712229	00GV	M	DAB	1	10	45	40	43	18	157
11	3396315	00GX	M	DAB	9	17	62	103	46	14	251
12	1724945	00HJ	M	DAB	6	21	40	65	53	25	210
13	4476125	00HF	M	DAB	1	10	58	72	74	40	255
14	1707158	00HC	M	DAB	4	10	32	28	27	3	104
15	1705289	0058	M	DAB	11	24	157	144	102	18	456
16	1712541	00HQ	M	DAB		3	12	20	21	3	59
17	1708164	00HO	M	DAB	7	13	38	44	40	8	150
18	2920843	00HR	M	DAB		17	53	54	34	10	168
19											-
20											
		State Subtotals			51	295	1,155	1,324	1,099	320	4,244

Check Values

Population by PIHP by Age Group - Habilitation Supports Waiver - DAB - Female

12-Jun-2004 20:44

2004-06

600b - qSummary hsw_aggregate by PIHP - Pop - DAB - F

					Current Enrolled Population by Age Group						
Provider ID	Billing Agent	Affiliation DBA	Sex	Group	0 - 17	18 - 25	26 - 39	40 - 49	50 - 64	65+	Total
1	1705322	00GE	F	DAB		8	36	33	47	24	148
2	1708001	00BJ	F	DAB		12	25	34	50	20	141
3	4344340	00GG	F	DAB	1	10	38	66	73	30	218
4	1707176	00HU	F	DAB	1	28	92	97	69	32	319
5	1705430	00GS	F	DAB			11	15	23	5	54
6	3119549	00GJ	F	DAB	4	15	109	152	162	53	495
7	1705233	0028	F	DAB	4	5	34	47	34	20	144
8	3402136	00GR	F	DAB		16	49	57	44	17	183
9	1712452	00HA	F	DAB		2	24	31	37	6	100
10	1712229	00GV	F	DAB		4	27	25	42	10	108
11	3396315	00GX	F	DAB		15	50	49	59	15	188
12	1724945	00HJ	F	DAB	1	8	30	30	51	17	137
13	4476125	00HF	F	DAB		7	43	33	59	29	171
14	1707158	00HC	F	DAB	1	8	23	21	20	12	85
15	1705289	0058	F	DAB	13	18	109	111	87	27	365
16	1712541	00HQ	F	DAB		2	10	8	10	3	33
17	1708164	00HO	F	DAB	2	6	29	35	23	8	103
18	2920843	00HR	F	DAB		10	34	41	38	9	132
19											-
20											
State Subtotals					27	174	773	885	928	337	3,124

Check Values

-

Mental Health - Population by PIHP by Age Group - Habilitation Supports Waiver - TANF - Male

12-Jun-2004 20:44

2004-06

620a - qSummary hsw_aggregate by PIHP - Pop - TANF - M

					Population - Current Enrollment by Age Group						
Provider ID	Billing Agent	Affiliation DBA	Sex	Group	0 - 17	18 - 25	26 - 39	40 - 49	50 - 64	65+	Total
1	3396315	00GX	M	TANF	1						1
2	1724945	00HJ	M	TANF	1						1
3											-
4											-
5											-
6											-
7											-
8											-
9											-
10											-
11											-
12											-
13											-
14											-
15											-
16											-
17											-
18											-
19											-
20											-
State Subtotals					2	-	-	-	-	-	2

Check Values

-

Mental Health - Population by PIHP by Age Group - Habilitation Supports Waiver - TANF - Female

12-Jun-2004 20:44

2004-06

620b - qSummary hsw_aggregate by PIHP - Pop - TANF - F

					Population - Current Enrollment by Age Group						
Provider ID	Billing Agent	Affiliation DBA	Sex	Group	0 - 17	18 - 25	26 - 39	40 - 49	50 - 64	65+	Total
1	3119549	00GJ	F	TANF		1					1
2	1705233	0028	F	TANF	1						1
3	1712229	00GV	F	TANF	1						1
4	1724945	00HJ	F	TANF					1		1
5	1705289	0058	F	TANF	1	1					2
6	1708164	00HO	F	TANF	1						1
7											-
8											-
9											-
10											-
11											-
12											-
13											-
14											-
15											-
16											-
17											-
18											-
19											-
20											-
State Subtotals					4	2	-	-	1	-	7

Check Values

-

Habilitation Supports Waiver - Revenue by PIHP by Age Group - DAB - Male

12-Jun-2004 20:44

2004-06

700c - qSummary hsw_aggregate by PIHP - Rev - HSW DAB - M

					Revenue for Current Enrolled Population by Age Group							
Provider ID	Billing Agent	Affiliation DBA	Sex	Group	0 - 17	18 - 25	26 - 39	40 - 49	50 - 64	65+	Total	
1	1705322	00GE	Access Alliance of Michigan	M	DAB		\$ 47,467	\$ 166,638	\$ 238,162	\$ 246,204	\$ 101,608	\$ 800,079
2	1708001	00BJ	CMH Affiliation of Mid-Michigan	M	DAB	\$ 4,238	\$ 66,870	\$ 185,521	\$ 351,674	\$ 335,068	\$ 82,775	\$ 1,026,145
3	4344340	00GG	CMH for Central Michigan	M	DAB		\$ 76,137	\$ 267,838	\$ 358,268	\$ 277,913	\$ 102,907	\$ 1,083,062
4	1707176	00HU	CMH Partnership of Southeast Michigan	M	DAB	\$ 3,195	\$ 119,555	\$ 437,254	\$ 376,544	\$ 342,685	\$ 77,330	\$ 1,356,562
5	1705430	00GS	CMHSA Network of West Michigan	M	DAB		\$ 23,370	\$ 124,642	\$ 125,709	\$ 107,750	\$ 26,938	\$ 408,408
6	3119549	00GJ	Detroit Wayne County CMH Agency	M	DAB	\$ 24,764	\$ 99,057	\$ 817,219	\$ 1,295,907	\$ 1,078,971	\$ 268,315	\$ 3,584,233
7	1705233	0028	Genesee County CMH Services	M	DAB	\$ 16,952	\$ 37,211	\$ 203,429	\$ 263,637	\$ 148,504	\$ 50,707	\$ 720,441
8	3402136	00GR	Kalamazoo PHP Affiliation	M	DAB		\$ 131,038	\$ 236,765	\$ 319,159	\$ 328,410	\$ 78,633	\$ 1,094,004
9	1712452	00HA	Lakeshore Behavioral Health Alliance	M	DAB		\$ 30,323	\$ 98,238	\$ 118,834	\$ 136,309	\$ 24,466	\$ 408,169
10	1712229	00GV	Lifeways	M	DAB	\$ 4,953	\$ 25,210	\$ 114,117	\$ 116,230	\$ 125,724	\$ 52,304	\$ 438,538
11	3396315	00GX	Macomb County CMH Services	M	DAB	\$ 37,184	\$ 70,237	\$ 263,605	\$ 515,303	\$ 222,878	\$ 68,102	\$ 1,177,310
12	1724945	00HJ	Northcare	M	DAB	\$ 24,529	\$ 85,852	\$ 162,746	\$ 306,294	\$ 249,747	\$ 117,805	\$ 946,973
13	4476125	00HF	Northern Affiliation	M	DAB	\$ 3,659	\$ 37,478	\$ 212,236	\$ 303,680	\$ 312,116	\$ 168,711	\$ 1,037,881
14	1707158	00HC	Northwest CMH Affiliation	M	DAB	\$ 5,782	\$ 14,456	\$ 46,259	\$ 48,800	\$ 44,988	\$ 8,217	\$ 168,501
15	1705289	0058	Oakland County CMH Authority	M	DAB	\$ 49,997	\$ 108,672	\$ 706,364	\$ 743,153	\$ 526,750	\$ 94,302	\$ 2,229,238
16	1712541	00HQ	Saginaw County CMH Authority	M	DAB		\$ 13,875	\$ 55,499	\$ 106,618	\$ 111,949	\$ 15,993	\$ 303,934
17	1708164	00HO	Thumb Mental Health Alliance	M	DAB	\$ 21,323	\$ 39,600	\$ 115,753	\$ 154,488	\$ 140,443	\$ 28,089	\$ 499,694
18	2920843	00HR	Venture Behavioral Health	M	DAB		\$ 44,997	\$ 140,398	\$ 163,248	\$ 102,786	\$ 30,231	\$ 481,660
19												
20												
			State Subtotals			\$ 196,577	\$ 1,071,403	\$ 4,354,518	\$ 5,905,707	\$ 4,839,196	\$ 1,397,432	\$ 17,764,834

Check Values

Habilitation Supports Waiver - Revenue by PIHP by Age Group - DAB - Female

12-Jun-2004 20:44

2004-06

700d - qSummary hsw_aggregate by PIHP - Rev - HSW DAB - F

Revenue for Current Enrolled Population by Age Group

Provider ID	Billing Agent	Affiliation DBA	Sex	Group	0 - 17	18 - 25	26 - 39	40 - 49	50 - 64	65+	Total
1 1705322	00GE	Access Alliance of Michigan	F	DAB		\$ 24,203	\$ 105,005	\$ 116,689	\$ 166,194	\$ 84,865	\$ 496,956
2 1708001	00BJ	CMH Affiliation of Mid-Michigan	F	DAB		\$ 43,746	\$ 87,935	\$ 149,378	\$ 220,090	\$ 88,389	\$ 589,539
3 4344340	00GG	CMH for Central Michigan	F	DAB	\$ 2,845	\$ 28,447	\$ 108,098	\$ 228,578	\$ 249,806	\$ 103,458	\$ 721,231
4 1707176	00HU	CMH Partnership of Southeast Michigan	F	DAB	\$ 2,748	\$ 76,955	\$ 254,364	\$ 323,191	\$ 229,899	\$ 106,620	\$ 993,778
5 1705430	00GS	CMHSA Network of West Michigan	F	DAB			\$ 36,860	\$ 60,934	\$ 93,432	\$ 20,311	\$ 211,537
6 3119549	00GJ	Detroit Wayne County CMH Agency	F	DAB	\$ 17,044	\$ 63,914	\$ 463,381	\$ 785,151	\$ 836,806	\$ 273,770	\$ 2,440,066
7 1705233	0028	Genesee County CMH Services	F	DAB	\$ 11,667	\$ 14,584	\$ 99,099	\$ 166,194	\$ 120,225	\$ 70,721	\$ 482,491
8 3402136	00GR	Kalamazoo PHP Affiliation	F	DAB		\$ 55,237	\$ 169,164	\$ 238,558	\$ 184,150	\$ 71,149	\$ 718,258
9 1712452	00HA	Lakeshore Behavioral Health Alliance	F	DAB		\$ 5,217	\$ 62,607	\$ 98,036	\$ 117,010	\$ 18,975	\$ 301,845
10 1712229	00GV	Lifeways	F	DAB		\$ 8,675	\$ 58,557	\$ 65,730	\$ 110,426	\$ 26,292	\$ 269,680
11 3396315	00GX	Macomb County CMH Services	F	DAB		\$ 54,028	\$ 181,280	\$ 217,173	\$ 261,132	\$ 65,497	\$ 779,110
12 1724945	00HJ	Northcare	F	DAB	\$ 3,517	\$ 28,136	\$ 105,511	\$ 127,911	\$ 217,449	\$ 72,483	\$ 555,007
13 4476125	00HF	Northern Affiliation	F	DAB		\$ 22,036	\$ 133,157	\$ 125,939	\$ 226,513	\$ 110,674	\$ 618,318
14 1707158	00HC	Northwest CMH Affiliation	F	DAB	\$ 1,244	\$ 9,949	\$ 29,616	\$ 31,660	\$ 30,153	\$ 21,004	\$ 123,625
15 1705289	0058	Oakland County CMH Authority	F	DAB	\$ 50,833	\$ 69,825	\$ 424,079	\$ 520,140	\$ 406,803	\$ 126,264	\$ 1,597,943
16 1712541	00HQ	Saginaw County CMH Authority	F	DAB		\$ 7,958	\$ 39,788	\$ 37,827	\$ 48,235	\$ 14,471	\$ 148,278
17 1708164	00HO	Thumb Mental Health Alliance	F	DAB	\$ 5,241	\$ 15,723	\$ 75,544	\$ 111,191	\$ 73,068	\$ 25,415	\$ 306,183
18 2920843	00HR	Venture Behavioral Health	F	DAB		\$ 22,564	\$ 79,108	\$ 114,313	\$ 103,944	\$ 24,618	\$ 344,547
19											
20											
		State Subtotals			\$ 95,139	\$ 551,196	\$ 2,513,154	\$ 3,518,594	\$ 3,695,334	\$ 1,324,974	\$ 11,698,391

Check Values

Habilitation Supports Waiver - Revenue by PIHP by Age Group - TANF - Male

12-Jun-2004 20:44

2004-06

720c - qSummary hsw_aggregate by PIHP - Rev - HSW TANF - M

					Capitation for Current Enrolled Population by Age Group						
Provider ID	Billing Agent	Affiliation DBA	Sex	Group	0 - 17	18 - 25	26 - 39	40 - 49	50 - 64	65+	Total
1	3396315	00GX	Macomb County CMH Services	M	TANF	\$ 4,132					\$ 4,132
2	1724945	00HJ	Northcare	M	TANF	\$ 4,088					\$ 4,088
3											\$ -
4											\$ -
5											\$ -
6											\$ -
7											\$ -
8											\$ -
9											\$ -
10											\$ -
11											\$ -
12											\$ -
13											\$ -
14											\$ -
15											\$ -
16											\$ -
17											\$ -
18											\$ -
19											
20											
		State Subtotals				\$ 8,220	\$ -	\$ -	\$ -	\$ -	\$ 8,220

Check Values

Habilitation Supports Waiver - Revenue by PIHP by Age Group - TANF - Female

12-Jun-2004 20:44

2004-06

720d - qSummary hsw_aggregate by PIHP - Rev - HSW TANF - F

					Capitation for Current Enrolled Population by Age Group						
Provider ID	Billing Agent	Affiliation DBA	Sex	Group	0 - 17	18 - 25	26 - 39	40 - 49	50 - 64	65+	Total
1	3119549	00GJ	Detroit Wayne County CMH Agency	F	TANF		\$ 4,261				\$ 4,261
2	1705233	0028	Genesee County CMH Services	F	TANF	\$ 2,917					\$ 2,917
3	1712229	00GV	Lifeways	F	TANF	\$ 2,169					\$ 2,169
4	1724945	00HJ	Northcare	F	TANF				\$ 4,264		\$ 4,264
5	1705289	0058	Oakland County CMH Authority	F	TANF	\$ 3,910	\$ 3,910				\$ 7,820
6	1708164	00HO	Thumb Mental Health Alliance	F	TANF	\$ 2,621					\$ 2,621
7											\$ -
8											\$ -
9											\$ -
10											\$ -
11											\$ -
12											\$ -
13											\$ -
14											\$ -
15											\$ -
16											\$ -
17											\$ -
18											\$ -
19											
20											
State Subtotals					\$ 11,616	\$ 8,171	\$ -	\$ -	\$ 4,264	\$ -	\$ 24,051

Check Values

-

Affiliations

2004-06

800a - qSummarize Affiliations

			Provider				
PIHP Provider ID	PIHP Billing Agent ID	Affiliation DBA	CMH Name	County Code	County Name	CA Name	
1	1705322	00GE	Access Alliance of Michigan	Bay-Arenac CMH	06	Arenac	Bay-Arenac Behavioral Health
2	1705322	00GE	Access Alliance of Michigan	Bay-Arenac CMH	09	Bay	Bay-Arenac Behavioral Health
3	1705322	00GE	Access Alliance of Michigan	Huron Behavioral Health	32	Huron	Bay-Arenac Behavioral Health
4	1705322	00GE	Access Alliance of Michigan	Montcalm Center Behav. Hlt	59	Montcalm	Bay-Arenac Behavioral Health
5	1705322	00GE	Access Alliance of Michigan	Shiawassee County CMH	78	Shiawassee	Bay-Arenac Behavioral Health
6	1705322	00GE	Access Alliance of Michigan	Tuscola County CMH	79	Tuscola	Bay-Arenac Behavioral Health
7	1708001	00BJ	CMH Affiliation of Mid-Michigan	CEI CMH	19	Clinton	Mid-South CA
8	1708001	00BJ	CMH Affiliation of Mid-Michigan	CEI CMH	23	Eaton	Mid-South CA
9	1708001	00BJ	CMH Affiliation of Mid-Michigan	CEI CMH	33	Ingham	Mid-South CA
10	1708001	00BJ	CMH Affiliation of Mid-Michigan	Gratiot County CMH	29	Gratiot	Mid-South CA
11	1708001	00BJ	CMH Affiliation of Mid-Michigan	Ionia County CMH	34	Ionia	Mink Substance Abuse Coordinating Agency
12	1708001	00BJ	CMH Affiliation of Mid-Michigan	Manistee-Benzie CMH	10	Benzie	Northern Michigan CA
13	1708001	00BJ	CMH Affiliation of Mid-Michigan	Manistee-Benzie CMH	51	Manistee	Northern Michigan CA
14	1708001	00BJ	CMH Affiliation of Mid-Michigan	Newaygo County CMH	62	Newaygo	Mink Substance Abuse Coordinating Agency
15	4344340	00GG	CMH for Central Michigan	Central Michigan CMH	18	Clare	Northern Michigan CA
16	4344340	00GG	CMH for Central Michigan	Central Michigan CMH	26	Gladwin	Northern Michigan CA
17	4344340	00GG	CMH for Central Michigan	Central Michigan CMH	37	Isabella	Northern Michigan CA
18	4344340	00GG	CMH for Central Michigan	Central Michigan CMH	54	Mecosta	Northern Michigan CA
19	4344340	00GG	CMH for Central Michigan	Central Michigan CMH	56	Midland	Northern Michigan CA
20	4344340	00GG	CMH for Central Michigan	Central Michigan CMH	67	Osceola	Northern Michigan CA
21	1707176	00HU	CMH Partnership of Southeast Michigan	Lenawee County CMH	46	Lenawee	Mid-South CA
22	1707176	00HU	CMH Partnership of Southeast Michigan	Livingston County CMH	47	Livingston	Washtenaw County CMH
23	1707176	00HU	CMH Partnership of Southeast Michigan	Monroe County CMH	58	Monroe	Southeast MI Community Alliance
24	1707176	00HU	CMH Partnership of Southeast Michigan	Washtenaw County CMH	81	Washtenaw	Washtenaw County CMH
25	4483587	00GS	CMHSA Network of West Michigan	Kent County CMH	41	Kent	Mink Substance Abuse Coordinating Agency
26	3119549	00GJ	Detroit Wayne County CMH Agency	Detroit-Wayne County CMH	82	Wayne	Detroit Health Department
27	3119549	00GJ	Detroit Wayne County CMH Agency	Detroit-Wayne County CMH	82	Wayne	Southeast Michigan Community Alliance
28	1705233	0028	Genesee County CMH Services	Genesee County Health Dept	25	Genesee	Genesee County Health Dept
29	3402136	00GR	Kalamazoo PHP Affiliation	Allegan County CMH	03	Allegan	Lakeshore CA
30	3402136	00GR	Kalamazoo PHP Affiliation	Kalamazoo County CMH	39	Kalamazoo	Kalamazoo County CMH
31	3402136	00GR	Kalamazoo PHP Affiliation	St. Joseph County CMH	75	St. Joseph	Kalamazoo County CMH

Affiliations

2004-06

800a - qSummarize Affiliations

			Provider				
PIHP Provider ID	PIHP Billing Agent ID	Affiliation DBA	CMH Name	County Code	County Name	CA Name	
32	3402136	00GR	Kalamazoo PHP Affiliation	Woodlands Behavioral Healthcare	14	Cass	Lakeshore CA
33	1712452	00HA	Lakeshore Behavioral Health Alliance	Muskegon County CMH	61	Muskegon	Lakeshore CA
34	1712452	00HA	Lakeshore Behavioral Health Alliance	Ottawa County CMH	70	Ottawa	Lakeshore CA
35	1712229	00GV	Lifeways	Lifeways CMH	30	Hillsdale	Mid-South CA
36	1712229	00GV	Lifeways	Lifeways CMH	38	Jackson	Mid-South CA
37	3396315	00GX	Macomb County CMH Services	Macomb County CA	50	Macomb	Macomb County CA
38	1724945	00HJ	Northcare	Copper County CMH	07	Baraga	Western U.P. SAS
39	1724945	00HJ	Northcare	Copper County CMH	31	Houghton	Western U.P. SAS
40	1724945	00HJ	Northcare	Copper County CMH	42	Keweenaw	Western U.P. SAS
41	1724945	00HJ	Northcare	Copper County CMH	66	Ontonagon	Western U.P. SAS
42	1724945	00HJ	Northcare	Gogebic County CMH	27	Gogebic	Western U.P. SAS
43	1724945	00HJ	Northcare	Hiawatha Behavioral Health Authority	17	Chippewa	Pathways CA
44	1724945	00HJ	Northcare	Hiawatha Behavioral Health Authority	49	Mackinac	Pathways CA
45	1724945	00HJ	Northcare	Hiawatha Behavioral Health Authority	77	Schoolcraft	Pathways CA
46	1724945	00HJ	Northcare	Northpointe CMH	22	Dickinson	Western U.P. SAS
47	1724945	00HJ	Northcare	Northpointe CMH	36	Iron	Western U.P. SAS
48	1724945	00HJ	Northcare	Northpointe CMH	55	Menominee	Pathways CA
49	1724945	00HJ	Northcare	Pathways CMH	02	Alger	Pathways CA
50	1724945	00HJ	Northcare	Pathways CMH	21	Delta	Pathways CA
51	1724945	00HJ	Northcare	Pathways CMH	48	Luce	Pathways CA
52	1724945	00HJ	Northcare	Pathways CMH	52	Marquette	Pathways CA
53	4476125	00HF	Northern Affiliation	AuSable Valley CMH	35	Iosco	Northern Michigan CA
54	4476125	00HF	Northern Affiliation	AuSable Valley CMH	65	Ogemaw	Northern Michigan CA
55	4476125	00HF	Northern Affiliation	AuSable Valley CMH	68	Oscoda	Northern Michigan CA
56	4476125	00HF	Northern Affiliation	North Country CMHA	05	Antrim	Northern Michigan CA
57	4476125	00HF	Northern Affiliation	North Country CMHA	15	Charlevoix	Northern Michigan CA
58	4476125	00HF	Northern Affiliation	North Country CMHA	16	Cheboygan	Northern Michigan CA
59	4476125	00HF	Northern Affiliation	North Country CMHA	24	Emmet	Northern Michigan CA
60	4476125	00HF	Northern Affiliation	North Country CMHA	40	Kalkaska	Northern Michigan CA
61	4476125	00HF	Northern Affiliation	North Country CMHA	69	Otsego	Northern Michigan CA
62	4476125	00HF	Northern Affiliation	Northeast Michigan CMH	01	Alcona	Northern Michigan CA

Affiliations

2004-06

800a - qSummarize Affiliations

			Provider					
PIHP Provider ID	PIHP Billing Agent ID	Affiliation DBA	CMH Name	County Code	County Name	CA Name		
63	4476125	00HF	Northern Affiliation		Northeast Michigan CMH	04	Alpena	Northern Michigan CA
64	4476125	00HF	Northern Affiliation		Northeast Michigan CMH	60	Montmorency	Northern Michigan CA
65	4476125	00HF	Northern Affiliation		Northeast Michigan CMH	71	Presque Isle	Northern Michigan CA
66	4540048	00HC	Northwest CMH Affiliation		Northern Lakes CMH	20	Crawford	Northern Michigan CA
67	4540048	00HC	Northwest CMH Affiliation		Northern Lakes CMH	28	Grand Traverse	Northern Michigan CA
68	4540048	00HC	Northwest CMH Affiliation		Northern Lakes CMH	45	Leelanau	Northern Michigan CA
69	4540048	00HC	Northwest CMH Affiliation		Northern Lakes CMH	57	Missaukee	Northern Michigan CA
70	4540048	00HC	Northwest CMH Affiliation		Northern Lakes CMH	72	Roscommon	Northern Michigan CA
71	4540048	00HC	Northwest CMH Affiliation		Northern Lakes CMH	83	Wexford	Northern Michigan CA
72	4540048	00HC	Northwest CMH Affiliation		West Michigan CMH	43	Lake	Northern Michigan CA
73	4540048	00HC	Northwest CMH Affiliation		West Michigan CMH	53	Mason	Northern Michigan CA
74	4540048	00HC	Northwest CMH Affiliation		West Michigan CMH	64	Oceana	Northern Michigan CA
75	1705289	0058	Oakland County CMH Authority		Oakland County CMHA	63	Oakland	Oakland County Health Div
76	1712541	00HQ	Saginaw County CMH Authority		Saginaw County CMH	73	Saginaw	Saginaw County Health Dept
77	1708164	00HO	Thumb Mental Health Alliance		Lapeer County CMH	44	Lapeer	St. Clair County Health Dept. CA
78	1708164	00HO	Thumb Mental Health Alliance		Sanilac County CMH	76	Sanilac	St. Clair County Health Dept. CA
79	1708164	00HO	Thumb Mental Health Alliance		St. Clair County CMH	74	St. Clair	St. Clair County Health Dept. CA
80	2920843	00HR	Venture Behavioral Health		Barry County CMH	08	Barry	Kalamazoo County CMH
81	2920843	00HR	Venture Behavioral Health		Berrien Mental Health	11	Berrien	Lakeshore CA
82	2920843	00HR	Venture Behavioral Health		Pines Behavioral Health CMH	12	Branch	Kalamazoo County CMH
83	2920843	00HR	Venture Behavioral Health		Summit Pointe CMH	13	Calhoun	Mid-South CA
84	2920843	00HR	Venture Behavioral Health		Van Buren County CMH	80	Van Buren	Kalamazoo County CMH

Mental Health Geographic Factors (Apply to State Plan and 1915(b)(3))

12-Jun-2004 20:44

2004-06

Base Rate X AgeSex Factor X Geographic Factor = Capitation Rate

830a - Geographic Factors - MH

Provider ID	Billing Agent ID	Provider Name	Program Code Group	Effective Payment Month	Date Effective	Date Ended	MH Geographic Factor	Current Value	Comments
1705322	00GE	Access Alliance of Michigan	DAB	200401	01/01/2004	12/31/2099	1.063500	Yes	Initial value for New Rate Structure
1705322	00GE	Access Alliance of Michigan	TANF	200401	01/01/2004	12/31/2099	1.267700	Yes	Initial value for New Rate Structure
4344340	00GG	CMH for Central Michigan CMH	DAB	200401	01/01/2004	12/31/2099	0.813900	Yes	Initial value for New Rate Structure
4344340	00GG	CMH for Central Michigan CMH	TANF	200401	01/01/2004	12/31/2099	1.132300	Yes	Initial value for New Rate Structure
4483587	00GS	CMHSA Network of West Michigan	DAB	200401	01/01/2004	12/31/2099	1.001200	Yes	Initial value for New Rate Structure
4483587	00GS	CMHSA Network of West Michigan	TANF	200401	01/01/2004	12/31/2099	0.818900	Yes	Initial value for New Rate Structure
3119549	00GJ	Detroit-Wayne County CMHSP	DAB	200401	01/01/2004	12/31/2099	0.806700	Yes	Initial value for New Rate Structure
3119549	00GJ	Detroit-Wayne County CMHSP	TANF	200401	01/01/2004	12/31/2099	0.946400	Yes	Initial value for New Rate Structure
1705233	0028	Genesee County CMHSP	DAB	200401	01/01/2004	12/31/2099	0.936100	Yes	Initial value for New Rate Structure
1705233	0028	Genesee County CMHSP	TANF	200401	01/01/2004	12/31/2099	0.373200	Yes	Initial value for New Rate Structure
1712229	00GV	Jackson-Hillsdale CMHA	DAB	200401	01/01/2004	12/31/2099	0.845500	Yes	Initial value for New Rate Structure
1712229	00GV	Jackson-Hillsdale CMHA	TANF	200401	01/01/2004	12/31/2099	1.587700	Yes	Initial value for New Rate Structure
3402136	00GR	Kalamazoo County CMHSP	DAB	200401	01/01/2004	12/31/2099	0.948700	Yes	Initial value for New Rate Structure
3402136	00GR	Kalamazoo County CMHSP	TANF	200401	01/01/2004	12/31/2099	1.052600	Yes	Initial value for New Rate Structure
1712452	00HA	Lakeshore Affiliation	DAB	200401	01/01/2004	12/31/2099	1.096700	Yes	Initial value for New Rate Structure
1712452	00HA	Lakeshore Affiliation	TANF	200401	01/01/2004	12/31/2099	0.878800	Yes	Initial value for New Rate Structure
3396315	00GX	Macomb County CMHSP	DAB	200401	01/01/2004	12/31/2099	1.520300	Yes	Initial value for New Rate Structure
3396315	00GX	Macomb County CMHSP	TANF	200401	01/01/2004	12/31/2099	1.006400	Yes	Initial value for New Rate Structure
1708001	00BJ	Mid-Michigan CMHSP Affiliation	DAB	200401	01/01/2004	12/31/2099	0.977300	Yes	Initial value for New Rate Structure
1708001	00BJ	Mid-Michigan CMHSP Affiliation	TANF	200401	01/01/2004	12/31/2099	0.912200	Yes	Initial value for New Rate Structure
4476125	00HF	Northern Affiliation	DAB	200401	01/01/2004	12/31/2099	0.775200	Yes	Initial value for New Rate Structure
4476125	00HF	Northern Affiliation	TANF	200401	01/01/2004	12/31/2099	1.257000	Yes	Initial value for New Rate Structure
4540048	00HC	Northern Lakes	DAB	200401	01/01/2004	12/31/2099	1.062500	Yes	Initial value for New Rate Structure
4540048	00HC	Northern Lakes	TANF	200401	01/01/2004	12/31/2099	1.315900	Yes	Initial value for New Rate Structure
1705289	0058	Oakland County CMHA	DAB	200401	01/01/2004	12/31/2099	1.684600	Yes	Initial value for New Rate Structure
1705289	0058	Oakland County CMHA	TANF	200401	01/01/2004	12/31/2099	0.826400	Yes	Initial value for New Rate Structure
1724945	00HJ	Pathways CMHA	DAB	200401	01/01/2004	12/31/2099	1.340600	Yes	Initial value for New Rate Structure
1724945	00HJ	Pathways CMHA	TANF	200401	01/01/2004	12/31/2099	1.824000	Yes	Initial value for New Rate Structure
1712541	00HQ	Saginaw County CMHA	DAB	200401	01/01/2004	12/31/2099	0.821300	Yes	Initial value for New Rate Structure
1712541	00HQ	Saginaw County CMHA	TANF	200401	01/01/2004	12/31/2099	0.710800	Yes	Initial value for New Rate Structure
1708164	00HO	Thumb Mental Health Alliance	DAB	200401	01/01/2004	12/31/2099	1.781000	Yes	Initial value for New Rate Structure

Substance Abuse Geographic Factors (Apply to State Plan and 1915(b)(3))

2004-06

Base Rate X AgeSex Factor X Geographic Factor = Capitation Rate

830b - Geographic Factors - SA

Provider ID	Billing Agent ID	Provider Name	Program Code Group	Effective Payment Month	Date Effective	Date Ended	MH Geographic Factor	Current Value	Comments
1705322	00GE	Access Alliance of Michigan	DAB	200401	01/01/2004	12/31/2099	0.633300	Yes	Initial value for New Rate Structure
1705322	00GE	Access Alliance of Michigan	TANF	200401	01/01/2004	12/31/2099	0.952700	Yes	Initial value for New Rate Structure
4344340	00GG	CMH for Central Michigan CMH	DAB	200401	01/01/2004	12/31/2099	0.629300	Yes	Initial value for New Rate Structure
4344340	00GG	CMH for Central Michigan CMH	TANF	200401	01/01/2004	12/31/2099	0.911400	Yes	Initial value for New Rate Structure
4483587	00GS	CMHSA Network of West Michigan	DAB	200401	01/01/2004	12/31/2099	0.643500	Yes	Initial value for New Rate Structure
4483587	00GS	CMHSA Network of West Michigan	TANF	200401	01/01/2004	12/31/2099	0.949300	Yes	Initial value for New Rate Structure
3119549	00GJ	Detroit-Wayne County CMHSP	DAB	200401	01/01/2004	12/31/2099	1.286500	Yes	Initial value for New Rate Structure
3119549	00GJ	Detroit-Wayne County CMHSP	TANF	200401	01/01/2004	12/31/2099	0.983800	Yes	Initial value for New Rate Structure
1705233	0028	Genesee County CMHSP	DAB	200401	01/01/2004	12/31/2099	1.156000	Yes	Initial value for New Rate Structure
1705233	0028	Genesee County CMHSP	TANF	200401	01/01/2004	12/31/2099	1.009400	Yes	Initial value for New Rate Structure
1712229	00GV	Jackson-Hillsdale CMHA	DAB	200401	01/01/2004	12/31/2099	0.650800	Yes	Initial value for New Rate Structure
1712229	00GV	Jackson-Hillsdale CMHA	TANF	200401	01/01/2004	12/31/2099	0.973500	Yes	Initial value for New Rate Structure
3402136	00GR	Kalamazoo County CMHSP	DAB	200401	01/01/2004	12/31/2099	1.041400	Yes	Initial value for New Rate Structure
3402136	00GR	Kalamazoo County CMHSP	TANF	200401	01/01/2004	12/31/2099	1.183200	Yes	Initial value for New Rate Structure
1712452	00HA	Lakeshore Affiliation	DAB	200401	01/01/2004	12/31/2099	0.652800	Yes	Initial value for New Rate Structure
1712452	00HA	Lakeshore Affiliation	TANF	200401	01/01/2004	12/31/2099	0.934500	Yes	Initial value for New Rate Structure
3396315	00GX	Macomb County CMHSP	DAB	200401	01/01/2004	12/31/2099	1.269200	Yes	Initial value for New Rate Structure
3396315	00GX	Macomb County CMHSP	TANF	200401	01/01/2004	12/31/2099	1.148300	Yes	Initial value for New Rate Structure
1708001	00BJ	Mid-Michigan CMHSP Affiliation	DAB	200401	01/01/2004	12/31/2099	0.644700	Yes	Initial value for New Rate Structure
1708001	00BJ	Mid-Michigan CMHSP Affiliation	TANF	200401	01/01/2004	12/31/2099	0.939800	Yes	Initial value for New Rate Structure
4476125	00HF	Northern Affiliation	DAB	200401	01/01/2004	12/31/2099	0.609000	Yes	Initial value for New Rate Structure
4476125	00HF	Northern Affiliation	TANF	200401	01/01/2004	12/31/2099	0.939400	Yes	Initial value for New Rate Structure
4540048	00HC	Northern Lakes	DAB	200401	01/01/2004	12/31/2099	0.609500	Yes	Initial value for New Rate Structure
4540048	00HC	Northern Lakes	TANF	200401	01/01/2004	12/31/2099	0.947500	Yes	Initial value for New Rate Structure
1705289	0058	Oakland County CMHA	DAB	200401	01/01/2004	12/31/2099	1.281900	Yes	Initial value for New Rate Structure
1705289	0058	Oakland County CMHA	TANF	200401	01/01/2004	12/31/2099	1.144400	Yes	Initial value for New Rate Structure
1724945	00HJ	Pathways CMHA	DAB	200401	01/01/2004	12/31/2099	0.724200	Yes	Initial value for New Rate Structure
1724945	00HJ	Pathways CMHA	TANF	200401	01/01/2004	12/31/2099	0.920200	Yes	Initial value for New Rate Structure
1712541	00HQ	Saginaw County CMHA	DAB	200401	01/01/2004	12/31/2099	1.161300	Yes	Initial value for New Rate Structure
1712541	00HQ	Saginaw County CMHA	TANF	200401	01/01/2004	12/31/2099	1.170000	Yes	Initial value for New Rate Structure
1708164	00HO	Thumb Mental Health Alliance	DAB	200401	01/01/2004	12/31/2099	0.664100	Yes	Initial value for New Rate Structure

Mental Health Capitation Rates

12-Jun-2004 20:44

2004-06

Base Rate X AgeSex Factor X Geographic Factor = Capitation Rate [Minimum capitation rate is \$0.01]

900a - qCap Rates - SPB3 - MH - by Age Group - 2004-01 - M

900b - qCap Rates - SPB3 - MH - by Age Group - 2004-01 - F

Provider ID	Billing Agent	Code Group	Fund	Male						Female					
				0 - 17	18 - 25	26 - 39	40 - 49	50 - 64	65+	0 - 17	18 - 25	26 - 39	40 - 49	50 - 64	65+
1705233	0028	DAB	1915(b)(3)	\$ 16.40	\$ 44.12	\$ 142.23	\$ 144.28	\$ 84.82	\$ 24.97	\$ 12.35	\$ 34.24	\$ 122.38	\$ 117.02	\$ 58.14	\$ 11.56
1705233	0028	DAB	State Plan	\$ 34.85	\$ 93.75	\$ 302.23	\$ 306.61	\$ 180.25	\$ 53.06	\$ 26.24	\$ 72.77	\$ 260.06	\$ 248.66	\$ 123.54	\$ 24.56
1705233	0028	TANF	1915(b)(3)	\$ 0.90	\$ 0.69	\$ 0.91	\$ 1.06	\$ 0.66	\$ 0.01	\$ 0.55	\$ 0.76	\$ 1.19	\$ 1.56	\$ 1.12	\$ 0.01
1705233	0028	TANF	State Plan	\$ 1.91	\$ 1.47	\$ 1.94	\$ 2.24	\$ 1.41	\$ 0.01	\$ 1.16	\$ 1.61	\$ 2.54	\$ 3.31	\$ 2.37	\$ 0.01
1705289	0058	DAB	1915(b)(3)	\$ 29.51	\$ 79.39	\$ 255.95	\$ 259.65	\$ 152.65	\$ 44.94	\$ 22.22	\$ 61.63	\$ 220.23	\$ 210.58	\$ 104.62	\$ 20.80
1705289	0058	DAB	State Plan	\$ 62.71	\$ 168.71	\$ 543.90	\$ 551.76	\$ 324.38	\$ 95.49	\$ 47.22	\$ 130.96	\$ 468.00	\$ 447.49	\$ 222.32	\$ 44.19
1705289	0058	TANF	1915(b)(3)	\$ 1.99	\$ 1.53	\$ 2.02	\$ 2.34	\$ 1.47	\$ 0.01	\$ 1.21	\$ 1.68	\$ 2.64	\$ 3.45	\$ 2.47	\$ 0.01
1705289	0058	TANF	State Plan	\$ 4.22	\$ 3.25	\$ 4.29	\$ 4.97	\$ 3.12	\$ 0.01	\$ 2.57	\$ 3.57	\$ 5.62	\$ 7.33	\$ 5.25	\$ 0.01
1705322	00GE	DAB	1915(b)(3)	\$ 18.63	\$ 50.12	\$ 161.58	\$ 163.92	\$ 96.37	\$ 28.37	\$ 14.03	\$ 38.91	\$ 139.04	\$ 132.94	\$ 66.05	\$ 13.13
1705322	00GE	DAB	State Plan	\$ 39.59	\$ 106.51	\$ 343.36	\$ 348.33	\$ 204.78	\$ 60.28	\$ 29.81	\$ 82.67	\$ 295.45	\$ 282.50	\$ 140.35	\$ 27.90
1705322	00GE	TANF	1915(b)(3)	\$ 3.05	\$ 2.35	\$ 3.10	\$ 3.59	\$ 2.26	\$ 0.01	\$ 1.86	\$ 2.58	\$ 4.06	\$ 5.30	\$ 3.79	\$ 0.01
1705322	00GE	TANF	State Plan	\$ 6.48	\$ 4.99	\$ 6.59	\$ 7.63	\$ 4.79	\$ 0.01	\$ 3.95	\$ 5.48	\$ 8.62	\$ 11.25	\$ 8.05	\$ 0.01
1707176	00HU	DAB	1915(b)(3)	\$ 18.87	\$ 50.76	\$ 163.63	\$ 166.00	\$ 97.59	\$ 28.73	\$ 14.21	\$ 39.40	\$ 140.80	\$ 134.63	\$ 66.89	\$ 13.29
1707176	00HU	DAB	State Plan	\$ 40.09	\$ 107.86	\$ 347.72	\$ 352.75	\$ 207.38	\$ 61.05	\$ 30.19	\$ 83.72	\$ 299.20	\$ 286.09	\$ 142.13	\$ 28.25
1707176	00HU	TANF	1915(b)(3)	\$ 3.17	\$ 2.44	\$ 3.22	\$ 3.73	\$ 2.34	\$ 0.01	\$ 1.93	\$ 2.68	\$ 4.22	\$ 5.50	\$ 3.94	\$ 0.01
1707176	00HU	TANF	State Plan	\$ 6.73	\$ 5.19	\$ 6.84	\$ 7.92	\$ 4.98	\$ 0.01	\$ 4.10	\$ 5.69	\$ 8.95	\$ 11.69	\$ 8.37	\$ 0.01
1708001	00BJ	DAB	1915(b)(3)	\$ 17.12	\$ 46.06	\$ 148.49	\$ 150.63	\$ 88.56	\$ 26.07	\$ 12.89	\$ 35.75	\$ 127.77	\$ 122.17	\$ 60.69	\$ 12.06
1708001	00BJ	DAB	State Plan	\$ 36.38	\$ 97.88	\$ 315.53	\$ 320.10	\$ 188.18	\$ 55.40	\$ 27.39	\$ 75.97	\$ 271.51	\$ 259.60	\$ 128.98	\$ 25.64
1708001	00BJ	TANF	1915(b)(3)	\$ 2.20	\$ 1.69	\$ 2.23	\$ 2.58	\$ 1.62	\$ 0.01	\$ 1.34	\$ 1.86	\$ 2.92	\$ 3.81	\$ 2.73	\$ 0.01
1708001	00BJ	TANF	State Plan	\$ 4.66	\$ 3.59	\$ 4.74	\$ 5.49	\$ 3.45	\$ 0.01	\$ 2.84	\$ 3.94	\$ 6.20	\$ 8.09	\$ 5.80	\$ 0.01
1708164	00HO	DAB	1915(b)(3)	\$ 31.20	\$ 83.94	\$ 270.59	\$ 274.51	\$ 161.38	\$ 47.51	\$ 23.49	\$ 65.15	\$ 232.84	\$ 222.63	\$ 110.61	\$ 21.99
1708164	00HO	DAB	State Plan	\$ 66.30	\$ 178.37	\$ 575.02	\$ 583.34	\$ 342.94	\$ 100.95	\$ 49.92	\$ 138.45	\$ 494.78	\$ 473.09	\$ 235.04	\$ 46.72
1708164	00HO	TANF	1915(b)(3)	\$ 6.29	\$ 4.84	\$ 6.39	\$ 7.40	\$ 4.65	\$ 0.01	\$ 3.83	\$ 5.31	\$ 8.36	\$ 10.91	\$ 7.81	\$ 0.01
1708164	00HO	TANF	State Plan	\$ 13.35	\$ 10.29	\$ 13.57	\$ 15.71	\$ 9.87	\$ 0.01	\$ 8.13	\$ 11.28	\$ 17.75	\$ 23.17	\$ 16.60	\$ 0.01
1712229	00GV	DAB	1915(b)(3)	\$ 14.81	\$ 39.85	\$ 128.46	\$ 130.32	\$ 76.61	\$ 22.55	\$ 11.15	\$ 30.93	\$ 110.54	\$ 105.69	\$ 52.51	\$ 10.44
1712229	00GV	DAB	State Plan	\$ 31.47	\$ 84.68	\$ 272.98	\$ 276.93	\$ 162.80	\$ 47.93	\$ 23.70	\$ 65.73	\$ 234.89	\$ 224.59	\$ 111.58	\$ 22.18
1712229	00GV	TANF	1915(b)(3)	\$ 3.82	\$ 2.94	\$ 3.88	\$ 4.50	\$ 2.83	\$ 0.01	\$ 2.33	\$ 3.23	\$ 5.08	\$ 6.63	\$ 4.75	\$ 0.01
1712229	00GV	TANF	State Plan	\$ 8.12	\$ 6.25	\$ 8.25	\$ 9.55	\$ 6.00	\$ 0.01	\$ 4.94	\$ 6.86	\$ 10.79	\$ 14.09	\$ 10.09	\$ 0.01
1712452	00HA	DAB	1915(b)(3)	\$ 19.21	\$ 51.69	\$ 166.63	\$ 169.04	\$ 99.38	\$ 29.25	\$ 14.47	\$ 40.12	\$ 143.38	\$ 137.09	\$ 68.11	\$ 13.54
1712452	00HA	DAB	State Plan	\$ 40.82	\$ 109.83	\$ 354.08	\$ 359.21	\$ 211.17	\$ 62.16	\$ 30.74	\$ 85.26	\$ 304.68	\$ 291.32	\$ 144.73	\$ 28.77

Mental Health Capitation Rates

12-Jun-2004 20:44

2004-06

Base Rate X AgeSex Factor X Geographic Factor = Capitation Rate [Minimum capitation rate is \$0.01]

900a - qCap Rates - SPB3 - MH - by Age Group - 2004-01 - M

900b - qCap Rates - SPB3 - MH - by Age Group - 2004-01 - F

Provider ID	Billing Agent	Code Group	Fund	Male						Female					
				0 - 17	18 - 25	26 - 39	40 - 49	50 - 64	65+	0 - 17	18 - 25	26 - 39	40 - 49	50 - 64	65+
1712452	00HA	TANF	1915(b)(3)	\$ 2.12	\$ 1.63	\$ 2.15	\$ 2.49	\$ 1.56	\$ 0.01	\$ 1.29	\$ 1.79	\$ 2.81	\$ 3.67	\$ 2.63	\$ 0.01
1712452	00HA	TANF	State Plan	\$ 4.49	\$ 3.46	\$ 4.57	\$ 5.29	\$ 3.32	\$ 0.01	\$ 2.74	\$ 3.80	\$ 5.97	\$ 7.80	\$ 5.58	\$ 0.01
1712541	00HQ	DAB	1915(b)(3)	\$ 14.39	\$ 38.71	\$ 124.78	\$ 126.59	\$ 74.42	\$ 21.91	\$ 10.83	\$ 30.04	\$ 107.37	\$ 102.67	\$ 51.01	\$ 10.14
1712541	00HQ	DAB	State Plan	\$ 30.57	\$ 82.25	\$ 265.17	\$ 269.00	\$ 158.15	\$ 46.55	\$ 23.02	\$ 63.85	\$ 228.17	\$ 218.17	\$ 108.39	\$ 21.54
1712541	00HQ	TANF	1915(b)(3)	\$ 1.71	\$ 1.32	\$ 1.74	\$ 2.01	\$ 1.27	\$ 0.01	\$ 1.04	\$ 1.45	\$ 2.27	\$ 2.97	\$ 2.13	\$ 0.01
1712541	00HQ	TANF	State Plan	\$ 3.63	\$ 2.80	\$ 3.69	\$ 4.28	\$ 2.69	\$ 0.01	\$ 2.21	\$ 3.07	\$ 4.83	\$ 6.31	\$ 4.52	\$ 0.01
1724945	00HJ	DAB	1915(b)(3)	\$ 23.48	\$ 63.18	\$ 203.68	\$ 206.63	\$ 121.48	\$ 35.76	\$ 17.68	\$ 49.04	\$ 175.26	\$ 167.58	\$ 83.26	\$ 16.55
1724945	00HJ	DAB	State Plan	\$ 49.90	\$ 134.26	\$ 432.83	\$ 439.09	\$ 258.14	\$ 75.99	\$ 37.58	\$ 104.22	\$ 372.43	\$ 356.11	\$ 176.92	\$ 35.17
1724945	00HJ	TANF	1915(b)(3)	\$ 4.39	\$ 3.38	\$ 4.46	\$ 5.17	\$ 3.25	\$ 0.01	\$ 2.67	\$ 3.71	\$ 5.84	\$ 7.62	\$ 5.46	\$ 0.01
1724945	00HJ	TANF	State Plan	\$ 9.33	\$ 7.18	\$ 9.48	\$ 10.97	\$ 6.90	\$ 0.01	\$ 5.68	\$ 7.88	\$ 12.40	\$ 16.18	\$ 11.59	\$ 0.01
2920843	00HR	DAB	1915(b)(3)	\$ 14.08	\$ 37.88	\$ 122.11	\$ 123.88	\$ 72.83	\$ 21.44	\$ 10.60	\$ 29.40	\$ 105.07	\$ 100.47	\$ 49.91	\$ 9.92
2920843	00HR	DAB	State Plan	\$ 29.92	\$ 80.49	\$ 259.49	\$ 263.24	\$ 154.76	\$ 45.56	\$ 22.53	\$ 62.48	\$ 223.28	\$ 213.49	\$ 106.07	\$ 21.08
2920843	00HR	TANF	1915(b)(3)	\$ 1.99	\$ 1.54	\$ 2.03	\$ 2.35	\$ 1.47	\$ 0.01	\$ 1.21	\$ 1.69	\$ 2.65	\$ 3.46	\$ 2.48	\$ 0.01
2920843	00HR	TANF	State Plan	\$ 4.24	\$ 3.26	\$ 4.31	\$ 4.98	\$ 3.13	\$ 0.01	\$ 2.58	\$ 3.58	\$ 5.63	\$ 7.35	\$ 5.26	\$ 0.01
3119549	00GJ	DAB	1915(b)(3)	\$ 14.13	\$ 38.02	\$ 122.57	\$ 124.34	\$ 73.10	\$ 21.52	\$ 10.64	\$ 29.51	\$ 105.46	\$ 100.84	\$ 50.10	\$ 9.96
3119549	00GJ	DAB	State Plan	\$ 30.03	\$ 80.79	\$ 260.45	\$ 264.22	\$ 155.33	\$ 45.73	\$ 22.61	\$ 62.71	\$ 224.11	\$ 214.29	\$ 106.46	\$ 21.16
3119549	00GJ	TANF	1915(b)(3)	\$ 2.28	\$ 1.75	\$ 2.32	\$ 2.68	\$ 1.68	\$ 0.01	\$ 1.39	\$ 1.92	\$ 3.03	\$ 3.95	\$ 2.83	\$ 0.01
3119549	00GJ	TANF	State Plan	\$ 4.84	\$ 3.73	\$ 4.92	\$ 5.69	\$ 3.58	\$ 0.01	\$ 2.95	\$ 4.09	\$ 6.43	\$ 8.40	\$ 6.01	\$ 0.01
3396315	00GX	DAB	1915(b)(3)	\$ 26.63	\$ 71.65	\$ 230.99	\$ 234.33	\$ 137.76	\$ 40.55	\$ 20.05	\$ 55.62	\$ 198.75	\$ 190.04	\$ 94.42	\$ 18.77
3396315	00GX	DAB	State Plan	\$ 56.59	\$ 152.26	\$ 490.85	\$ 497.95	\$ 292.74	\$ 86.18	\$ 42.61	\$ 118.18	\$ 422.36	\$ 403.84	\$ 200.64	\$ 39.88
3396315	00GX	TANF	1915(b)(3)	\$ 2.42	\$ 1.87	\$ 2.46	\$ 2.85	\$ 1.79	\$ 0.01	\$ 1.48	\$ 2.05	\$ 3.22	\$ 4.20	\$ 3.01	\$ 0.01
3396315	00GX	TANF	State Plan	\$ 5.15	\$ 3.96	\$ 5.23	\$ 6.05	\$ 3.80	\$ 0.01	\$ 3.13	\$ 4.35	\$ 6.84	\$ 8.93	\$ 6.39	\$ 0.01
3402136	00GR	DAB	1915(b)(3)	\$ 16.62	\$ 44.71	\$ 144.14	\$ 146.23	\$ 85.96	\$ 25.31	\$ 12.51	\$ 34.71	\$ 124.03	\$ 118.59	\$ 58.92	\$ 11.71
3402136	00GR	DAB	State Plan	\$ 35.32	\$ 95.01	\$ 306.30	\$ 310.73	\$ 182.68	\$ 53.78	\$ 26.59	\$ 73.75	\$ 263.56	\$ 252.01	\$ 125.20	\$ 24.89
3402136	00GR	TANF	1915(b)(3)	\$ 2.53	\$ 1.95	\$ 2.58	\$ 2.98	\$ 1.87	\$ 0.01	\$ 1.54	\$ 2.14	\$ 3.37	\$ 4.40	\$ 3.15	\$ 0.01
3402136	00GR	TANF	State Plan	\$ 5.38	\$ 4.15	\$ 5.47	\$ 6.33	\$ 3.98	\$ 0.01	\$ 3.28	\$ 4.55	\$ 7.15	\$ 9.34	\$ 6.69	\$ 0.01
4344340	00GG	DAB	1915(b)(3)	\$ 14.26	\$ 38.36	\$ 123.66	\$ 125.45	\$ 73.75	\$ 21.71	\$ 10.74	\$ 29.77	\$ 106.40	\$ 101.74	\$ 50.55	\$ 10.05
4344340	00GG	DAB	State Plan	\$ 30.30	\$ 81.51	\$ 262.78	\$ 266.58	\$ 156.72	\$ 46.13	\$ 22.81	\$ 63.27	\$ 226.11	\$ 216.20	\$ 107.41	\$ 21.35
4344340	00GG	TANF	1915(b)(3)	\$ 2.73	\$ 2.10	\$ 2.77	\$ 3.21	\$ 2.02	\$ 0.01	\$ 1.66	\$ 2.30	\$ 3.62	\$ 4.73	\$ 3.39	\$ 0.01
4344340	00GG	TANF	State Plan	\$ 5.79	\$ 4.46	\$ 5.88	\$ 6.81	\$ 4.28	\$ 0.01	\$ 3.53	\$ 4.89	\$ 7.70	\$ 10.05	\$ 7.19	\$ 0.01

Mental Health Capitation Rates

12-Jun-2004 20:44

2004-06

Base Rate X AgeSex Factor X Geographic Factor = Capitation Rate [Minimum capitation rate is \$0.01]

900a - qCap Rates - SPB3 - MH - by Age Group - 2004-01 - M

900b - qCap Rates - SPB3 - MH - by Age Group - 2004-01 - F

Provider ID	Billing Agent	Code Group	Fund	Male						Female					
				0 - 17	18 - 25	26 - 39	40 - 49	50 - 64	65+	0 - 17	18 - 25	26 - 39	40 - 49	50 - 64	65+
4476125	00HF	DAB	1915(b)(3)	\$ 13.58	\$ 36.53	\$ 117.78	\$ 119.48	\$ 70.24	\$ 20.68	\$ 10.22	\$ 28.36	\$ 101.34	\$ 96.90	\$ 48.14	\$ 9.57
4476125	00HF	DAB	State Plan	\$ 28.86	\$ 77.64	\$ 250.28	\$ 253.90	\$ 149.27	\$ 43.94	\$ 21.73	\$ 60.26	\$ 215.36	\$ 205.92	\$ 102.30	\$ 20.34
4476125	00HF	TANF	1915(b)(3)	\$ 3.03	\$ 2.33	\$ 3.08	\$ 3.56	\$ 2.24	\$ 0.01	\$ 1.84	\$ 2.56	\$ 4.02	\$ 5.25	\$ 3.76	\$ 0.01
4476125	00HF	TANF	State Plan	\$ 6.43	\$ 4.95	\$ 6.53	\$ 7.56	\$ 4.75	\$ 0.01	\$ 3.91	\$ 5.43	\$ 8.54	\$ 11.15	\$ 7.99	\$ 0.01
4483587	00GS	DAB	1915(b)(3)	\$ 17.54	\$ 47.19	\$ 152.12	\$ 154.32	\$ 90.72	\$ 26.71	\$ 13.21	\$ 36.63	\$ 130.89	\$ 125.15	\$ 62.18	\$ 12.36
4483587	00GS	DAB	State Plan	\$ 37.27	\$ 100.27	\$ 323.25	\$ 327.93	\$ 192.79	\$ 56.75	\$ 28.06	\$ 77.83	\$ 278.15	\$ 265.95	\$ 132.13	\$ 26.26
4483587	00GS	TANF	1915(b)(3)	\$ 1.97	\$ 1.52	\$ 2.00	\$ 2.32	\$ 1.46	\$ 0.01	\$ 1.20	\$ 1.67	\$ 2.62	\$ 3.42	\$ 2.45	\$ 0.01
4483587	00GS	TANF	State Plan	\$ 4.19	\$ 3.23	\$ 4.25	\$ 4.93	\$ 3.10	\$ 0.01	\$ 2.55	\$ 3.54	\$ 5.57	\$ 7.26	\$ 5.20	\$ 0.01
4540048	00HC	DAB	1915(b)(3)	\$ 18.61	\$ 50.07	\$ 161.43	\$ 163.77	\$ 96.28	\$ 28.34	\$ 14.01	\$ 38.87	\$ 138.90	\$ 132.82	\$ 65.99	\$ 13.12
4540048	00HC	DAB	State Plan	\$ 39.55	\$ 106.41	\$ 343.04	\$ 348.01	\$ 204.59	\$ 60.23	\$ 29.78	\$ 82.60	\$ 295.18	\$ 282.24	\$ 140.22	\$ 27.87
4540048	00HC	TANF	1915(b)(3)	\$ 3.17	\$ 2.44	\$ 3.22	\$ 3.73	\$ 2.34	\$ 0.01	\$ 1.93	\$ 2.68	\$ 4.21	\$ 5.50	\$ 3.94	\$ 0.01
4540048	00HC	TANF	State Plan	\$ 6.73	\$ 5.18	\$ 6.84	\$ 7.91	\$ 4.97	\$ 0.01	\$ 4.10	\$ 5.68	\$ 8.94	\$ 11.67	\$ 8.36	\$ 0.01

Substance Abuse Capitation Rates

2004-06

Base Rate X AgeSex Factor X Geographic Factor = Capitation Rate [Minimum capitation rate is \$0.01]

910a - qCap Rates - SPB3 - SA - by Age Group - 2004-01 - M

910b - qCap Rates - SPB3 - SA - by Age Group - 2004-01 - F

Provider ID	Billing Agent	Code Group	Fund	Male						Female					
				0 - 17	18 - 25	26 - 39	40 - 49	50 - 64	65+	0 - 17	18 - 25	26 - 39	40 - 49	50 - 64	65+
1705233	0028	DAB	1915(b)(3)	\$ 0.18	\$ 0.49	\$ 1.23	\$ 2.12	\$ 0.86	\$ 0.06	\$ 0.13	\$ 0.39	\$ 1.19	\$ 1.36	\$ 0.27	\$ 0.01
1705233	0028	DAB	State Plan	\$ 0.92	\$ 2.57	\$ 6.49	\$ 11.19	\$ 4.53	\$ 0.30	\$ 0.69	\$ 2.07	\$ 6.26	\$ 7.18	\$ 1.42	\$ 0.04
1705233	0028	TANF	1915(b)(3)	\$ 0.03	\$ 0.23	\$ 0.82	\$ 1.56	\$ 0.59	\$ 0.01	\$ 0.01	\$ 0.18	\$ 0.94	\$ 1.97	\$ 0.66	\$ 0.01
1705233	0028	TANF	State Plan	\$ 0.16	\$ 1.18	\$ 4.20	\$ 8.01	\$ 3.00	\$ 0.01	\$ 0.07	\$ 0.90	\$ 4.81	\$ 10.12	\$ 3.37	\$ 0.01
1705289	0058	DAB	1915(b)(3)	\$ 0.19	\$ 0.54	\$ 1.37	\$ 2.36	\$ 0.95	\$ 0.06	\$ 0.15	\$ 0.44	\$ 1.32	\$ 1.51	\$ 0.30	\$ 0.01
1705289	0058	DAB	State Plan	\$ 1.02	\$ 2.85	\$ 7.20	\$ 12.40	\$ 5.02	\$ 0.33	\$ 0.76	\$ 2.30	\$ 6.94	\$ 7.96	\$ 1.58	\$ 0.04
1705289	0058	TANF	1915(b)(3)	\$ 0.04	\$ 0.26	\$ 0.93	\$ 1.77	\$ 0.66	\$ 0.01	\$ 0.02	\$ 0.20	\$ 1.06	\$ 2.24	\$ 0.74	\$ 0.01
1705289	0058	TANF	State Plan	\$ 0.18	\$ 1.33	\$ 4.76	\$ 9.08	\$ 3.41	\$ 0.01	\$ 0.08	\$ 1.02	\$ 5.45	\$ 11.47	\$ 3.82	\$ 0.01
1705322	00GE	DAB	1915(b)(3)	\$ 0.10	\$ 0.27	\$ 0.68	\$ 1.16	\$ 0.47	\$ 0.03	\$ 0.07	\$ 0.22	\$ 0.65	\$ 0.75	\$ 0.15	\$ 0.01
1705322	00GE	DAB	State Plan	\$ 0.51	\$ 1.41	\$ 3.56	\$ 6.13	\$ 2.48	\$ 0.16	\$ 0.38	\$ 1.14	\$ 3.43	\$ 3.93	\$ 0.78	\$ 0.02
1705322	00GE	TANF	1915(b)(3)	\$ 0.03	\$ 0.22	\$ 0.77	\$ 1.47	\$ 0.55	\$ 0.01	\$ 0.01	\$ 0.17	\$ 0.88	\$ 1.86	\$ 0.62	\$ 0.01
1705322	00GE	TANF	State Plan	\$ 0.15	\$ 1.11	\$ 3.96	\$ 7.56	\$ 2.83	\$ 0.01	\$ 0.06	\$ 0.85	\$ 4.54	\$ 9.55	\$ 3.18	\$ 0.01
1707176	00HU	DAB	1915(b)(3)	\$ 0.13	\$ 0.36	\$ 0.90	\$ 1.55	\$ 0.63	\$ 0.04	\$ 0.10	\$ 0.29	\$ 0.87	\$ 0.99	\$ 0.20	\$ 0.01
1707176	00HU	DAB	State Plan	\$ 0.67	\$ 1.87	\$ 4.73	\$ 8.15	\$ 3.30	\$ 0.22	\$ 0.50	\$ 1.51	\$ 4.56	\$ 5.23	\$ 1.04	\$ 0.03
1707176	00HU	TANF	1915(b)(3)	\$ 0.03	\$ 0.21	\$ 0.76	\$ 1.44	\$ 0.54	\$ 0.01	\$ 0.01	\$ 0.16	\$ 0.87	\$ 1.82	\$ 0.61	\$ 0.01
1707176	00HU	TANF	State Plan	\$ 0.15	\$ 1.09	\$ 3.88	\$ 7.40	\$ 2.78	\$ 0.01	\$ 0.06	\$ 0.83	\$ 4.44	\$ 9.35	\$ 3.12	\$ 0.01
1708001	00BJ	DAB	1915(b)(3)	\$ 0.10	\$ 0.27	\$ 0.69	\$ 1.18	\$ 0.48	\$ 0.03	\$ 0.07	\$ 0.22	\$ 0.66	\$ 0.76	\$ 0.15	\$ 0.01
1708001	00BJ	DAB	State Plan	\$ 0.51	\$ 1.43	\$ 3.62	\$ 6.24	\$ 2.53	\$ 0.16	\$ 0.38	\$ 1.16	\$ 3.49	\$ 4.00	\$ 0.79	\$ 0.02
1708001	00BJ	TANF	1915(b)(3)	\$ 0.03	\$ 0.21	\$ 0.76	\$ 1.45	\$ 0.55	\$ 0.01	\$ 0.01	\$ 0.16	\$ 0.87	\$ 1.84	\$ 0.61	\$ 0.01
1708001	00BJ	TANF	State Plan	\$ 0.15	\$ 1.09	\$ 3.91	\$ 7.46	\$ 2.80	\$ 0.01	\$ 0.06	\$ 0.84	\$ 4.47	\$ 9.42	\$ 3.14	\$ 0.01
1708164	00HO	DAB	1915(b)(3)	\$ 0.10	\$ 0.28	\$ 0.71	\$ 1.22	\$ 0.49	\$ 0.03	\$ 0.08	\$ 0.23	\$ 0.68	\$ 0.78	\$ 0.16	\$ 0.01
1708164	00HO	DAB	State Plan	\$ 0.53	\$ 1.48	\$ 3.73	\$ 6.43	\$ 2.60	\$ 0.17	\$ 0.40	\$ 1.19	\$ 3.60	\$ 4.12	\$ 0.82	\$ 0.02
1708164	00HO	TANF	1915(b)(3)	\$ 0.03	\$ 0.24	\$ 0.86	\$ 1.65	\$ 0.62	\$ 0.01	\$ 0.01	\$ 0.18	\$ 0.99	\$ 2.08	\$ 0.69	\$ 0.01
1708164	00HO	TANF	State Plan	\$ 0.17	\$ 1.24	\$ 4.43	\$ 8.44	\$ 3.17	\$ 0.01	\$ 0.07	\$ 0.95	\$ 5.07	\$ 10.67	\$ 3.55	\$ 0.01
1712229	00GV	DAB	1915(b)(3)	\$ 0.10	\$ 0.27	\$ 0.69	\$ 1.20	\$ 0.48	\$ 0.03	\$ 0.07	\$ 0.22	\$ 0.67	\$ 0.77	\$ 0.15	\$ 0.01
1712229	00GV	DAB	State Plan	\$ 0.52	\$ 1.45	\$ 3.66	\$ 6.30	\$ 2.55	\$ 0.17	\$ 0.39	\$ 1.17	\$ 3.52	\$ 4.04	\$ 0.80	\$ 0.02
1712229	00GV	TANF	1915(b)(3)	\$ 0.03	\$ 0.22	\$ 0.79	\$ 1.51	\$ 0.56	\$ 0.01	\$ 0.01	\$ 0.17	\$ 0.90	\$ 1.90	\$ 0.63	\$ 0.01
1712229	00GV	TANF	State Plan	\$ 0.15	\$ 1.13	\$ 4.05	\$ 7.72	\$ 2.90	\$ 0.01	\$ 0.07	\$ 0.87	\$ 4.64	\$ 9.76	\$ 3.25	\$ 0.01
1712452	00HA	DAB	1915(b)(3)	\$ 0.10	\$ 0.28	\$ 0.70	\$ 1.20	\$ 0.49	\$ 0.03	\$ 0.07	\$ 0.22	\$ 0.67	\$ 0.77	\$ 0.15	\$ 0.01
1712452	00HA	DAB	State Plan	\$ 0.52	\$ 1.45	\$ 3.67	\$ 6.32	\$ 2.56	\$ 0.17	\$ 0.39	\$ 1.17	\$ 3.54	\$ 4.05	\$ 0.80	\$ 0.02

Substance Abuse Capitation Rates

12-Jun-2004 20:44

2004-06

Base Rate X AgeSex Factor X Geographic Factor = Capitation Rate [Minimum capitation rate is \$0.01]

910a - qCap Rates - SPB3 - SA - by Age Group - 2004-01 - M

910b - qCap Rates - SPB3 - SA - by Age Group - 2004-01 - F

Provider ID	Billing Agent	Code Group	Fund	Male						Female					
				0 - 17	18 - 25	26 - 39	40 - 49	50 - 64	65+	0 - 17	18 - 25	26 - 39	40 - 49	50 - 64	65+
1712452	00HA	TANF	1915(b)(3)	\$ 0.03	\$ 0.21	\$ 0.76	\$ 1.45	\$ 0.54	\$ 0.01	\$ 0.01	\$ 0.16	\$ 0.87	\$ 1.83	\$ 0.61	\$ 0.01
1712452	00HA	TANF	State Plan	\$ 0.15	\$ 1.09	\$ 3.89	\$ 7.41	\$ 2.78	\$ 0.01	\$ 0.06	\$ 0.83	\$ 4.45	\$ 9.37	\$ 3.12	\$ 0.01
1712541	00HQ	DAB	1915(b)(3)	\$ 0.18	\$ 0.49	\$ 1.24	\$ 2.13	\$ 0.86	\$ 0.06	\$ 0.13	\$ 0.40	\$ 1.19	\$ 1.37	\$ 0.27	\$ 0.01
1712541	00HQ	DAB	State Plan	\$ 0.93	\$ 2.58	\$ 6.52	\$ 11.24	\$ 4.55	\$ 0.30	\$ 0.69	\$ 2.08	\$ 6.29	\$ 7.21	\$ 1.43	\$ 0.04
1712541	00HQ	TANF	1915(b)(3)	\$ 0.04	\$ 0.27	\$ 0.95	\$ 1.81	\$ 0.68	\$ 0.01	\$ 0.02	\$ 0.20	\$ 1.09	\$ 2.29	\$ 0.76	\$ 0.01
1712541	00HQ	TANF	State Plan	\$ 0.19	\$ 1.36	\$ 4.87	\$ 9.28	\$ 3.48	\$ 0.01	\$ 0.08	\$ 1.04	\$ 5.57	\$ 11.73	\$ 3.91	\$ 0.01
1724945	00HJ	DAB	1915(b)(3)	\$ 0.11	\$ 0.31	\$ 0.77	\$ 1.33	\$ 0.54	\$ 0.04	\$ 0.08	\$ 0.25	\$ 0.74	\$ 0.85	\$ 0.17	\$ 0.01
1724945	00HJ	DAB	State Plan	\$ 0.58	\$ 1.61	\$ 4.07	\$ 7.01	\$ 2.84	\$ 0.18	\$ 0.43	\$ 1.30	\$ 3.92	\$ 4.50	\$ 0.89	\$ 0.02
1724945	00HJ	TANF	1915(b)(3)	\$ 0.03	\$ 0.21	\$ 0.75	\$ 1.42	\$ 0.53	\$ 0.01	\$ 0.01	\$ 0.16	\$ 0.85	\$ 1.80	\$ 0.60	\$ 0.01
1724945	00HJ	TANF	State Plan	\$ 0.15	\$ 1.07	\$ 3.83	\$ 7.30	\$ 2.74	\$ 0.01	\$ 0.06	\$ 0.82	\$ 4.38	\$ 9.22	\$ 3.07	\$ 0.01
2920843	00HR	DAB	1915(b)(3)	\$ 0.10	\$ 0.28	\$ 0.71	\$ 1.22	\$ 0.50	\$ 0.03	\$ 0.08	\$ 0.23	\$ 0.69	\$ 0.79	\$ 0.16	\$ 0.01
2920843	00HR	DAB	State Plan	\$ 0.53	\$ 1.48	\$ 3.74	\$ 6.45	\$ 2.61	\$ 0.17	\$ 0.40	\$ 1.19	\$ 3.61	\$ 4.13	\$ 0.82	\$ 0.02
2920843	00HR	TANF	1915(b)(3)	\$ 0.03	\$ 0.21	\$ 0.76	\$ 1.44	\$ 0.54	\$ 0.01	\$ 0.01	\$ 0.16	\$ 0.86	\$ 1.82	\$ 0.61	\$ 0.01
2920843	00HR	TANF	State Plan	\$ 0.15	\$ 1.08	\$ 3.87	\$ 7.39	\$ 2.77	\$ 0.01	\$ 0.06	\$ 0.83	\$ 4.43	\$ 9.33	\$ 3.11	\$ 0.01
3119549	00GJ	DAB	1915(b)(3)	\$ 0.19	\$ 0.54	\$ 1.37	\$ 2.36	\$ 0.96	\$ 0.06	\$ 0.15	\$ 0.44	\$ 1.32	\$ 1.52	\$ 0.30	\$ 0.01
3119549	00GJ	DAB	State Plan	\$ 1.03	\$ 2.86	\$ 7.23	\$ 12.45	\$ 5.04	\$ 0.33	\$ 0.77	\$ 2.31	\$ 6.97	\$ 7.99	\$ 1.58	\$ 0.04
3119549	00GJ	TANF	1915(b)(3)	\$ 0.03	\$ 0.22	\$ 0.80	\$ 1.52	\$ 0.57	\$ 0.01	\$ 0.01	\$ 0.17	\$ 0.91	\$ 1.92	\$ 0.64	\$ 0.01
3119549	00GJ	TANF	State Plan	\$ 0.16	\$ 1.15	\$ 4.09	\$ 7.80	\$ 2.93	\$ 0.01	\$ 0.07	\$ 0.88	\$ 4.68	\$ 9.86	\$ 3.29	\$ 0.01
3396315	00GX	DAB	1915(b)(3)	\$ 0.19	\$ 0.54	\$ 1.35	\$ 2.33	\$ 0.94	\$ 0.06	\$ 0.14	\$ 0.43	\$ 1.31	\$ 1.50	\$ 0.30	\$ 0.01
3396315	00GX	DAB	State Plan	\$ 1.01	\$ 2.82	\$ 7.13	\$ 12.28	\$ 4.97	\$ 0.32	\$ 0.76	\$ 2.28	\$ 6.87	\$ 7.88	\$ 1.56	\$ 0.04
3396315	00GX	TANF	1915(b)(3)	\$ 0.04	\$ 0.26	\$ 0.93	\$ 1.78	\$ 0.67	\$ 0.01	\$ 0.02	\$ 0.20	\$ 1.07	\$ 2.24	\$ 0.75	\$ 0.01
3396315	00GX	TANF	State Plan	\$ 0.18	\$ 1.34	\$ 4.78	\$ 9.11	\$ 3.42	\$ 0.01	\$ 0.08	\$ 1.02	\$ 5.47	\$ 11.51	\$ 3.84	\$ 0.01
3402136	00GR	DAB	1915(b)(3)	\$ 0.16	\$ 0.44	\$ 1.11	\$ 1.91	\$ 0.78	\$ 0.05	\$ 0.12	\$ 0.35	\$ 1.07	\$ 1.23	\$ 0.24	\$ 0.01
3402136	00GR	DAB	State Plan	\$ 0.83	\$ 2.32	\$ 5.85	\$ 10.08	\$ 4.08	\$ 0.27	\$ 0.62	\$ 1.87	\$ 5.64	\$ 6.46	\$ 1.28	\$ 0.03
3402136	00GR	TANF	1915(b)(3)	\$ 0.04	\$ 0.27	\$ 0.96	\$ 1.83	\$ 0.69	\$ 0.01	\$ 0.02	\$ 0.21	\$ 1.10	\$ 2.31	\$ 0.77	\$ 0.01
3402136	00GR	TANF	State Plan	\$ 0.19	\$ 1.38	\$ 4.92	\$ 9.39	\$ 3.52	\$ 0.01	\$ 0.08	\$ 1.05	\$ 5.63	\$ 11.86	\$ 3.95	\$ 0.01
4344340	00GG	DAB	1915(b)(3)	\$ 0.10	\$ 0.27	\$ 0.67	\$ 1.16	\$ 0.47	\$ 0.03	\$ 0.07	\$ 0.21	\$ 0.65	\$ 0.74	\$ 0.15	\$ 0.01
4344340	00GG	DAB	State Plan	\$ 0.50	\$ 1.40	\$ 3.54	\$ 6.09	\$ 2.47	\$ 0.16	\$ 0.38	\$ 1.13	\$ 3.41	\$ 3.91	\$ 0.77	\$ 0.02
4344340	00GG	TANF	1915(b)(3)	\$ 0.03	\$ 0.21	\$ 0.74	\$ 1.41	\$ 0.53	\$ 0.01	\$ 0.01	\$ 0.16	\$ 0.85	\$ 1.78	\$ 0.59	\$ 0.01
4344340	00GG	TANF	State Plan	\$ 0.14	\$ 1.06	\$ 3.79	\$ 7.23	\$ 2.71	\$ 0.01	\$ 0.06	\$ 0.81	\$ 4.34	\$ 9.14	\$ 3.04	\$ 0.01

Substance Abuse Capitation Rates

12-Jun-2004 20:44

2004-06

Base Rate X AgeSex Factor X Geographic Factor = Capitation Rate [Minimum capitation rate is \$0.01]

910a - qCap Rates - SPB3 - SA - by Age Group - 2004-01 - M

910b - qCap Rates - SPB3 - SA - by Age Group - 2004-01 - F

Provider ID	Billing Agent	Code Group	Fund	Male						Female					
				0 - 17	18 - 25	26 - 39	40 - 49	50 - 64	65+	0 - 17	18 - 25	26 - 39	40 - 49	50 - 64	65+
4476125	00HF	DAB	1915(b)(3)	\$ 0.09	\$ 0.26	\$ 0.65	\$ 1.12	\$ 0.45	\$ 0.03	\$ 0.07	\$ 0.21	\$ 0.63	\$ 0.72	\$ 0.14	\$ 0.01
4476125	00HF	DAB	State Plan	\$ 0.49	\$ 1.35	\$ 3.42	\$ 5.89	\$ 2.39	\$ 0.16	\$ 0.36	\$ 1.09	\$ 3.30	\$ 3.78	\$ 0.75	\$ 0.02
4476125	00HF	TANF	1915(b)(3)	\$ 0.03	\$ 0.21	\$ 0.76	\$ 1.45	\$ 0.54	\$ 0.01	\$ 0.01	\$ 0.16	\$ 0.87	\$ 1.84	\$ 0.61	\$ 0.01
4476125	00HF	TANF	State Plan	\$ 0.15	\$ 1.09	\$ 3.91	\$ 7.45	\$ 2.80	\$ 0.01	\$ 0.06	\$ 0.84	\$ 4.47	\$ 9.42	\$ 3.14	\$ 0.01
4483587	00GS	DAB	1915(b)(3)	\$ 0.10	\$ 0.27	\$ 0.69	\$ 1.18	\$ 0.48	\$ 0.03	\$ 0.07	\$ 0.22	\$ 0.66	\$ 0.76	\$ 0.15	\$ 0.01
4483587	00GS	DAB	State Plan	\$ 0.51	\$ 1.43	\$ 3.61	\$ 6.23	\$ 2.52	\$ 0.16	\$ 0.38	\$ 1.15	\$ 3.48	\$ 3.99	\$ 0.79	\$ 0.02
4483587	00GS	TANF	1915(b)(3)	\$ 0.03	\$ 0.22	\$ 0.77	\$ 1.47	\$ 0.55	\$ 0.01	\$ 0.01	\$ 0.16	\$ 0.88	\$ 1.85	\$ 0.62	\$ 0.01
4483587	00GS	TANF	State Plan	\$ 0.15	\$ 1.11	\$ 3.95	\$ 7.53	\$ 2.82	\$ 0.01	\$ 0.06	\$ 0.85	\$ 4.52	\$ 9.52	\$ 3.17	\$ 0.01
4540048	00HC	DAB	1915(b)(3)	\$ 0.09	\$ 0.26	\$ 0.65	\$ 1.12	\$ 0.45	\$ 0.03	\$ 0.07	\$ 0.21	\$ 0.63	\$ 0.72	\$ 0.14	\$ 0.01
4540048	00HC	DAB	State Plan	\$ 0.49	\$ 1.36	\$ 3.42	\$ 5.90	\$ 2.39	\$ 0.16	\$ 0.36	\$ 1.09	\$ 3.30	\$ 3.78	\$ 0.75	\$ 0.02
4540048	00HC	TANF	1915(b)(3)	\$ 0.03	\$ 0.22	\$ 0.77	\$ 1.47	\$ 0.55	\$ 0.01	\$ 0.01	\$ 0.16	\$ 0.88	\$ 1.85	\$ 0.62	\$ 0.01
4540048	00HC	TANF	State Plan	\$ 0.15	\$ 1.10	\$ 3.94	\$ 7.52	\$ 2.82	\$ 0.01	\$ 0.06	\$ 0.84	\$ 4.51	\$ 9.50	\$ 3.16	\$ 0.01

Habilitation Supports Waiver Capitation Rates

2004-06

Base Rate X AgeSex Factor X Geographic Factor = Capitation Rate [Minimum capitation rate is \$0.01]

920a - qCap Rates - HSW - MH - by Age Group - 2004-01 - M

920b - qCap Rates - HSW - MH - by Age Group - 2004-01 - F

Provider ID	Billing Agent	Code Group	Fund	Male						Female					
				0 - 17	18 - 25	26 - 39	40 - 49	50 - 64	65+	0 - 17	18 - 25	26 - 39	40 - 49	50 - 64	65+
1705233	0028	HSW	1915(c)	\$ 3,390.48	\$ 3,390.48	\$ 3,390.48	\$ 3,908.00	\$ 3,908.00	\$ 3,908.00	\$ 2,916.81	\$ 2,916.81	\$ 2,916.81	\$ 3,536.04	\$ 3,536.04	\$ 3,536.04
1705289	0058	HSW	1915(c)	\$ 4,545.22	\$ 4,545.22	\$ 4,545.22	\$ 5,239.00	\$ 5,239.00	\$ 5,239.00	\$ 3,910.22	\$ 3,910.22	\$ 3,910.22	\$ 4,740.35	\$ 4,740.35	\$ 4,740.35
1705322	00GE	HSW	1915(c)	\$ 3,390.48	\$ 3,390.48	\$ 3,390.48	\$ 3,908.00	\$ 3,908.00	\$ 3,908.00	\$ 2,916.81	\$ 2,916.81	\$ 2,916.81	\$ 3,536.04	\$ 3,536.04	\$ 3,536.04
1707176	00HU	HSW	1915(c)	\$ 3,194.72	\$ 3,194.72	\$ 3,194.72	\$ 3,682.36	\$ 3,682.36	\$ 3,682.36	\$ 2,748.39	\$ 2,748.39	\$ 2,748.39	\$ 3,331.87	\$ 3,331.87	\$ 3,331.87
1708001	00BJ	HSW	1915(c)	\$ 4,237.54	\$ 4,237.54	\$ 4,237.54	\$ 4,884.36	\$ 4,884.36	\$ 4,884.36	\$ 3,645.53	\$ 3,645.53	\$ 3,645.53	\$ 4,419.46	\$ 4,419.46	\$ 4,419.46
1708164	00HO	HSW	1915(c)	\$ 3,046.12	\$ 3,046.12	\$ 3,046.12	\$ 3,511.08	\$ 3,511.08	\$ 3,511.08	\$ 2,620.55	\$ 2,620.55	\$ 2,620.55	\$ 3,176.89	\$ 3,176.89	\$ 3,176.89
1712229	00GV	HSW	1915(c)	\$ 2,520.97	\$ 2,520.97	\$ 2,520.97	\$ 2,905.76	\$ 2,905.76	\$ 2,905.76	\$ 2,168.77	\$ 2,168.77	\$ 2,168.77	\$ 2,629.19	\$ 2,629.19	\$ 2,629.19
1712452	00HA	HSW	1915(c)	\$ 3,032.27	\$ 3,032.27	\$ 3,032.27	\$ 3,495.11	\$ 3,495.11	\$ 3,495.11	\$ 2,608.64	\$ 2,608.64	\$ 2,608.64	\$ 3,162.44	\$ 3,162.44	\$ 3,162.44
1712541	00HQ	HSW	1915(c)	\$ 4,624.95	\$ 4,624.95	\$ 4,624.95	\$ 5,330.90	\$ 5,330.90	\$ 5,330.90	\$ 3,978.81	\$ 3,978.81	\$ 3,978.81	\$ 4,823.50	\$ 4,823.50	\$ 4,823.50
1724945	00HJ	HSW	1915(c)	\$ 4,088.19	\$ 4,088.19	\$ 4,088.19	\$ 4,712.21	\$ 4,712.21	\$ 4,712.21	\$ 3,517.04	\$ 3,517.04	\$ 3,517.04	\$ 4,263.70	\$ 4,263.70	\$ 4,263.70
2920843	00HR	HSW	1915(c)	\$ 2,622.78	\$ 2,622.78	\$ 2,622.78	\$ 3,023.12	\$ 3,023.12	\$ 3,023.12	\$ 2,256.36	\$ 2,256.36	\$ 2,256.36	\$ 2,735.37	\$ 2,735.37	\$ 2,735.37
3119549	00GJ	HSW	1915(c)	\$ 4,952.84	\$ 4,952.84	\$ 4,952.84	\$ 5,708.84	\$ 5,708.84	\$ 5,708.84	\$ 4,260.90	\$ 4,260.90	\$ 4,260.90	\$ 5,165.47	\$ 5,165.47	\$ 5,165.47
3396315	00GX	HSW	1915(c)	\$ 4,131.61	\$ 4,131.61	\$ 4,131.61	\$ 4,762.26	\$ 4,762.26	\$ 4,762.26	\$ 3,554.40	\$ 3,554.40	\$ 3,554.40	\$ 4,308.98	\$ 4,308.98	\$ 4,308.98
3402136	00GR	HSW	1915(c)	\$ 4,012.96	\$ 4,012.96	\$ 4,012.96	\$ 4,625.49	\$ 4,625.49	\$ 4,625.49	\$ 3,452.32	\$ 3,452.32	\$ 3,452.32	\$ 4,185.23	\$ 4,185.23	\$ 4,185.23
4344340	00GG	HSW	1915(c)	\$ 3,306.64	\$ 3,306.64	\$ 3,306.64	\$ 3,811.36	\$ 3,811.36	\$ 3,811.36	\$ 2,844.68	\$ 2,844.68	\$ 2,844.68	\$ 3,448.59	\$ 3,448.59	\$ 3,448.59
4476125	00HF	HSW	1915(c)	\$ 3,659.24	\$ 3,659.24	\$ 3,659.24	\$ 4,217.78	\$ 4,217.78	\$ 4,217.78	\$ 3,148.01	\$ 3,148.01	\$ 3,148.01	\$ 3,816.33	\$ 3,816.33	\$ 3,816.33
4483587	00GS	HSW	1915(c)	\$ 3,895.05	\$ 3,895.05	\$ 3,895.05	\$ 4,489.59	\$ 4,489.59	\$ 4,489.59	\$ 3,350.88	\$ 3,350.88	\$ 3,350.88	\$ 4,062.26	\$ 4,062.26	\$ 4,062.26
4540048	00HC	HSW	1915(c)	\$ 1,445.58	\$ 1,445.58	\$ 1,445.58	\$ 1,666.23	\$ 1,666.23	\$ 1,666.23	\$ 1,243.62	\$ 1,243.62	\$ 1,243.62	\$ 1,507.64	\$ 1,507.64	\$ 1,507.64