



2017 MICHIGAN  
DEPARTMENT OF HEALTH  
AND HUMAN SERVICES  
EVIDENCE-BASED PRACTICE  
INDIVIDUAL PLACEMENT &  
SUPPORT REPORT

# **2017 Michigan Department of Health and Human Services Evidence-Based Practice Individual Placement & Support (IPS) Report**

## **Report Prepared By:**

Dominic D'Aguanno - M.B.A., EST, QMHP, Employment Specialist, Southwest Counseling Solutions, Detroit MI

Eric Karbowski – M.A., EST, QMHP, IPS Supervisor, Community Mental Health for Central Michigan, Mt. Pleasant, MI

## **Prepared for:**

Michigan Department of Health and Human Services

## **Report reviewed and edited by:**

Gary Bond, Ph.D., IPS Employment Center, Rockville Institute, Lebanon, NH

Brenda Stoneburner, M.A., LPC, Manager, Community Practices & Innovation Section, Behavioral Health and Development Disabilities Administration, Lansing, MI

Joe Longcor, B.A., Supported Employment Specialist, Community Practices & Innovations Section, Department of Health & Human Services, Lansing, MI

## **September 2017**

Report supported by funds from Substance Abuse and Mental Health Services Administration, Center for Mental Health Services, through the Michigan Department of Health and Human Services.

## **2017 Michigan Department of Health and Human Services Evidence-Based Practice Individual Placement & Support (IPS) Report**

“The IPS program was one of the best things that happened to me. Not only did I get the help I needed to find a job, I found a job I really like doing! I would not be where I am today without the IPS program or my therapist. Thank you for all the help and support and for talking me into going through the program it was the best thing I ever did for me and my kids”. - Kathy

“Emad has a renewed confidence and has broken free from the debilitating depression that once had him trapped. What once was a man, who was all but hopeful, is a confident individual who has now become an employer. The IPS program went full circle and has given Emad the tools to not only achieve his goals, but to seek any opportunity without limitations.” - Ghinwah

“Along this recovery journey, I also managed to buy a house and get married almost 3 years ago! We are still married and my wife and I both have vehicles (my vehicle is very close to being paid off!). I’m now ‘living the dream!’ While there are times I still need supports, I receive those supports from my co-workers.....just like everyone else.” - Mike

Report Prepared By:

Dominic D’Aguanno - M.B.A., EST, QMHP  
Eric Karbowski – M.A., EST, QMHP

## Executive Summary:

This is the second Evidence-Based Practice/Individual Placement and Support (IPS) report completed for the Michigan Department of Health & Human Services/Behavioral Health and Developmental Disabilities Administration (MDHHS/BHDDA) representing the current 22 statewide IPS programs. The purpose of this report is to develop a foundational process and reporting mechanism for IPS programs in Michigan's public mental health system to shape future recognition, publications and promotion of the IPS practice.

Michigan has been implementing the Evidence-Based Practice Supported Employment – IPS model since 2004. Prior to this report, an unpublished draft baseline report was completed. The baseline report was developed to create a tracking mechanism for IPS providers to share program data/outcomes for statewide observation. The intent of this second report is to build from the baseline report and begin the longitudinal observation of reported data from Michigan's IPS programs. The data will provide information to guide IPS program growth in Michigan and identify organizational aspects about IPS programs, which vary across the state.

The report describes the current status of programmatic characteristics and conditions under which IPS programs serve Michigan residents through local Community Mental Health Services Programs (CMHSPs) or contracted providers. Information encompasses employment data, outcome measures, model adherence, business/consumer/employment staff interviews, and implications of the findings from these data.

Through the years IPS has positively impacted many individuals across Michigan, making a significant difference in not only their lives but the lives of their families. Before getting into the details and data of the report, we invite you to meet three Michigan citizens— Kathy, Mike, and Emad. Listen to their stories. Kathy and Emad's stories are written as told to their employment specialist. Mike preferred to tell his story giving a first-person account. Although the stories being told may differ in perspective, we hope you will find similar threads among all three—increased confidence, self-worth, pride, and perhaps most importantly, hope.

## Model:

**Core Principles of IPS Supported Employment** – IPS stands for Individual Placement and Support, which is the evidence-based practice of supported employment for people with severe mental illnesses.

### **Competitive employment is the goal**

Employment specialists help clients obtain competitive jobs. Competitive employment is defined as paying at least minimum wage at a wage that others receive performing the same work; based in community settings alongside others without disabilities; and not reserved for people with disabilities. Clients prefer competitive jobs versus sheltered work. Working alongside others without psychiatric disabilities helps to reduce stigma and discrimination.

### **IPS supported employment is integrated with treatment**

IPS supported employment services are closely integrated with mental health treatment. Employment specialists are members of multidisciplinary teams that meet regularly to review client progress. Discussions include clinical and rehabilitation information that is relevant to

work, such as medication side effects, persistent symptoms, cognitive difficulties, or other rehabilitation needs. They share information and develop ideas to help clients improve their functional recovery.

### **Zero Exclusion: Eligibility is based on client choice**

Every person with severe mental illness who wants to work is eligible for IPS supported employment, regardless of psychiatric diagnosis, symptoms, work history, or other problems, including substance abuse and cognitive impairment. The core philosophy of IPS supported employment is that all persons with a disability can work at competitive jobs in the community without prior training and that no one should be excluded from this opportunity. Agencies develop a culture of work so all practitioners encourage clients to consider working.

### **Attention to client preferences**

Services are based on clients' preferences and choices, rather than providers' judgments. Client preferences help determine the type of job that is sought, the nature of support provided by the employment specialist and team, and whether to disclose the aspects of a person's psychiatric disability to the employer.

### **Benefits counseling is important**

Employment specialists help clients to access ongoing guidance regarding Social Security, Medicaid, and other government entitlements. Fear of losing benefits is a major reason that clients may not want to seek employment. It is vital that clients obtain accurate information to inform and guide the plan for starting work and over time for making decisions about changes in wages and work hours.

### **Rapid job search**

Employment specialists help clients seek jobs directly, rather than providing extensive pre-employment assessment and training, or intermediate work experiences. Beginning the job search process early (i.e., within 30 days) demonstrates to clients that their desire to work is taken seriously and conveys optimism that there are multiple opportunities available in the community for clients to achieve their vocational goals.

### **Systematic job development**

Employment specialists develop relationships with employers, based upon their clients' work preferences, by meeting face-to-face over multiple visits. Employment specialists learn about the work environment and the employers' work needs. They find out about jobs that they may not be aware of at employment sites. They gather information about the nature of job opportunities and assess whether they may be a good job fit. Employment specialists continue to make periodic visits because networking is how people find jobs.

### **Time-unlimited support**

Follow-along supports are individualized and continued for as long as the client wants and needs the support. IPS specialists and other members of the treatment team provide work support. In addition, they look for natural supports (e.g., family member, co-worker) that would be available over time. The goal is to help the client become as independent as possible in his or her vocational role, while providing support and assistance as needed. Once a person has worked steadily (e.g., one year), they discuss transitioning from IPS.

Dartmouth Psychiatric Research Center, 10/11/2011

<http://www.dartmouth.edu/~ips/page48/page79/files/ips-practice-principles-002880029.pd>

Definition:

“Competitive employment” for the intent and purposes of this report means work (part-time or full-time) in the community that anyone can apply for and pays at least minimum wage. The wage should not be less than the normal wage (and level of benefits) paid for the same work performed by individuals who do not have a mental illness. [http://www.michigan.gov/mdhhs/0,5885,7-339-71550\\_2941\\_4868\\_38495\\_38496\\_38505---,00.html](http://www.michigan.gov/mdhhs/0,5885,7-339-71550_2941_4868_38495_38496_38505---,00.html).

Delimitations:

The information provided in this report is delimited to data obtained from 22 programs in the State of Michigan that identify themselves as IPS providers with various levels of adherence to fidelity of the IPS model. It is assumed that the information and data collected from the IPS service providers or organizations are valid and reliable. Additionally, the information provided is reflective only of programs with at least one external fidelity review or those awaiting completion during fiscal year 2017.

## Kathy's Story



“The IPS program was one of the best things that happened to me. Not only did I get the help I needed to find a job, I found a job I really like doing! I would not be where I am today (financially able to take care of my kids and myself) without the IPS program or my therapist. Thank you for all the help and support and for talking me into going through the program it was the best thing I ever did for me and my kids”.

- Kathy

In June of 2015, Kathy began working with Community Mental Health for Central Michigan’s (CMHCM’s) IPS Supported Employment Program in Mecosta County. When she first began services, she was very ambivalent about the thought of looking for employment. Like many, Kathy struggled with the decision about finding competitive employment or pursuing the process of applying for social security benefits. Kathy lacked self-confidence in her ability to work. Kathy also feared that she might not even be called for an interview as she had never held a competitive position in the past. Kathy was unhappy with her life! She had unstable housing and little to no financial resources. Kathy relied on friends and family to help support her and her children. With the hopes of providing a better life for her and her family, Kathy talked with her outpatient therapist and was referred to CMHCM’s IPS program.

Soon after being referred for IPS services, Kathy began working with the employment specialist (Amy E.). During the development of the vocational profile Kathy expressed the desire to help people. Kathy shared that she always dreamed of working in the human service field but with no work experience, did not think there were positions that she would be qualified for in this type of work. Over time as Kathy

worked side by side with her employment specialist, Kathy's confidence and self-esteem began improving. In March of 2016, Kathy interviewed for and was offered a full-time position as a direct care worker with Valley Residential. Kathy was extremely grateful for this opportunity and excited to begin this new journey in her life. Kathy was anxious about beginning her new position but was determined to succeed.

Kathy has been employed with Valley Residential for over a year and has proven to be an amazing employee for her company! Her work is truly valued by her administration and co-workers. Kathy's supervisor shared:

"I remember Kathy's first day of employment with our home. She said to me, 'I am so happy. I have a new job and I'm moving into my new home soon.' She then proceeded to say, 'Luck is finally on my side.' Luck was on our side also. Kathy is a very hard-worker, dedicated to her job, and job responsibilities. She is kind-hearted, gentle, and patient. All of the great qualities of a Direct Support Professional, which she is now. Kathy came to our home through employment specialist (Amy E.), who Kathy speaks of often. Amy is a mentor, advocate, teacher, and friend. I cannot say enough about how Amy changed one person's life. Amy gave Kathy inspiration, self-assurance, and most of all hope. Kathy overcame many obstacles with Amy by her side. Kathy is now fully trained, recently purchased her own vehicle, and is gaining more confidence every day. Amy helped not just one person, but a family. We need more Amy's in the world!"

Kathy is no longer sentenced to a life of poverty. Her focus is no longer on applying for/receiving social security benefits, worried about where she will sleep, or how she will have her family's needs met as she now has stability in her life. In the time since Kathy started working, she has been able to obtain stable housing, transportation, and is no longer dependent on her friends and family for her financial needs. Kathy is building the life she dreamed of. Kathy shared, "For the first time in my life, I was able to use my hard-earned money to purchase school clothing for my child." In January of 2017, after 10 months of employment, Kathy successfully closed from CMHCM's IPS Program. Kathy's therapist stated, "Kathy started at CMHCM not realizing what she was capable of achieving. Through hard-work and perseverance, she learned that she could get and keep a job that had meaning for her, get an apartment, and buy a car. She maintains a high level of recovery and continues to grow as a person who is living in recovery."

- Amy E. (Employment Specialist Community Mental Health for Central Michigan)



## Mike's Story



My name is Mike W. and I have been receiving mental health treatment for over 20 years. In 2005, I started to really take recovery seriously. The main driving force behind that was the fact that I lost a job in 2004 that I loved because I was unable to focus on taking care of and maintaining stability or recovery. I think the best part of working for me is having structure and the feeling of having a purpose. Throughout my recovery journey, working and growing has become more and more important to me the farther I get on this journey.

Because I lost that job, in 2005, I started working with Michigan Rehabilitation Services (MRS) to help me find a job in which I would thrive. With the help of MRS, I attended the Michigan Career and Technical Institute in 2006 and graduated in 2008 with two certifications. A few years later because I was receiving services at my local community mental health (CMH) agency, I learned that there was a new supported employment evidence-based program being offered to individuals receiving services from CMH and I started working with them. Shortly after I started working with Employment Partners at CMH and with my new commitment to recovery, my re-invigorated employment journey started.

Before working with Employment Partners, my first job on this fairly new journey was a telemarketing position selling satellite services for television and I worked about 25 hours a week. This job was strictly commission based and telemarketing is not my strong suit. I did this for almost two years. When I started working with Employment Partners, they spent time getting to know me and they assisted me in

finding a job as a part-time Drug Tech position for Ottawa County. At this position, I averaged 8 hours a week. I held this position for about 2 years. With help from my Employment Specialist, I was still looking for more hours and something in which I could utilize my skills. We found postings for peer support work for CMH of Muskegon and the Recovery Cooperative (the local drop-in center) so I applied and interviewed for both of them. I was offered a job with the Recovery Cooperative. That's when my Peer Support Specialist career started, working 15 hours a week to start. By the end of my work at the Recovery Cooperative, I was working 25 hours a week. I also obtained my certification as a Peer Support Specialist while working at the Recovery Cooperative. Around the beginning of 2014, I applied and interviewed for another position at CMH of Muskegon and a grueling four or five months later (needing a lot of encouragement and assurance from my supporters), I was offered a full-time position with CMH of Muskegon, and I just celebrated my third year with what is now called HealthWest of Muskegon County.

Receiving supported employment services helped me in many ways, like making sure I had a great resume, helping me find a job that would be a great fit for me, helping me get through the anxiety of approaching employers and interviewing, getting fully prepared for an interview, finding great job leads, and many other things. The most helpful part of working with the team was the fact that my employment specialist worked closely with my case worker and team of care providers with CMH, so I would get support not only from my employment specialist but my case worker and the team I was assigned to.

When I started my employment journey, I was receiving Social Security Disability (SSD). In 2013, I used up my trial work months. So, when I started my full-time work at HealthWest, I had SSD for only 2-3 months before it was stopped. I was actually making less money working full-time than what I was making on SSD and working part-time. One of the things that surprised me was having to pay my Medicare premium. I've learned to negotiate through various insurance coverages. At the present time, I have Medicaid Freedom to Work, Medicare Part B and D, and I also have insurance with my current employer. Along this recovery journey, I also managed to buy a house and get married almost three years ago! We are still married and my wife and I both have vehicles (my vehicle is very close to being paid off!). I'm now, "living the dream!" While there are times I still need supports, I receive those supports from my co-workers.....just like everyone else.

- Mike W. (Certified Peer Support Specialist HealthWest Muskegon)

## Emad's Story



I met Emad L. in February of 2017. Emad is a 56-year-old husband, father, and grandfather. He also experiences depression and anxiety since a traumatic event in 2006 when his son was killed in Iraq. His sleepless nights and bouts with depression was a barrier that hindered his healing. Emad sought therapy for support and guidance, yet needed a foundation to help his recovery. This is where the Supported Employment program stepped in.

As a proud husband, father, and grandfather, Emad's sole purpose was to provide for his family. He lost a significant part of his confidence due to the tragic loss of his son. Torn by the memories of losing his son, Emad put all his energy into focusing on job searching.

We began the job search process with great optimism, as Emad's extensive job history made him a very strong candidate for multiple positions, however his underlying diagnosis would be the true test to how he would adjust. He spoke of his experience in the security field. We began assessing the best possible job leads and continued to work together for an improved sense of confidence and motivation. Emad remained patient and ready for the next step in the job search which eventually would result in his dream job.

After weeks of job searching and job coaching, Emad was hired at a four-star hotel as a security officer. Emad took pride in this job as his signature wardrobe of choice was a three-piece suit. He continued to wow the management and gained the trust of his peers and superiors. He had a renewed sense of confidence which led to a different perspective in life. He was happier and did not complain of feeling restless or depressed. This new position was the bridge that carried him across some of the darkest days in his life.

Two months into his security position, he received news that humbled him to the point of tears. Emad was promoted to Security Director of the hotel. He would be responsible for supervising several security officers and managing hotel security operations. Along with his new role, Emad was given the task of hiring new employees. Elated and proud of his accomplishments, Emad decided to give back to the Supported Employment program. He hired two individuals from our program stating that, "Every person deserves to be given a chance because once upon a time, I was the one seeking for a better opportunity."

Fast forward to present day, Emad has a renewed confidence and has broken free from the debilitating depression that once had him trapped. What once was a man who was all but hopeful, he is a confident individual who has now become an employer. The supported employment program went full circle and has given Emad the tools to not only achieve his goals, but to seek any opportunity without limitations.

- Ghinwah K. (Employment Specialist Access Community Health and Research Center)

Overview:

As previously noted, this is the second Evidence-Based Practice IPS report completed for the MDHHS/BHDDA representing the current 22 statewide IPS programs. The prior unpublished baseline report was developed solely to create a tracking mechanism for IPS providers to share program data and outcomes for statewide observation. This report builds on that baseline report, and begins the longitudinal observation of reported data from Michigan’s IPS programs. The data will provide information to guide IPS program growth in Michigan and identify organizational aspects about IPS programs, which vary across the state. The report describes the status of programmatic characteristics and conditions under which IPS programs serve Michigan residents through local CMHSPs or contracted providers. Information encompasses employment data, outcome measures, model adherence, business/consumer/employment staff interviews, and implications of the findings from these data.

Method:

Data collected for this report is from program supervisors, or from IPS staff for agencies that do not currently have an IPS supervisor. All of the programs that participated in this report identify themselves as providing IPS services and at minimum had an external baseline fidelity review during or before fiscal year 2016/2017. External fidelity reviews considered for this report were completed by the IPS Michigan Fidelity Assistance Support Team (MIFAST) external fidelity review team. Survey information was distributed and collected through Survey Monkey. This second report intends to establish longitudinal data collection to be evaluated and developed accordingly with data collected and feedback from MDHHS/BHDDA, IPS service providers, and stakeholders.

Results/Aggregate Data Responses:

At the time of this report, there were 22 providers identifying as IPS programs. Of the 22 programs, three (3) achieved exemplary fidelity, eight (8) achieved good fidelity, ten (10) achieved fair fidelity, and one (1) fidelity review was yet to be completed (Figure 2). The reported number of individuals actively enrolled in IPS services during the reporting period was 1,317.

Of the 1,317 actively enrolled consumers, 541 were reported as having the Healthy Michigan Plan Medicaid as their primary form of insurance (Figure 1). This represents 41.07% of all actively enrolled consumers receiving this insurance during April, May, and June of 2017.

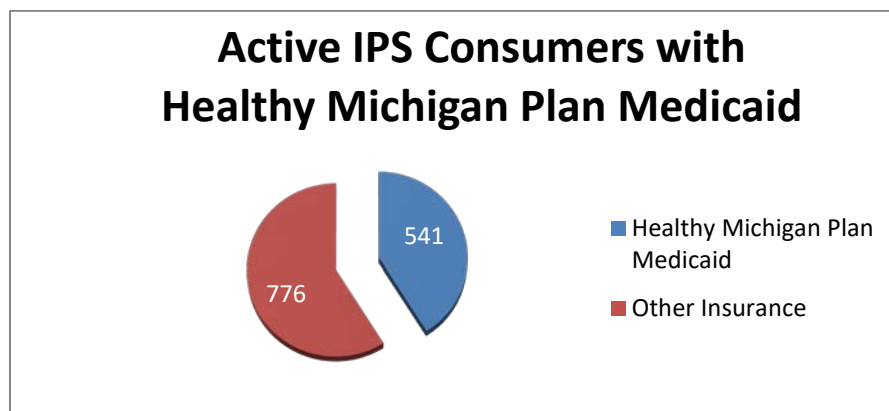


Figure 1

The IPS fidelity scale has three sections including staffing, organization, and services. Each section has various fidelity items evaluated on a five-point response format with a range of 1 = no implementation, 5 = full implementation, and intermittent numbers representing progressively greater degrees of implementation. The services identified in the fidelity manual as part of the IPS model include intake, engagement, assessment, job placement, job coaching, and follow-along supports before stepping down to less intensive employment support from another clinical or mental health practitioner.

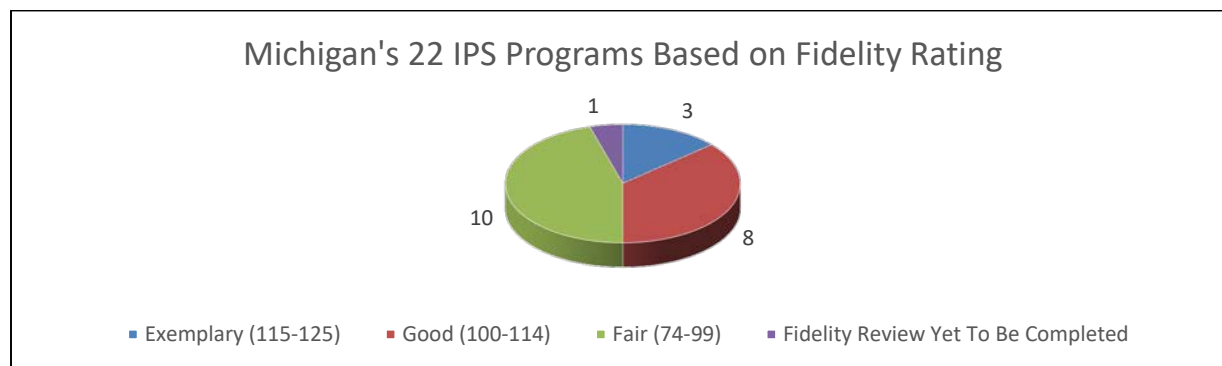


Figure 2

There are 83 counties in Michigan. Presently, 18 of the 83 counties in Michigan provide IPS services. Of the 22 providers of IPS services, five (5) are currently located in CMHSPs and 17 are non-CMHSP contracted service providers. Of the 22 providers, some counties have more than one IPS service provider (Detroit – 11, Oakland – three (3)). In the reporting year ending September 30, 2017, one (1) new program adopted IPS services and four (4) programs discontinued and/or did not meet identified reporting criteria as an IPS program. For the intent of this report, the following color code is used to identify program(s) by level of reported adherence to the fidelity model (Figure 3 on page 15):

- Red - Exemplary
- Yellow - Good
- Blue - Fair
- Green - Awaiting completion of external fidelity review
- White - No IPS services offered

For counties with more than one IPS provider, the overall majority of fidelity model adherence is represented in Figure 3.

As will be noted in the following information, date ranges may vary given the type of information being gathered. The date range used for reporting the number of job placements for this report was April 1, 2017, through June 30, 2017 (FY 17 – 3<sup>rd</sup> Quarter). The total reported number of job placements for IPS programs in the third quarter of 2017 was 389 new job starts. In the baseline report, the total new job starts reported was 351 which represents an increase of 38 job starts in 2017. The 389 reported placements represent the total unduplicated count of new job starts. However, this number does not represent an unduplicated number of consumers as some individuals could have reported obtaining more than one job during the three-month timeframe. A breakdown of new job starts by corresponding fidelity score reflects the following: (Table 1, Figure 4.2)

- Three (3) Exemplary fidelity programs accounted for 70 placements out of 219 total active consumers in IPS programs which represent an average of 32% of caseload placed.
- Eight (8) Good fidelity programs accounted for 157 out of 527 total active consumers in IPS programs which represent an average of 30% of caseload placed.
- Ten (10) Fair fidelity programs accounted for 140 placements out of 527 total active consumers in IPS programs which represent average of 26.5% of caseload placed.
- One (1) program awaiting completion of external fidelity review accounted for 22 placements with an average of 50% of caseload placed.

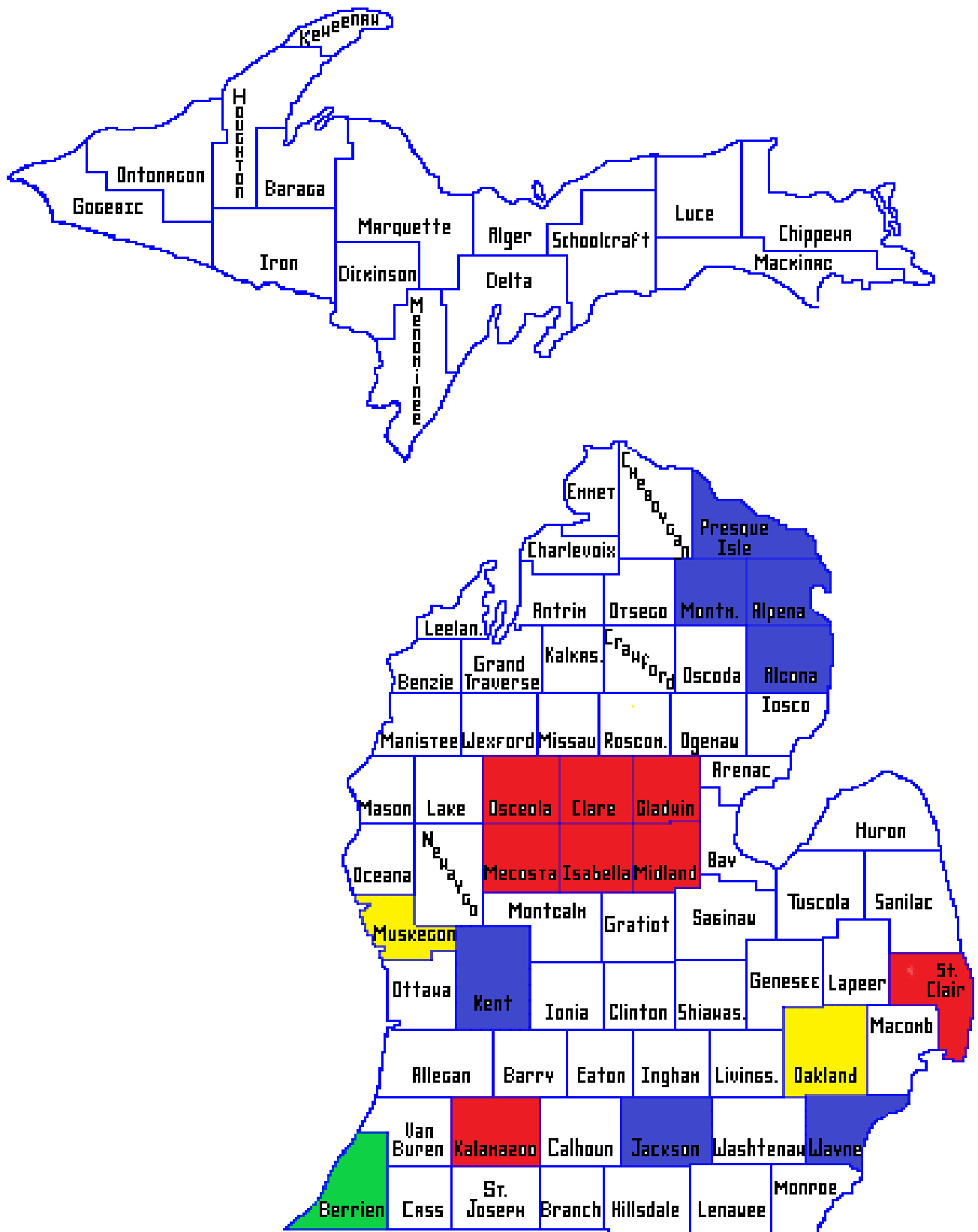


Figure 3 (IPS Sites at CMHSPs with at least a recognized external baseline review)



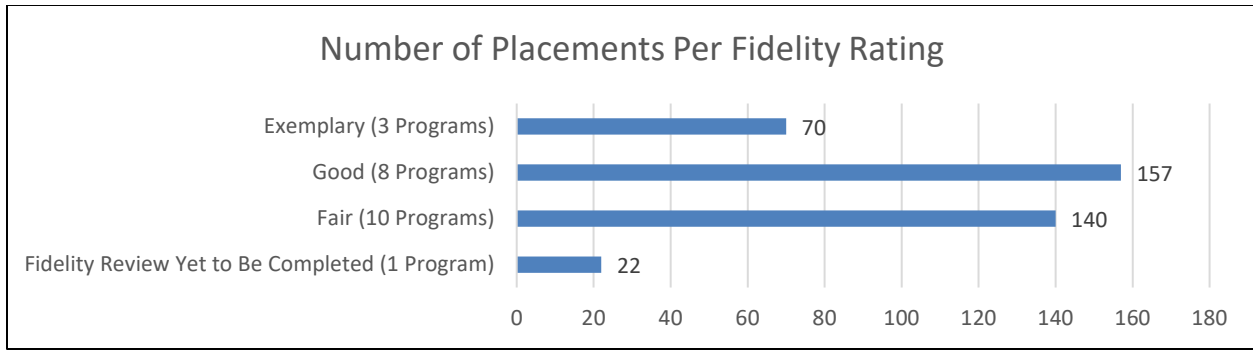


Table 1

Program Fidelity Standing	Number of New Job Starts During 3 <sup>rd</sup> Quarter	Number of Enrolled Consumers at Time of Report	Percentage of Caseload Employed
Exemplary	46	140	32%
Good	93	356	26%
Fair	200	745	27%
Below/No Fidelity Review	12	78	15%
<b>Totals</b>	<b>351</b>	<b>1319</b>	<b>27%</b>

Figure 4.1 (2016 Report Data)

Program Fidelity Standing	Number of New Job Starts During 3 <sup>rd</sup> Quarter	Number of Enrolled Consumers at Time of Report	Percentage of Caseload Employed
Exemplary (3 Programs)	70	219	32%
Good (8 Programs)	157	527	30%
Fair (10 Programs)	140	527	26.5%
Awaiting completion of external fidelity review (1 Program)	22	44	50%
<b>Totals</b>	<b>389</b>	<b>1317</b>	<b>29.5%</b>

Figure 4.2 (2017 Report Data)

The 22 providers participating in the survey all submitted their IPS program's average wage for employed consumers who were on active IPS staff caseloads from August 1<sup>st</sup>, 2017, through August 11<sup>th</sup>, 2017. The cumulative average wage per hour was \$10.10. This represents an increase of \$.12 per hour from the 2016 survey. The cumulative average hours worked per week was 26.31, compared with 24.63 hours per week in the 2016 survey, which represents an increase of 1.68 hours per week in 2017. The percent of caseload placed reported in 2017 was increased by 2.5% (Figure 4.1, 4.2). The cumulative average wage of \$10.10 per hour is \$1.20 per hour above current minimum wage for Michigan (Table 2).

Michigan Minimum Wage Rates			
MICHIGAN	Basic Minimum Rate (per hour)	Premium Pay After Designated Hours <sup>2</sup>	
		Daily	Weekly
<i>(Applicable to employers of 2 or more employees)</i>	\$8.90		40

<sup>2</sup> The overtime premium pay is one and one-half times the employee's regular rate, unless otherwise specified. The State law excludes from coverage any employment that is subject to the federal Fair Labor Standards Act unless the State wage rate is higher than the federal rate. <https://www.dol.gov/whd/minwage/america.htm#Michigan>

Table 2

The reported average wage of \$10.10 per hour exceeds the scheduled increase to Michigan's minimum wage through 2018 [http://www.michigan.gov/lara/0,4601,7-154-11407\\_32352-140972--,00.html](http://www.michigan.gov/lara/0,4601,7-154-11407_32352-140972--,00.html) (Table 3) with the lowest reported average wage being \$9.00 per hour and the highest reported average wage at \$12.00 per hour.

Effective Date	Minimum Hourly Wage Rate	Tipped Employee Hourly Wage Rate
Before September 1, 2014	\$7.40	\$2.65
September 1, 2014	\$8.15	\$3.10
January 1, 2016	\$8.50	\$3.23
January 1, 2017	\$8.90	\$3.38
January 1, 2018	\$9.25	\$3.52

Table 3

At the time of data collection, August 1<sup>st</sup>, 2017 through August 11<sup>th</sup>, 2017, 13 IPS programs reported no waiting list for services while nine (9) programs reported having a waiting list. The total number of consumers reported as waiting for IPS services was 226. This represents a decrease of 15 individuals on the waitlist from the baseline report in 2016. Of those consumers reported as being on a waiting list for IPS services, 92 are receiving services directly from a CMHSP site and 134 were receiving services directly from a contracted provider agency (Figure 5). There were 63 total IPS staff throughout all 22 IPS programs (vacant positions were not included in total) that accounted for 58.75 full-time employment (FTE) positions. Reported data represents an average caseload size of 20.9 consumers per IPS employment specialist.

In an effort to continue cultivating staff and program relationships with community partners, IPS providers responded about their working relationship with Michigan Rehabilitation Services (MRS) and the Bureau of Services for Blind Persons (BSBP). Of the 22 IPS providers, 59% report having a supportive relationship with MRS and 72% report not having mutually served consumers with BSBP (Table 4, Table 5, Figure 6).



Figure 5

How would you describe your IPS programs working relationship with Michigan Rehabilitation Services (MRS)

Answer Options	Supportive	Neutral	Not Supportive	Currently no shared consumer cases at this time	Response Percent	Response Count
Supportive	13	0	0	0	59.09%	13
Neutral	0	6	0	0	27.27%	6
Not Supportive	0	0	2	0	9.09%	2
Currently no shared consumer cases at this time	0	0	0	1	4.55%	1

Table 4

How would you describe your IPS programs working relationship with Bureau of Services for Blind Persons (BSBP)

Answer Options	Response Percent	Response Count
Supportive	9.09%	2
Neutral	9.09%	2
Not Supportive	9.09%	2
Currently no shared consumer cases at this time	72.73%	16
Comments		7
<i>answered question</i>		<b>22</b>
<i>skipped question</i>		<b>0</b>

Table 5

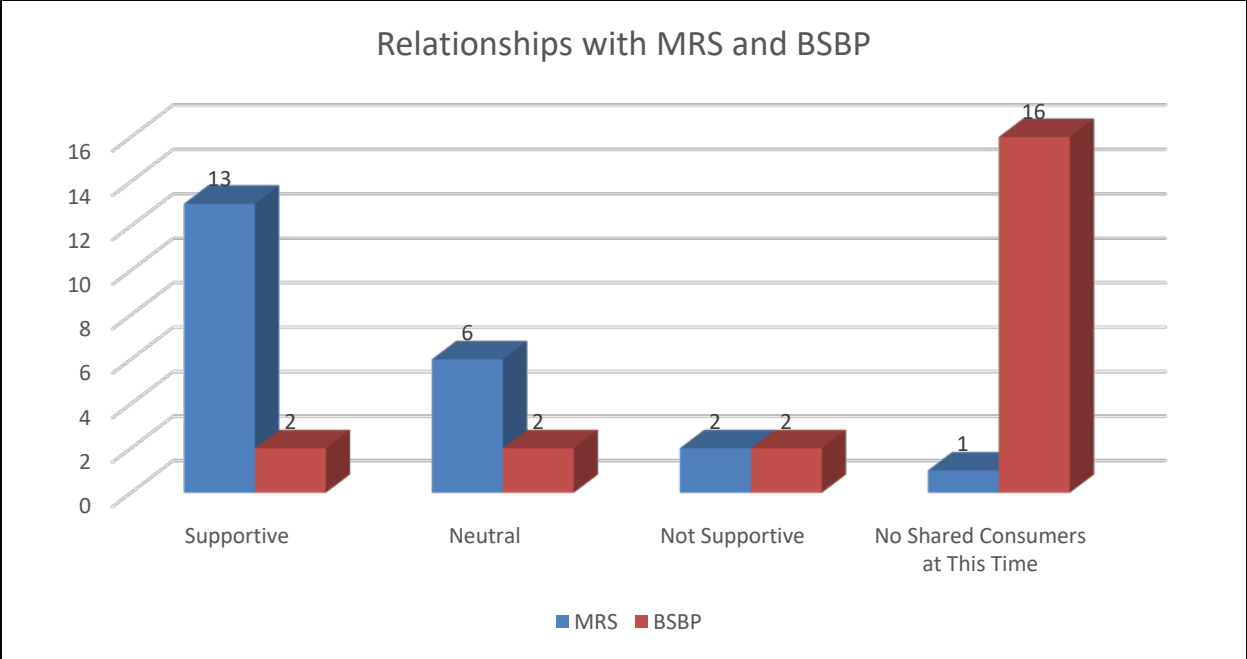


Figure 6

## Legend and Selected Data Points

### Appendix – A

Legend: Michigan - Recognized IPS Sites.....	21
Number of Sites, CMHSP Board or Provider, Year of Program Start, Rural or Urban.....	22
Staffing, Active Consumers, Waitlist.....	23
Number of Consumers on Healthy Michigan Plan.....	24
New Job Starts.....	25
Average Hours Worked.....	26
Average Wage Earned.....	27
Number of Days to Job Search.....	28
Number of Fidelity Reviews, Fidelity Review Score, Adherence to Fidelity Model.....	29-30
MRS, Cash Match.....	31
BSBP.....	32
Follow-along Supports, Average Length of Follow-along Supports.....	33
Non-Competitive Placements.....	34
Benefits Planning/Resources, Benefits to Work or Benefits Information Network Training.....	35-36

For the intent of this report, the following color code is used to identify program(s) by level of reported adherence to the fidelity model:

- Red - Exemplary
- Yellow - Good
- Blue - Fair
- Green - Awaiting completion of external fidelity review
- White - No IPS services offered

For counties with more than one IPS provider, the majority of fidelity model adherence is represented in pages 22 - 36.

Legend: Michigan - Recognized IPS Sites

Name	City/County(ies)	CMHSP
Arab Community Center for Economic & Social Services (ACCESS)	Dearborn/Wayne	Detroit Wayne Mental Health Authority
Central City Integrated Health formerly known as Detroit Central City Inc.	Detroit/Wayne	Detroit Wayne Mental Health Authority
Community Care Services, MI	Lincoln Park/Wayne	Detroit Wayne Mental Health Authority
CMH for Central Michigan	Clare, Gladwin, Isabella, Mecosta, Midland, Osceola	CMH for Central Michigan
Community Network Services	Southfield	Oakland Community Health Network
Development Centers	Detroit/Wayne	Detroit Wayne Mental Health Authority
Easterseals Michigan	Southfield	Oakland Community Health Network
HealthWest Michigan	Muskegon	HealthWest Michigan
Hope Network	Hillsdale, Jackson	Lifeways CMH
Interact of Michigan	Kent	Network 180
Interact of Michigan	Kalamazoo	Kalamazoo CMH & Substance Abuse Services
Lincoln Behavioral Services	Redford/Wayne	Detroit Wayne Mental Health Authority
New Center Community Services	Detroit/Wayne	Detroit Wayne Mental Health Authority
Northeast Guidance Center	Detroit/Wayne	Detroit Wayne Mental Health Authority
Northeast Michigan CMH Authority	Alcona, Alpena, Montmorency, Presque Isle	Northeast Michigan CMH Authority
Riverwood Center	Berrien	Berrien Mental Health Authority
Services to Enhance Potential	Dearborn/Wayne	Detroit Wayne Mental Health Authority
Southwest Counseling Solutions	Detroit/Wayne	Detroit Wayne Mental Health Authority
St. Clair County CMH	St. Clair	St. Clair County CMH
Team Wellness Center	Detroit/Wayne	Detroit Wayne Mental Health Authority
The Guidance Center	Southgate/Wayne	Detroit Wayne Mental Health Authority
Training and Treatment Innovations	Oxford	Oakland Community Health Network

Name of IPS Program	Number of IPS Teams Associated with Agency/Organization	Community Mental Health Board or Provider Agency	Year IPS Services Began	Urban/Rural
ACCESS	1	Provider Agency	2011	Urban
AuSable Valley Community Mental Health Authority	*Not Included in 2017 Report*			
Berrien Mental Health Authority	1	Community Mental Health Board	2013/2016	Rural
Central City Integrated Health formerly known as Detroit Central City Inc.	1	Provider Agency	2007	Urban
Community Care Services	1	Provider Agency	2007	Urban
Community Mental Health for Central Michigan	6	Community Mental Health Board	2008	Rural
Community Network Services	4	Provider Agency	2011	Urban
Development Centers	1	Provider Agency	2008	Urban
Easterseals Michigan	3	Provider Agency	2008	Urban
HealthWest	1	Community Mental Health Board	2007	Urban
Hope Network	1	Provider Agency	2010	Urban
InterAct of Michigan, Inc. - Kent	1	Provider Agency	2013	Urban
InterAct of Michigan, Inc. - Action Employment Services (AES) - Kalamazoo	1	Provider Agency	1999	Urban
Lincoln Behavioral Services	1	Provider Agency	2007	Urban
MRC Industries, Inc.	*Not Included in 2017 Report*			
New Center Community Services	1	Provider Agency	2007	Urban
North Country Community Mental Health	*Not Included in 2017 Report*			
Northeast Guidance Center	1	Provider Agency	2007	Urban
Northeast Michigan CMH Authority	1	Community Mental Health Board	2011	Rural
Saginaw County Community Mental Health Authority	*Not Included in 2017 Report*			
Services To Enhance Potential	2	Provider Agency	2014	Urban
Southwest Counseling Solutions	1	Provider Agency	2007	Urban
St. Clair County CMH Services	3	Community Mental Health Board	2012	Rural
Team Wellness Center	1	Provider Agency	2014	Urban
The Guidance Center	1	Provider Agency	2008	Urban
Training and Treatment Innovations	1	Provider Agency	2006	Urban

Name of IPS Program	Total Number of IPS Staff		Total Number of Active Consumers in IPS Program		Waiting List		Number of Consumers on Waiting List	
	2016	2017	2016	2017	2016	2017	2016	2017
ACCESS	1	1	11	56	No	No	0	0
AuSable Valley Community Mental Health Authority	3	-	34	-	No	-	0	-
Berrien Mental Health Authority	-	2	-	44	-	Yes	-	3
Central City Integrated Health formerly known as Detroit Central City Inc.	3	3	33	56	No	No	0	0
Community Care Services	1	1	18	20	Yes	Yes	20	5
Community Mental Health for Central Michigan	5	6	78	88	Yes	Yes	72	56
Community Network Services	5	4.5	85	105	No	Yes	0	61
Development Centers	4	1	53	30	No	Yes	0	11
Easterseals Michigan	5	5	66	88	Yes	Yes	6	33
HealthWest	6	5	100	140	Yes	Yes	19	18
Hope Network	2	1	23	33	No	No	0	0
InterAct of Michigan, Inc. - Kent	3	4	72	34	No	No	0	0
InterAct of Michigan, Inc. - Action Employment Services (AES) - Kalamazoo	4	3	62	51	No	No	0	0
Lincoln Behavioral Services	4	2	111	41	Yes	No	47	0
MRC Industries	4	-	45	-	No	-	0	-
New Center Community Services	4	3	53	113	No	No	0	0
North Country Community Mental Health	2	-	31	-	No	-	0	-
Northeast Guidance Center	2	1.5	22	40	No	No	0	0
Northeast Michigan CMH Authority	4	3	66	49	No	No	0	0
Saginaw County Community Mental Health Authority	5	-	78	-	No	-	0	-
Services To Enhance Potential	3	2	6	20	No	No	0	0
Southwest Counseling Solutions	5	3	51	62	Yes	Yes	41	24
St. Clair County CMH Services	4	5	64	80	Yes	Yes	31	15
Team Wellness Center	8	3	94	107	No	No	0	0
The Guidance Center	3	2	32	20	Yes	No	5	0
Training and Treatment Innovations	3	2	31	40	No	No	0	0



Name of IPS Program	Number of People that are receiving Healthy Michigan Plan (Affordable Care Act)
ACCESS	0
Berrien Mental Health Authority	17
Central City Integrated Health formerly known as Detroit Central City Inc.	31
Community Care Services	10
Community Mental Health for Central Michigan	47
Community Network Services	46
Development Centers	21
Easterseals Michigan	48
HealthWest	38
Hope Network	13
InterAct of Michigan, Inc. - Kent	0
InterAct of Michigan, Inc. – Action Employment Services (AES) - Kalamazoo	0
Lincoln Behavioral Services	14
New Center Community Services	40
Northeast Guidance Center	8
Northeast Michigan Mental Health Authority	21
Services To Enhance Potential	0
Southwest Counseling Solutions	24
St. Clair County CMH Services	40
Team Wellness Center	107
The Guidance Center	16
Training and Treatment Innovations	0

Name of IPS Program	New Job Starts	
	April 1, 2016 - June 30, 2016	April 1, 2017 - June 30, 2017
ACCESS	0	12
AuSable Valley Community Mental Health Authority	4	-
Berrien Mental Health Authority	-	22
Central City Integrated Health formerly known as Detroit Central City Inc.	12	8
Community Care Services	2	5
Community Mental Health for Central Michigan	32	34
Community Network Services	33	25
Development Centers	29	17
Easterseals Michigan	24	20
HealthWest	23	49
Hope Network	11	9
InterAct of Michigan, Inc. - Kent	20	24
InterAct of Michigan, Inc. - Action Employment Services (AES) - Kalamazoo	14	13
Lincoln Behavioral Services	12	17
MRC Industries	3	-
New Center Community Services	18	20
North Country Community Mental Health	15	-
Northeast Guidance Center	5	16
Northeast Michigan CMH Authority	14	19
Saginaw County Community Mental Health Authority	12	-
Services To Enhance Potential	1	1
Southwest Counseling Solutions	17	22
St. Clair County CMH Services	16	23
Team Wellness Center	12	9
The Guidance Center	6	7
Training and Treatment Innovations	16	17

Name of IPS Program	Average Number of Hours Per Week for Working Consumers on Active IPS Caseload	
	April 1, 2016 - June 30, 2016	April 1, 2017 - June 30, 2017
ACCESS	40	34
AuSable Valley Community Mental Health Authority	13	-
Berrien Mental Health Authority	-	27
Central City Integrated Health formerly known as Detroit Central City Inc.	24.88	29
Community Care Services	27.54	21
Community Mental Health for Central Michigan	28	29
Community Network Services	25.54	27
Development Centers	28	30
Easterseals Michigan	22	25
HealthWest	22	24
Hope Network	28	27
InterAct of Michigan, Inc. - Kent	30	23
InterAct of Michigan, Inc. - Action Employment Services (AES) - Kalamazoo	25.5	20
Lincoln Behavioral Services	22	20
MRC Industries	17	-
New Center Community Services	25	28
North Country Community Mental Health	21.58	-
Northeast Guidance Center	30	24
Northeast Michigan CMH Authority	22.97	29
Saginaw County Community Mental Health Authority	N/A	-
Services To Enhance Potential	20	20
Southwest Counseling Solutions	28.5	27
St. Clair County CMH Services	22.5	27
Team Wellness Center	25	32
The Guidance Center	20	31
Training and Treatment Innovations	20	25

Name of IPS Program	Average Wage Per Hour for Working Consumers on Active IPS Caseload	
	April 1, 2016 - June 30, 2016	April 1, 2017 - June 30, 2017
ACCESS	\$15.86	\$9.90
AuSable Valley Community Mental Health Authority	\$9.24	-
Berrien Mental Health Authority	-	\$9.73
Central City Integrated Health formerly known as Detroit Central City Inc.	No Response	\$9.83
Community Care Services	\$9.54	\$10.48
Community Mental Health for Central Michigan	\$9.30	\$9.89
Community Network Services	\$11.96	\$11.00
Development Centers	\$9.94	\$10.20
Easterseals Michigan	\$10.50	\$12.00
HealthWest	\$9.21	\$9.65
Hope Network	\$9.05	\$10.42
InterAct of Michigan, Inc. - Kent	\$9.35	\$9.28
InterAct of Michigan, Inc. - Action Employment Services (AES) - Kalamazoo	\$9.23	\$10.37
Lincoln Behavioral Services	\$10.73	\$11.66
MRC Industries	\$9.31	-
New Center Community Services	\$11.50	\$9.12
North Country Community Mental Health	\$8.66	-
Northeast Guidance Center	\$10.00	\$9.85
Northeast Michigan CMH Authority	\$8.95	\$9.90
Saginaw County Community Mental Health Authority	\$9.96	-
Services To Enhance Potential	\$9.00	\$9.00
Southwest Counseling Solutions	\$9.42	\$10.00
St. Clair County CMH Services	\$9.71	\$9.85
Team Wellness Center	\$10.00	\$9.00
The Guidance Center	\$9.50	\$9.70
Training and Treatment Innovations	\$9.50	\$11.29

Name of IPS Program	Average Number of Days from Initial Vocational Profile to First Documented Community Based Job Search	
	2016	2017
ACCESS	Within 30 Days	Within 30 Days
AuSable Valley Community Mental Health Authority	Within 30 Days	-
Berrien Mental Health Authority	-	Within 30 Days
Central City Integrated Health formerly known as Detroit Central City Inc.	Within 30 Days	Within 30 Days
Community Care Services	Within 30 Days	Within 30 Days
Community Mental Health for Central Michigan	Within 30 Days	Within 30 Days
Community Network Services	Within 30 Days	Within 30 Days
Development Centers	31-60 Days	31-60 Days
Easterseals Michigan	Within 30 Days	Within 30 Days
HealthWest	Within 30 Days	Within 30 Days
Hope Network	Within 30 Days	Within 30 Days
InterAct of Michigan, Inc. - Kent	Within 30 Days	Within 30 Days
InterAct of Michigan, Inc. - Action Employment Services (AES) - Kalamazoo	Within 30 Days	Within 30 Days
Lincoln Behavioral Services	31-60 Days	Within 30 Days
MRC Industries	31-60 Days	-
New Center Community Services	Within 30 Days	Within 30 Days
North Country Community Mental Health	31-60 Days	-
Northeast Guidance Center	Within 30 Days	Within 30 Days
Northeast Michigan CMH Authority	31-60 Days	31-60 Days
Saginaw County Community Mental Health Authority	Within 30 Days	-
Services To Enhance Potential	31-60 Days	Within 30 Days
Southwest Counseling Solutions	31-60 Days	Within 30 Days
St. Clair County CMH Services	Within 30 Days	Within 30 Days
Team Wellness Center	Within 30 Days	Within 30 Days
The Guidance Center	31-60 Days	Within 30 Days
Training and Treatment Innovations	Within 30 Days	Within 30 Days

Name of IPS Program	Number of External Fidelity Reviews Completed	Score of Previous IPS Fidelity Review	Score of Most Recent IPS Fidelity Review	Fidelity Standing
ACCESS	3	91	87	Fair
AuSable Valley Community Mental Health Authority	*Not Included in 2017 Report*			
Berrien Mental Health Authority	N/A	N/A	N/A	N/A
Central City Integrated Health formerly known as Detroit Central City Inc.	1	84	90	Fair
Community Care Services	11	102	85	Fair
Community Mental Health for Central Michigan	3	116	119	Exemplary
Community Network Services	3	85	99	Fair
Development Centers	3	98	104	Good
Easterseals Michigan	4	95	113	Good
HealthWest	4	93	110	Good
Hope Network	3	92	94	Fair
InterAct of Michigan, Inc. - Kent	2	99	96	Fair
InterAct of Michigan, Inc. - Action Employment Services (AES) - Kalamazoo	3	115	118	Exemplary
Lincoln Behavioral Services	9	94	96	Fair
MRC Industries	*Not Included in 2017 Report*			
New Center Community Services	9	74	75	Fair
North Country Community Mental Health	*Not Included in 2017 Report*			
Northeast Guidance Center	2	81	101	Good
Northeast Michigan CMH Authority	4	93	91	Fair
Saginaw County Community Mental Health Authority	*Not Included in 2017 Report*			
Services To Enhance Potential	1	N/A	74	Fair
Southwest Counseling Solutions	9	85	102	Good
St. Clair County CMH Services	3	103	115	Exemplary
Team Wellness Center	2	N/A	101	Good

Name of IPS Program	Number of External Fidelity Reviews Completed	Score of Previous IPS Fidelity Review	Score of Most Recent IPS Fidelity Review	Fidelity Standing
The Guidance Center	4	-	102	Good
Training and Treatment Innovations	3	102	100	Good

Name of IPS Program	Description of Working Relationship with MRS		Interagency Cash Transfer Agreement	
	2016	2017	2016	2017
ACCESS	Supportive	Supportive	No	No
AuSable Valley Community Mental Health Authority	Supportive	-	No	-
Berrien Mental Health Authority	-	Supportive	-	Yes
Central City Integrated Health formerly known as Detroit Central City Inc.	No Shared Consumers At This Time	Supportive	No	No
Community Care Services	Not Supportive	Neutral	No	No
Community Mental Health for Central Michigan	Supportive	Supportive	Yes	Yes
Community Network Services	Supportive	Supportive	Yes	No
Development Centers	Neutral	Neutral	No	No
Easterseals Michigan	Supportive	Neutral	No	No
HealthWest	Supportive	Supportive	Yes	Yes
Hope Network	Neutral	Neutral	No	No
InterAct of Michigan, Inc. - Kent	No Shared Consumers At This Time	No Shared Consumer Cases At This Time	No	No
InterAct of Michigan, Inc. - Action Employment Services (AES) - Kalamazoo	Supportive	Supportive	No	No
Lincoln Behavioral Services	Neutral	Supportive	No	No
MRC Industries	Neutral	-	No	-
New Center Community Services	Neutral	Not Supportive	No	No
North Country Community Mental Health	No Shared Consumers At This Time	-	No	-
Northeast Guidance Center	Supportive	Supportive	No	No
Northeast Michigan CMH Authority	Supportive	Supportive	Yes	Yes
Saginaw County Community Mental Health Authority	Neutral	-	No	-
Services To Enhance Potential	Supportive	Supportive	No	No
Southwest Counseling Solutions	Supportive	Neutral	No	No
St. Clair County CMH Services	Neutral	Not Supportive	Yes	Yes
Team Wellness Center	Supportive	Supportive	No	No
The Guidance Center	Neutral	Neutral	No	No
Training and Treatment Innovations	Neutral	Supportive	No	No



Name of IPS Program	Description of Relationship with Bureau of Services for Blind Persons (BSBP)	
	2016	2017
ACCESS	No Shared Consumer Cases At This Time	No Shared Consumer Cases At This Time
AuSable Valley Community Mental Health Authority	No Shared Consumer Cases At This Time	-
Berrien Mental Health Authority	-	No Shared Consumer Cases At This Time
Central City Integrated Health formerly known as Detroit Central City Inc.	No Shared Consumer Cases At This Time	No Shared Consumer Cases At This Time
Community Care Services	Supportive	Neutral
Community Mental Health for Central Michigan	No Shared Consumer Cases At This Time	No Shared Consumer Cases At This Time
Community Network Services	Not Supportive	No Shared Consumer Cases At This Time
Development Centers	No Shared Consumer Cases At This Time	No Shared Consumer Cases At This Time
Easterseals Michigan	No Shared Consumer Cases At This Time	No Shared Consumer Cases At This Time
HealthWest	No Shared Consumer Cases At This Time	No Shared Consumer Cases At This Time
Hope Network	Neutral	No Shared Consumer Cases At This Time
InterAct of Michigan, Inc. - Kent	No Shared Consumer Cases At This Time	No Shared Consumer Cases At This Time
InterAct of Michigan, Inc. - Action Employment Services (AES) - Kalamazoo	Supportive	Supportive
Lincoln Behavioral Services	Neutral	No Shared Consumer Cases At This Time
MRC Industries	No Shared Consumer Cases At This Time	-
New Center Community Services	No Shared Consumer Cases At This Time	No Shared Consumer Cases At This Time
North Country Community Mental Health	No Shared Consumer Cases At This Time	-
Northeast Guidance Center	Supportive	No Shared Consumer Cases At This Time
Northeast Michigan CMH Authority	No Shared Consumer Cases At This Time	No Shared Consumer Cases At This Time
Saginaw County Community Mental Health Authority	No Shared Consumer Cases At This Time	-
Services To Enhance Potential	No Shared Consumer Cases At This Time	No Shared Consumer Cases At This Time
Southwest Counseling Solutions	Neutral	Neutral
St. Clair County CMH Services	Not Supportive	Not Supportive
Team Wellness Center	No Shared Consumer Cases At This Time	No Shared Consumer Cases At This Time
The Guidance Center	No Shared Consumer Cases At This Time	Supportive
Training and Treatment Innovations	No Shared Consumer Cases At This Time	Not Supportive

Name of IPS Program	Does IPS Program Provide Follow Along Supports?		Average Length of Follow Along Supports	
	2016	2017	2016	2017
ACCESS	Yes	Yes	12 or More Months	6-9 Months
AuSable Valley Community Mental Health Authority	Yes	-	12 or More Months	-
Berrien Mental Health Authority	-	Yes	-	3-6 Months
Central City Integrated Health formerly known as Detroit Central City Inc.	Yes	No	9-12 Months	9-12 Months
Community Care Services	Yes	Yes	9-12 Months	9-12 Months
Community Mental Health for Central Michigan	Yes	Yes	6-9 Months	6-9 Months
Community Network Services	Yes	Yes	12 or More Months	9-12 Months
Development Centers	Yes	Yes	1-3 Months	1-3 Months
Easterseals Michigan	Yes	Yes	9-12 Months	6-9 Months
HealthWest	Yes	Yes	9-12 Months	9-12 Months
Hope Network	Yes	Yes	6-9 Months	6-9 Months
InterAct of Michigan, Inc. - Kent	Yes	Yes	12 or More Months	12 or More Months
InterAct of Michigan, Inc. - Action Employment Services (AES) - Kalamazoo	Yes	Yes	12 or More Months	9-12 Months
Lincoln Behavioral Services	Yes	Yes	9-12 Months	3-6 Months
MRC Industries	Yes	-	12 or More Months	-
New Center Community Services	Yes	Yes	9-12 Months	3-6 Months
North Country Community Mental Health	Yes	-	9-12 Months	-
Northeast Guidance Center	Yes	Yes	9-12 Months	9-12 Months
Northeast Michigan CMH Authority	Yes	Yes	6-9 Months	3-6 Months
Saginaw County Community Mental Health Authority	Yes	-	9-12 Months	-
Services To Enhance Potential	Yes	Yes	12 or More Months	12 or More Months
Southwest Counseling Solutions	Yes	Yes	9-12 Months	6-9 Months
St. Clair County CMH Services	Yes	Yes	6-9 Months	6-9 Months
Team Wellness Center	Yes	Yes	9-12 Months	9-12 Months
The Guidance Center	Yes	Yes	6-9 Months	9-12 Months
Training and Treatment Innovations	Yes	Yes	3-6 Months	1-3 Months

Name of IPS Program	Does Your IPS Program Place Consumers in Non-Competitive Employment Settings?	
	2016	2017
ACCESS	No	No
AuSable Valley Community Mental Health Authority	No	-
Berrien Mental Health Authority	-	No
Central City Integrated Health formerly known as Detroit Central City Inc.	No	No
Community Care Services	Yes	No
Community Mental Health for Central Michigan	No	No
Community Network Services	No	No
Development Centers	Yes	No
Easterseals Michigan	No	No
HealthWest	No	No
Hope Network	No	No
InterAct of Michigan, Inc. - Kent	No	No
InterAct of Michigan, Inc. - Action Employment Services (AES) - Kalamazoo	No	No
Lincoln Behavioral Services	No	No
MRC Industries	No	-
New Center Community Services	Yes	No
North Country Community Mental Health	No	-
Northeast Guidance Center	Yes	No
Northeast Michigan CMH Authority	No	No
Saginaw County Community Mental Health Authority	No	-
Services To Enhance Potential	Yes	Yes
Southwest Counseling Solutions	No	No
St. Clair County CMH Services	No	No
Team Wellness Center	No	No
The Guidance Center	No	No
Training and Treatment Innovations	No	No

Name of IPS Program	Resources Used to Provide Comprehensive Benefits Planning	Has Anyone from the IPS Team Attended a Benefits Planning Training led by BHDDA
ACCESS	Disability Benefits 101 (DB101)	Yes
AuSable Valley Community Mental Health Authority	*Not Included in 2017 Report*	
Berrien Mental Health Authority	Work Incentives Planning & Assistance (WIPA), Community Work Incentives Coordinator (CWIC), Benefits Analysis through Social Security Administration (SSA) Office	No
Central City Integrated Health formerly known as Detroit Central City Inc.	WIPA, Agency Benefits Planner On-Site	Yes
Community Care Services	WIPA, Agency Benefits Planner On-Site, CWIC, DB101	Yes
Community Mental Health for Central Michigan	WIPA, Agency Benefits Planner On-Site, CWIC, DB101	Yes
Community Network Services	Agency Does Not Currently Provide Comprehensive Benefits Planning At This Time	Yes
Development Centers	WIPA, DB101	Yes
Easterseals Michigan	WIPA, Agency Benefits Planner On-Site, DB101	Yes
HealthWest	CWIC, DB101	Yes
Hope Network	DB101	Yes
InterAct of Michigan, Inc. - Kent	Agency Does Not Currently Provide Comprehensive Benefits Planning At This Time	Yes
InterAct of Michigan, Inc. - Action Employment Services (AES) – Kalamazoo	WIPA, DB101	No
Lincoln Behavioral Services	WIPA, Agency Benefits Planner On-Site, DB101	Yes
MRC Industries	*Not Included in 2017 Report*	
New Center Community Services	Agency Benefits Planner On-Site	Yes
North Country Community Mental Health	*Not Included in 2017 Report*	
Northeast Guidance Center	WIPA	No
Northeast Michigan CMH Authority	DB101	Yes
Saginaw County Community Mental Health Authority	*Not Included in 2017 Report*	
Services To Enhance Potential	WIPA, DB101	Yes
Southwest Counseling Solutions	WIPA, CWIC, DB101, Good Relationship with local SSA Office	Yes
St. Clair County CMH Services	WIPA, CWIC, DB101	Yes
Team Wellness Center	WIPA, DB101	Yes

Name of IPS Program	Resources Used to Provide Comprehensive Benefits Planning	Has Anyone from the IPS Team Attended a Benefits Planning Training led by BHDDA
The Guidance Center	WIPA	Yes
Training and Treatment Innovations	WIPA, Agency Benefits Planner On-Site	Yes

## Survey Responses from Recognized IPS Sites

### Appendix – B

ACCESS.....	38-39
Berrien Mental Health Authority – Riverwood Center.....	40-41
Central City Integrated Health formerly known as Detroit Central City Inc. ....	42-43
Community Care Services.....	44-45
Community Mental Health for Central Michigan.....	46-47
Community Network Services.....	48-49
Development Centers.....	50-51
Easterseals Michigan.....	52-53
HealthWest.....	54-55
Hope Network.....	56-57
InterAct of Michigan, Inc. – Kent.....	58-59
InterAct of Michigan, Inc. - Action Employment Services (AES) - Kalamazoo.....	60-61
Lincoln Behavioral Services.....	62-63
New Center Community Services.....	64-65
Northeast Guidance Center.....	66-67
Northeast MI CMH Authority .....	68-69
Services to Enhance Potential.....	70-71
Southwest Counseling Solutions.....	72-73
St. Clair County CMH Services.....	74-75
Team Wellness Center.....	76-77
The Guidance Center.....	78-79
Training and Treatment Innovations.....	80-81

- Q1 Name and location of your agency/organization?  
ACCESS 6450 Maple Dearborn MI 48126
- Q2 Number of IPS sites and each location associated with your agency/organization?  
ACCESS 6450 Maple Dearborn MI 48126
- Q3 Are you a Community Mental Health Board or Provider Agency?  
Provider Agency
- Q4 What year did your agency implement Individual Placement and Support (formerly known as Evidence Based Practice Supported Employment)?  
2011
- Q5 Would your primary service area be considered Rural or Urban?  
Urban
- Q6 Has your IPS program had an external fidelity review?  
Yes
- Q7 How many external fidelity reviews has your IPS program had completed?  
Number of external fidelity reviews 3
- Q8 What was the score of your IPS program's most recent external fidelity review?  
Score 87
- Q9 Total FTE Employment Specialists (excluding the supervisor) with an IPS Caseload - (FTE = full-time equivalent). Include full-time and part-time positions. For example, 2 employment specialists working 20 hrs/week = 1 FTE. 1 FTE
- Q10 Total Number of IPS Employment Specialists 1 FTE
- Q11 Total Number of People on Caseload of IPS Supported Employment Staff. Include total number of clients that are on the assigned caseload of the IPS supported employment staff at any time during the reporting quarter (April 1-June 30, 2017). Only include those people (unduplicated) who received at least one employment service. Total Number of People on Caseload of IPS Supported Employment Staff 56
- Q12 Number of Persons Referred to IPS Services this quarter (all sources) - April 1-June 30, 2017  
Total Referrals 15
- Q13 Number of New Enrollees Admitted to the IPS Supported Employment Program During this Reporting Quarter (April 1-June 30, 2017). This number is a subset of total number served on IPS supported employment caseload this quarter. Total New Enrollees 15
- Q14 Does the IPS Supervisor have a working caseload? If yes, how many? Yes  
How Many? 10
- Q15 Does your IPS program currently have a waiting list? If yes, how many? No
- Q16 On average how many days does it take from initial vocational profile meeting to first documented community based job search? First face-to-face contact with an employer by the client or the employment specialist about a competitive job is on average within 30 days (one month) after program entry
- Q17 Does your IPS program place consumers in non-competitive employment settings? No  
Comments: Every consumer has been placed in competitive employment.
- Q18 Number of People (unduplicated) from IPS Supported Employment Caseload Working in Competitive Employment at Any time During the Quarter (April 1-June 30, 2017). Integrated competitive employment is defined as a community-based job that pays at least minimum wage, is available to any person, belongs to the worker and does not have time limits determined by the rehabilitation/mental health agency. Number of People (unduplicated) Working in Integrated Competitive Employment (April 1-June 30, 2017) 28
- Q19 Number of New Job Starts for All IPS Supported Employment Participants during the Quarter (April 1-June 30, 2017). Include all job starts. For example, one person starts three new jobs, which equals three job starts. New Job Starts (April 1-June 30, 2017) 12
- Q20 Average number of hours per week for working consumers on active IPS staff caseload? To calculate average - the sum of all of the numbers in a list divided by the number of items in that list. Example: 40, 35, 25, 20 = 120. 120/4 = 30 hours (Please round to the nearest whole number)  
Average Hours per Week 34
- Q21 Average wage per hour for working consumers on active IPS staff caseload? To calculate average - the sum of all of the numbers in a list divided by the number of items in that list. Example: \$11.75, \$10.00, \$9.75, \$8.50 = \$40.00. \$40.00/4 = \$10.00 per hour. Average Wage per Hour \$9.90

- Q22 Number of People Working Successfully in Individual Integrated Competitive Employment who Transitioned off (were closed from) the IPS Supported Employment Caseload this Quarter (April 1-June 30, 2017). Working Successfully and Closed from IPS Caseload during Quarter 18
- Q23 Does your IPS program provide follow along supports? Yes
- Q24 On average, how long are follow along supports provided? 6-9 months
- Q25 Number of People reaching 90 days of employment during quarter (April 1-June 30, 2017) 18
- Q26 Number of People reaching 6 months of employment during this quarter (April 1-June 30, 2017) 8
- Q27 Number of People reaching 1 year of employment during this quarter (April 1-June 30, 2017) 0
- Q28 How would you describe your IPS program's working relationship with Michigan Rehabilitation Service (MRS)? Supportive
- Q29 Number of People Opened by Michigan Rehabilitation Services during Quarter (April 1-June 30, 2017) 4
- Q30 Does your agency currently have an Interagency Cash Transfer Agreement (ICTA/Cash Match Agreement)? No
- Q31 How would you describe your IPS program's working relationship with Bureau of Services for Blind Persons (BSBP)? Currently no shared consumer cases at this time
- Q32 Number of People Opened by Bureau of Services for Blind Persons during Quarter (April 1-June 30, 2017) 0
- Q33 Does your agency provide comprehensive benefits planning that works with consumers on state and federal benefits and/or work incentives? Please select all of the resources you use below:  
B101
- Q34 Has anyone from the IPS team attended at minimum Benefits Information Networks (BIN) training and or Benefits to Work led by Behavioral Health and Development Disabilities Administration through the Michigan Association of Community Mental Health Board? Yes
- Q35 Number of People that are ONLY receiving SSI Medicaid on current active caseload 29
- Q36 Question misworded by State, deleted from report
- Q37 Number of People that are receiving both SSI & SSDI (concurrent) on current active caseload 0
- Q38 Number of People that are receiving Healthy Michigan Plan (Affordable Care Act) on current active caseload 0
- Q39 Number of People that are Veterans and receiving benefits (any combination) on current active caseload 0
- Q40 Number of People on IPS Supported Employment Caseload Enrolled in Education Programs During this Quarter (April 1-June 30, 2017). "Education" is defined as a "credit-bearing educational program"--- such as a technical school, college-- for which the person will receive documentation upon completion. Include GED prep classes. Number of People on IPS Supported Employment Caseload Enrolled in Education Programs during this Quarter 0
- Q41 Number of People on IPS Supported Employment Caseload who Enrolled in Education Programs During this Quarter (April 1-June 30, 2017). This number will be a subset of the total number enrolled in a credit-bearing education program this quarter. Number of People Who Enrolled in Education Programs during this Quarter 0



- Q1 Name and location of your agency/organization?  
Riverwood Center, Berrien County CMH 1485 M-139 Benton Harbor, MI 49022
- Q2 Number of IPS sites and each location associated with your agency/organization?  
One IPS program that covers all of Berrien County. The program is housed in Benton Harbor, but also utilizes the office in Niles, MI.
- Q3 Are you a Community Mental Health Board or Provider Agency? Community Mental Health Board
- Q4 What year did your agency implement Individual Placement and Support (formerly known as Evidence Based Practice Supported Employment)? Previously back in 2013, but program has restarted in 2016 and the first review is scheduled for later this month.
- Q5 Would your primary service area be considered Rural or Urban? Rural  
Comments: Combination of rural and urban settings in Berrien County.
- Q6 Has your IPS program had an external fidelity review? Yes  
Comments: Not since 2013. Program restarted with current staff in 2016, and the first review is schedule in August of 2017.
- Q7 How many external fidelity reviews has your IPS program had completed? Number of external fidelity reviews 0 under the current program. Comments Previously in 2013 under past staff and program.
- Q8 What was the score of your IPS program's most recent external fidelity review? Score No current score at this time  
Comments: The past program had scored 86 back in 2013.
- Q9 Total FTE Employment Specialists (excluding the supervisor) with an IPS Caseload - (FTE = full-time equivalent). Include full-time and part-time positions. For example, 2 employment specialists working 20 hrs/week = 1 FTE. 2
- Q10 Total Number of IPS Employment Specialists 2
- Q11 Total Number of People on Caseload of IPS Supported Employment Staff. Include total number of clients that are on the assigned caseload of the IPS supported employment staff at any time during the reporting quarter (April 1-June 30, 2017). Only include those people (unduplicated) who received at least one employment service. Total Number of People on Caseload of IPS Supported Employment Staff 44
- Q12 Number of Persons Referred to IPS Services this quarter (all sources) - April 1-June 30, 2017  
Total Referrals 25
- Q13 Number of New Enrollees Admitted to the IPS Supported Employment Program During this Reporting Quarter (April 1-June 30, 2017). This number is a subset of total number served on IPS supported employment caseload this quarter. Total New Enrollees 25
- Q14 Does the IPS Supervisor have a working caseload? If yes, how many? Yes How Many? 2
- Q15 Does your IPS program currently have a waiting list? If yes, how many? No
- Q16 On average how many days does it take from initial vocational profile meeting to first documented community based job search? First face-to-face contact with an employer by the client or the employment specialist about a competitive job is on average within 30 days (one month) after program entry
- Q17 Does your IPS program place consumers in non-competitive employment settings? No
- Q18 Number of People (unduplicated) from IPS Supported Employment Caseload Working in Competitive Employment at Any time During the Quarter (April 1-June 30, 2017). Integrated competitive employment is defined as a community-based job that pays at least minimum wage, is available to any person, belongs to the worker and does not have time limits determined by the rehabilitation/mental health agency. Number of People (unduplicated) Working in Integrated Competitive Employment (April 1-June 30, 2017) 26
- Q19 Number of New Job Starts for All IPS Supported Employment Participants during the Quarter (April 1-June 30, 2017). Include all job starts. For example, one person starts three new jobs, which equals three job starts. New Job Starts (April 1-June 30, 2017) 22
- Q20 Average number of hours per week for working consumers on active IPS staff caseload? To calculate average - the sum of all of the numbers in a list divided by the number of items in that list. Example: 40, 35, 25, 20 = 120. 120/4 = 30 hours (Please round to the nearest whole number) Average Hours per Week 27
- Q21 Average wage per hour for working consumers on active IPS staff caseload? To calculate average - the sum of all of the numbers in a list divided by the number of items in that list. Example: \$11.75, \$10.00, \$9.75, \$8.50 = \$40.00. \$40.00/4 = \$10.00 per hour. Average Wage per Hour \$9.73 per hour
- Q22 Number of People Working Successfully in Individual Integrated Competitive Employment who Transitioned off (were closed from) the IPS Supported Employment Caseload this Quarter (April 1-June 30, 2017). Working Successfully and Closed from IPS Caseload during Quarter 3
- Q23 Does your IPS program provide follow along supports? Yes
- Q24 On average, how long are follow along supports provided? 3-6 months
- Q25 Number of People reaching 90 days of employment during quarter (April 1-June 30, 2017) 3

- Q26 Number of People reaching 6 months of employment during this quarter (April 1-June 30, 2017) 0- Program had 3 successful closures in employment at over 5 months during this time
- Q27 Number of People reaching 1 year of employment during this quarter (April 1-June 30, 2017) 0
- Q28 How would you describe your IPS program's working relationship with Michigan Rehabilitation Service (MRS)?  
Supportive
- Q29 Number of People Opened by Michigan Rehabilitation Services during Quarter (April 1-June 30, 2017)  
6
- Q30 Does your agency currently have an Interagency Cash Transfer Agreement (ICTA/Cash Match Agreement)? Yes
- Q31 How would you describe your IPS program's working relationship with Bureau of Services for Blind Persons (BSBP)?  
Currently no shared consumer cases at this time
- Q32 Number of People Opened by Bureau of Services for Blind Persons during Quarter (April 1-June 30, 2017) 0
- Q33 Does your agency provide comprehensive benefits planning that works with consumers on state and federal benefits and/or work incentives? Please select all of the resources you use below:  
WIPA, CWIC, Other: Benefits analysis directly through Social Security Administration
- Q34 Has anyone from the IPS team attended at minimum Benefits Information Networks (BIN) training and or Benefits to Work led by Behavioral Health and Development Disabilities Administration through the Michigan Association of Community Mental Health Board? No
- Q35 Number of People that are ONLY receiving SSI Medicaid on current active caseload 15
- Q36 Question misworded by State, deleted from report
- Q37 Number of People that are receiving both SSI & SSDI (concurrent) on current active caseload 3
- Q38 Number of People that are receiving Healthy Michigan Plan (Affordable Care Act) on current active caseload  
17
- Q39 Number of People that are Veterans and receiving benefits (any combination) on current active caseload 0
- Q40 Number of People on IPS Supported Employment Caseload Enrolled in Education Programs During this Quarter (April 1-June 30, 2017). "Education" is defined as a "credit-bearing educational program"--- such as a technical school, college-- for which the person will receive documentation upon completion. Include GED prep classes. Number of People on IPS Supported Employment Caseload Enrolled in Education Programs during this Quarter 0
- Q41 Number of People on IPS Supported Employment Caseload who Enrolled in Education Programs During this Quarter (April 1-June 30, 2017). This number will be a subset of the total number enrolled in a credit-bearing education program this quarter. Number of People Who Enrolled in Education Programs during this Quarter 0

- Q1 Name and location of your agency/organization?  
Detroit Central City Community Mental health Agency-D.B.A.- Central City Integrated Health
- Q2 Number of IPS sites and each location associated with your agency/organization? One
- Q3 Are you a Community Mental Health Board or Provider Agency? Provider Agency
- Q4 What year did your agency implement Individual Placement and Support (formerly known as Evidence Based Practice Supported Employment)? **Respondent skipped this question**
- Q5 Would your primary service area be considered Rural or Urban? Urban
- Q6 Has your IPS program had an external fidelity review? Yes
- Q7 How many external fidelity reviews has your IPS program had completed? Number of external fidelity reviews1
- Q8 What was the score of your IPS program's most recent external fidelity review? Score 84-
- Q9 Total FTE Employment Specialists (excluding the supervisor) with an IPS Caseload - (FTE = full-time equivalent). Include full-time and part-time positions. For example, 2 employment specialists working 20 hrs/week = 1 FTE. 3-FTE
- Q10 Total Number of IPS Employment Specialists 3
- Q11 Total Number of People on Caseload of IPS Supported Employment Staff. Include total number of clients that are on the assigned caseload of the IPS supported employment staff at any time during the reporting quarter (April 1-June 30, 2017). Only include those people (unduplicated) who received at least one employment service. Total Number of People on Caseload of IPS Supported Employment Staff 56
- Q12 Number of Persons Referred to IPS Services this quarter (all sources) - April 1-June 30, 2017 Total Referrals 38
- Q13 Number of New Enrollees Admitted to the IPS Supported Employment Program During this Reporting Quarter (April 1-June 30, 2017). This number is a subset of total number served on IPS supported employment caseload this quarter. Total New Enrollees 38
- Q14 Does the IPS Supervisor have a working caseload? If yes, how many? Yes How Many? 18
- Q15 Does your IPS program currently have a waiting list? If yes, how many? No
- Q16 On average how many days does it take from initial vocational profile meeting to first documented community based job search? First face-to-face contact with an employer by the client or the employment specialist about a competitive job is on average within 30 days (one month) after program entry
- Q17 Does your IPS program place consumers in non-competitive employment settings? No
- Q18 Number of People (unduplicated) from IPS Supported Employment Caseload Working in Competitive Employment at Any time During the Quarter (April 1-June 30, 2017). Integrated competitive employment is defined as a community-based job that pays at least minimum wage, is available to any person, belongs to the worker and does not have time limits determined by the rehabilitation/mental health agency. Number of People (unduplicated) Working in Integrated Competitive Employment (April 1-June 30, 2017) 25
- Q19 Number of New Job Starts for All IPS Supported Employment Participants during the Quarter (April 1-June 30, 2017). Include all job starts. For example, one person starts three new jobs, which equals three job starts. New Job Starts (April 1-June 30, 2017) 8
- Q20 Average number of hours per week for working consumers on active IPS staff caseload? To calculate average - the sum of all of the numbers in a list divided by the number of items in that list. Example: 40, 35, 25, 20 = 120. 120/4 = 30 hours (Please round to the nearest whole number) Average Hours per Week 29.29 hours
- Q21 Average wage per hour for working consumers on active IPS staff caseload? To calculate average - the sum of all of the numbers in a list divided by the number of items in that list. Example: \$11.75, \$10.00, \$9.75, \$8.50 = \$40.00. \$40.00/4 = \$10.00 per hour. Comments \$9.83
- Q22 Number of People Working Successfully in Individual Integrated Competitive Employment who Transitioned off (were closed from) the IPS Supported Employment Caseload this Quarter (April 1-June 30, 2017). Working Successfully and Closed from IPS Caseload during Quarter 1
- Q23 Does your IPS program provide follow along supports? No
- Q24 On average, how long are follow along supports provided? 9-12 months
- Q25 Number of People reaching 90 days of employment during quarter (April 1-June 30, 2017) 6
- Q26 Number of People reaching 6 months of employment during this quarter (April 1-June 30, 2017) 2
- Q27 Number of People reaching 1 year of employment during this quarter (April 1-June 30, 2017) 2
- Q28 How would you describe your IPS program's working relationship with Michigan Rehabilitation Service (MRS)? Supportive
- Q29 Number of People Opened by Michigan Rehabilitation Services during Quarter (April 1-June 30, 2017) 4
- Q30 Does your agency currently have an Interagency Cash Transfer Agreement (ICTA/Cash Match Agreement)?No
- Q31 How would you describe your IPS program's working relationship with Bureau of Services for Blind Persons (BSBP)? Currently no shared consumer cases at this time

- Q32 Number of People Opened by Bureau of Services for Blind Persons during Quarter (April 1-June 30, 2017)  
0
- Q33 Does your agency provide comprehensive benefits planning that works with consumers on state and federal benefits and/or work incentives? Please select all of the resources you use below: WIPA Agency Benefits planner on site
- Q34 Has anyone from the IPS team attended at minimum Benefits Information Networks (BIN) training and or Benefits to Work led by Behavioral Health and Development Disabilities Administration through the Michigan Association of Community Mental Health Board? Yes Comments: from Cornell University
- Q35 Number of People that are ONLY receiving SSI Medicaid on current active caseload 32
- Q36 Question misworded by State, deleted from report
- Q37 Number of People that are receiving both SSI & SSDI (concurrent) on current active caseload 0
- Q38 Number of People that are receiving Healthy Michigan Plan (Affordable Care Act) on current active caseload 31
- Q39 Number of People that are Veterans and receiving benefits (any combination) on current active caseload 0
- Q40 Number of People on IPS Supported Employment Caseload Enrolled in Education Programs During this Quarter (April 1-June 30, 2017). "Education" is defined as a "credit-bearing educational program"--- such as a technical school, college-- for which the person will receive documentation upon completion. Include GED prep classes. Number of People on IPS Supported Employment Caseload Enrolled in Education Programs during this Quarter 0
- Q41 Number of People on IPS Supported Employment Caseload who Enrolled in Education Programs During this Quarter (April 1-June 30, 2017). This number will be a subset of the total number enrolled in a credit-bearing education program this quarter. Number of People Who Enrolled in Education Programs during this Quarter 0

- Q1 Name and location of your agency/organization?  
Community Care Services 26184 W. Outer Drive Lincoln Park, MI 48146 (313) 389-7500
- Q2 Number of IPS sites and each location associated with your agency/organization? One
- Q3 Are you a Community Mental Health Board or Provider Agency? Provider Agency
- Q4 What year did your agency implement Individual Placement and Support (formerly known as Evidence Based Practice Supported Employment)? 2007
- Q5 Would your primary service area be considered Rural or Urban? Urban
- Q6 Has your IPS program had an external fidelity review? Yes
- Q7 How many external fidelity reviews has your IPS program had completed? Number of external fidelity reviews 11
- Q8 What was the score of your IPS program's most recent external fidelity review? Score 85
- Q9 Total FTE Employment Specialists (excluding the supervisor) with an IPS Caseload - (FTE = full-time equivalent). Include full-time and part-time positions. For example, 2 employment specialists working 20 hrs/week = 1 FTE. One
- Q10 Total Number of IPS Employment Specialists One
- Q11 Total Number of People on Caseload of IPS Supported Employment Staff. Include total number of clients that are on the assigned caseload of the IPS supported employment staff at any time during the reporting quarter (April 1-June 30, 2017). Only include those people (unduplicated) who received at least one employment service. Total Number of People on Caseload of IPS Supported Employment Staff 20
- Q12 Number of Persons Referred to IPS Services this quarter (all sources) - April 1-June 30, 2017  
Total Referrals 18
- Q13 Number of New Enrollees Admitted to the IPS Supported Employment Program During this Reporting Quarter (April 1-June 30, 2017). This number is a subset of total number served on IPS supported employment caseload this quarter. Total New Enrollees 6
- Q14 Does the IPS Supervisor have a working caseload? If yes, how many? No
- Q15 Does your IPS program currently have a waiting list? If yes, how many? Yes Consumers on Waiting List: 5
- Q16 On average how many days does it take from initial vocational profile meeting to first documented community based job search? First face-to-face contact with an employer by the client or the employment specialist about a competitive job is on average within 30 days (one month) after program entry
- Q17 Does your IPS program place consumers in non-competitive employment settings? No
- Q18 Number of People (unduplicated) from IPS Supported Employment Caseload Working in Competitive Employment at Any time During the Quarter (April 1-June 30, 2017). Integrated competitive employment is defined as a community-based job that pays at least minimum wage, is available to any person, belongs to the worker and does not have time limits determined by the rehabilitation/mental health agency. Number of People (unduplicated) Working in Integrated Competitive Employment (April 1-June 30, 2017) 8
- Q19 Number of New Job Starts for All IPS Supported Employment Participants during the Quarter (April 1-June 30, 2017). Include all job starts. For example, one person starts three new jobs, which equals three job starts. New Job Starts (April 1-June 30, 2017) 5
- Q20 Average number of hours per week for working consumers on active IPS staff caseload? To calculate average - the sum of all of the numbers in a list divided by the number of items in that list. Example: 40, 35, 25, 20 = 120. 120/4 = 30 hours (Please round to the nearest whole number) Average Hours per Week 21
- Q21 Average wage per hour for working consumers on active IPS staff caseload? To calculate average - the sum of all of the numbers in a list divided by the number of items in that list. Example: \$11.75, \$10.00, \$9.75, \$8.50 = \$40.00. \$40.00/4 = \$10.00 per hour. Average Wage per Hour 10.48
- Q22 Number of People Working Successfully in Individual Integrated Competitive Employment who Transitioned off (were closed from) the IPS Supported Employment Caseload this Quarter (April 1-June 30, 2017). Working Successfully and Closed from IPS Caseload during Quarter 2
- Q23 Does your IPS program provide follow along supports? Yes
- Q24 On average, how long are follow along supports provided? 9-12 months
- Q25 Number of People reaching 90 days of employment during quarter (April 1-June 30, 2017) 6
- Q26 Number of People reaching 6 months of employment during this quarter (April 1-June 30, 2017) 7
- Q27 Number of People reaching 1 year of employment during this quarter (April 1-June 30, 2017) 5
- Q28 How would you describe your IPS program's working relationship with Michigan Rehabilitation Service (MRS)? Neutral
- Q29 Number of People Opened by Michigan Rehabilitation Services during Quarter (April 1-June 30, 2017) 4
- Q30 Does your agency currently have an Interagency Cash Transfer Agreement (ICTA/Cash Match Agreement)? No

- Q31 How would you describe your IPS program's working relationship with Bureau of Services for Blind Persons (BSBP)?  
Neutral
- Q32 Number of People Opened by Bureau of Services for Blind Persons during Quarter (April 1-June 30, 2017) 0
- Q33 Does your agency provide comprehensive benefits planning that works with consumers on state and federal benefits and/or work incentives? Please select all of the resources you use below: WIPA Agency Benefits planner on site, CWIC, DB101
- Q34 Has anyone from the IPS team attended at minimum Benefits Information Networks (BIN) training and or Benefits to Work led by Behavioral Health and Development Disabilities Administration through the Michigan Association of Community Mental Health Board? Yes
- Q35 Number of People that are ONLY receiving SSI Medicaid on current active caseload 3
- Q36 Question misworded by State, deleted from report
- Q37 Number of People that are receiving both SSI & SSDI (concurrent) on current active caseload 1
- Q38 Number of People that are receiving Healthy Michigan Plan (Affordable Care Act) on current active caseload 10
- Q39 Number of People that are Veterans and receiving benefits (any combination) on current active caseload 0
- Q40 Number of People on IPS Supported Employment Caseload Enrolled in Education Programs During this Quarter (April 1-June 30, 2017). "Education" is defined as a "credit-bearing educational program"--- such as a technical school, college-- for which the person will receive documentation upon completion. Include GED prep classes.  
Number of People on IPS Supported Employment Caseload Enrolled in Education Programs during this Quarter 0
- Q41 Number of People on IPS Supported Employment Caseload who Enrolled in Education Programs During this Quarter (April 1-June 30, 2017). This number will be a subset of the total number enrolled in a credit-bearing education program this quarter. Number of People Who Enrolled in Education Programs during this Quarter 0

Q1	Name and location of your agency/organization?	Community Mental Health for Central Michigan
Q2	Number of IPS sites and each location associated with your agency/organization?	6 - Isabella, Midland, Mecosta, Osceola, Clare, Gladwin
Q3	Are you a Community Mental Health Board or Provider Agency?	Community Mental Health Board
Q4	What year did your agency implement Individual Placement and Support (formerly known as Evidence Based Practice Supported Employment)?	2008
Q5	Would your primary service area be considered Rural or Urban?	Rural
Q6	Has your IPS program had an external fidelity review?	Yes
Q7	How many external fidelity reviews has your IPS program had completed?	Number of external fidelity reviews 3
Q8	What was the score of your IPS program's most recent external fidelity review?	Score 119 Comments Exemplary
Q9	Total FTE Employment Specialists (excluding the supervisor) with an IPS Caseload - (FTE = full-time equivalent). Include full-time and part-time positions. For example, 2 employment specialists working 20 hrs/week = 1 FTE.	6
Q10	Total Number of IPS Employment Specialists	6
Q11	Total Number of People on Caseload of IPS Supported Employment Staff. Include total number of clients that are on the assigned caseload of the IPS supported employment staff at any time during the reporting quarter (April 1-June 30, 2017). Only include those people (unduplicated) who received at least one employment service. Total Number of People on Caseload of IPS Supported Employment Staff	88 Comments CMCHM added additional employment specialist and were in the process of training/building caseloads during the requested reporting period.
Q12	Number of Persons Referred to IPS Services this quarter (all sources) - April 1-June 30, 2017	Total Referrals 56
Q13	Number of New Enrollees Admitted to the IPS Supported Employment Program During this Reporting Quarter (April 1-June 30, 2017). This number is a subset of total number served on IPS supported employment caseload this quarter.	Total New Enrollees 51
Q14	Does the IPS Supervisor have a working caseload? If yes, how many? Yes	How Many? 2
Q15	Does your IPS program currently have a waiting list? If yes, how many? Yes	Consumers on Waiting List: 56
Q16	On average how many days does it take from initial vocational profile meeting to first documented community based job search? First face-to-face contact with an employer by the client or the employment specialist about a competitive job is on average within 30 days (one month) after program entry	
Q17	Does your IPS program place consumers in non-competitive employment settings?	No Comments: All jobs are competitive!
Q18	Number of People (unduplicated) from IPS Supported Employment Caseload Working in Competitive Employment at Any time During the Quarter (April 1-June 30, 2017). Integrated competitive employment is defined as a community-based job that pays at least minimum wage, is available to any person, belongs to the worker and does not have time limits determined by the rehabilitation/mental health agency. Number of People (unduplicated) Working in Integrated Competitive Employment (April 1-June 30, 2017)	48
Q19	Number of New Job Starts for All IPS Supported Employment Participants during the Quarter (April 1-June 30, 2017). Include all job starts. For example, one person starts three new jobs, which equals three job starts. New Job Starts (April 1-June 30, 2017)	34
Q20	Average number of hours per week for working consumers on active IPS staff caseload? To calculate average - the sum of all of the numbers in a list divided by the number of items in that list. Example: 40, 35, 25, 20 = 120. 120/4 = 30 hours (Please round to the nearest whole number)	Average Hours per Week 29
Q21	Average wage per hour for working consumers on active IPS staff caseload? To calculate average - the sum of all of the numbers in a list divided by the number of items in that list. Example: \$11.75, \$10.00, \$9.75, \$8.50 = \$40.00. \$40.00/4 = \$10.00 per hour.	Average Wage per Hour \$9.89
Q22	Number of People Working Successfully in Individual Integrated Competitive Employment who Transitioned off (were closed from) the IPS Supported Employment Caseload this Quarter (April 1-June 30, 2017).	Working Successfully and Closed from IPS Caseload during Quarter 15
Q23	Does your IPS program provide follow along supports? Yes	Comments: Retention is discussed during the completion of the vocational profile and CMHCM's IPS team developed the retention packet that is currently on <a href="http://improvingmipractice.org">improvingmipractice.org</a> .
Q24	On average, how long are follow along supports provided?	6-9 months
Q25	Number of People reaching 90 days of employment during quarter (April 1-June 30, 2017)	15
Q26	Number of People reaching 6 months of employment during this quarter (April 1-June 30, 2017)	7
Q27	Number of People reaching 1 year of employment during this quarter (April 1-June 30, 2017)	10

- Q28 How would you describe your IPS program's working relationship with Michigan Rehabilitation Service (MRS)?  
Supportive
- Q29 Number of People Opened by Michigan Rehabilitation Services during Quarter (April 1-June 30, 2017) 8
- Q30 Does your agency currently have an Interagency Cash Transfer Agreement (ICTA/Cash Match Agreement)? Yes
- Q31 How would you describe your IPS program's working relationship with Bureau of Services for Blind Persons (BSBP)?  
Currently no shared consumer cases at this time
- Q32 Number of People Opened by Bureau of Services for Blind Persons during Quarter (April 1-June 30, 2017) 0
- Q33 Does your agency provide comprehensive benefits planning that works with consumers on state and federal benefits and/or work incentives? Please select all of the resources you use below: WIPA
- 
- Agency Benefits planner on site, CWIC, DB101, Other: CMHCM currently has one employment specialist that is in the process of completing CWIC training/certification.
- Q34 Has anyone from the IPS team attended at minimum Benefits Information Networks (BIN) training and or Benefits to Work led by Behavioral Health and Development Disabilities Administration through the Michigan Association of Community Mental Health Board? Yes  
Comments: All employment specialists have attended benefits training.
- Q35 Number of People that are ONLY receiving SSI Medicaid on current active caseload 14
- Q36 Question misworded by State, deleted from report
- Q37 Number of People that are receiving both SSI & SSDI (concurrent) on current active caseload 3
- Q38 Number of People that are receiving Healthy Michigan Plan (Affordable Care Act) on current active caseload  
47
- Q39 Number of People that are Veterans and receiving benefits (any combination) on current active caseload 0
- Q40 Number of People on IPS Supported Employment Caseload Enrolled in Education Programs During this Quarter (April 1-June 30, 2017). "Education" is defined as a "credit-bearing educational program"--- such as a technical school, college-- for which the person will receive documentation upon completion. Include GED prep classes. Number of People on IPS Supported Employment Caseload Enrolled in Education Programs during this Quarter 2
- Q41 Number of People on IPS Supported Employment Caseload who Enrolled in Education Programs During this Quarter (April 1-June 30, 2017). This number will be a subset of the total number enrolled in a credit-bearing education program this quarter. Number of People Who Enrolled in Education Programs during this Quarter 0



- Q1 Name and location of your agency/organization?  
Community Network Services Corporate Office 24230 Karim Boulevard Suite 100 Novi, MI 48375
- Q2 Number of IPS sites and each location associated with your agency/organization?  
Corporate headquarters in Novi and 3 satellite locations in Pontiac, Southfield and Waterford.
- Q3 Are you a Community Mental Health Board or Provider Agency? Provider Agency
- Q4 What year did your agency implement Individual Placement and Support (formerly known as Evidence Based Practice Supported Employment)? 2010
- Q5 Would your primary service area be considered Rural or Urban? Urban
- Q6 Has your IPS program had an external fidelity review? Yes
- Q7 How many external fidelity reviews has your IPS program had completed? Number of external fidelity reviews 3
- Q8 What was the score of your IPS program's most recent external fidelity review? Score 99
- Q9 Total FTE Employment Specialists (excluding the supervisor) with an IPS Caseload - (FTE = full-time equivalent). Include full-time and part-time positions. For example, 2 employment specialists working 20 hrs/week = 1 FTE. 4 FTE and 1 PTE
- Q10 Total Number of IPS Employment Specialists 4.5
- Q11 Total Number of People on Caseload of IPS Supported Employment Staff. Include total number of clients that are on the assigned caseload of the IPS supported employment staff at any time during the reporting quarter (April 1-June 30, 2017). Only include those people (unduplicated) who received at least one employment service. Total Number of People on Caseload of IPS Supported Employment Staff 105
- Q12 Number of Persons Referred to IPS Services this quarter (all sources) - April 1-June 30, 2017 Total Referrals 29
- Q13 Number of New Enrollees Admitted to the IPS Supported Employment Program During this Reporting Quarter (April 1-June 30, 2017). This number is a subset of total number served on IPS supported employment caseload this quarter. Total New Enrollees 23
- Q14 Does the IPS Supervisor have a working caseload? If yes, how many? Yes How Many? 4
- Q15 Does your IPS program currently have a waiting list? If yes, how many? Yes Consumers on Waiting List: 61 as of 08/02/17
- Q16 On average how many days does it take from initial vocational profile meeting to first documented community based job search? First face-to-face contact with an employer by the client or the employment specialist about a competitive job is on average within 30 days (one month) after program entry
- Q17 Does your IPS program place consumers in non-competitive employment settings? No
- Q18 Number of People (unduplicated) from IPS Supported Employment Caseload Working in Competitive Employment at Any time During the Quarter (April 1-June 30, 2017). Integrated competitive employment is defined as a community-based job that pays at least minimum wage, is available to any person, belongs to the worker and does not have time limits determined by the rehabilitation/mental health agency.  
Number of People (unduplicated) Working in Integrated Competitive Employment (April 1-June 30, 2017) 53
- Q19 Number of New Job Starts for All IPS Supported Employment Participants during the Quarter (April 1-June 30, 2017). Include all job starts. For example, one person starts three new jobs, which equals three job starts. New Job Starts (April 1-June 30, 2017) 25
- Q20 Average number of hours per week for working consumers on active IPS staff caseload? To calculate average - the sum of all of the numbers in a list divided by the number of items in that list. Example: 40, 35, 25, 20 = 120. 120/4 = 30 hours (Please round to the nearest whole number) Average Hours per Week 27
- Q21 Average wage per hour for working consumers on active IPS staff caseload? To calculate average - the sum of all of the numbers in a list divided by the number of items in that list. Example: \$11.75, \$10.00, \$9.75, \$8.50 = \$40.00. \$40.00/4 = \$10.00 per hour. Average Wage per Hour \$11.00
- Q22 Number of People Working Successfully in Individual Integrated Competitive Employment who Transitioned off (were closed from) the IPS Supported Employment Caseload this Quarter (April 1-June 30, 2017). Working Successfully and Closed from IPS Caseload during Quarter 4
- Q23 Does your IPS program provide follow along supports? Yes
- Q24 On average, how long are follow along supports provided? 9-12 months
- Q25 Number of People reaching 90 days of employment during quarter (April 1-June 30, 2017) 12
- Q26 Number of People reaching 6 months of employment during this quarter (April 1-June 30, 2017) 8
- Q27 Number of People reaching 1 year of employment during this quarter (April 1-June 30, 2017) 2
- Q28 How would you describe your IPS program's working relationship with Michigan Rehabilitation Service (MRS)? Supportive
- Q29 Number of People Opened by Michigan Rehabilitation Services during Quarter (April 1-June 30, 2017) 0 During 3rd quarter. However, 15 people are currently linked with MRS services.

- Q30 Does your agency currently have an Interagency Cash Transfer Agreement (ICTA/Cash Match Agreement)? No
- Q31 How would you describe your IPS program's working relationship with Bureau of Services for Blind Persons (BSBP)?  
Currently no shared consumer cases at this time  
Comments: 0 during 3rd quarter. However, 1 person was linked with BSBP services in the 2nd quarter.
- Q32 Number of People Opened by Bureau of Services for Blind Persons during Quarter (April 1-June 30, 2017) 0
- Q33 Does your agency provide comprehensive benefits planning that works with consumers on state and federal benefits and/or work incentives? Please select all of the resources you use below: Agency does not currently provide comprehensive benefits planning at this time
- Q34 Has anyone from the IPS team attended at minimum Benefits Information Networks (BIN) training and or Benefits to Work led by Behavioral Health and Development Disabilities Administration through the Michigan Association of Community Mental Health Board? Yes
- Q35 Number of People that are ONLY receiving SSI Medicaid on current active caseload 29
- Q36 Question misworded by State, deleted from report
- Q37 Number of People that are receiving both SSI & SSDI (concurrent) on current active caseload 12
- Q38 Number of People that are receiving Healthy Michigan Plan (Affordable Care Act) on current active caseload 46
- Q39 Number of People that are Veterans and receiving benefits (any combination) on current active caseload 1
- Q40 Number of People on IPS Supported Employment Caseload Enrolled in Education Programs During this Quarter (April 1-June 30, 2017). "Education" is defined as a "credit-bearing educational program"--- such as a technical school, college-- for which the person will receive documentation upon completion. Include GED prep classes. Number of People on IPS Supported Employment Caseload Enrolled in Education Programs during this Quarter 3
- Q41 Number of People on IPS Supported Employment Caseload who Enrolled in Education Programs During this Quarter (April 1-June 30, 2017). This number will be a subset of the total number enrolled in a credit-bearing education program this quarter. Number of People Who Enrolled in Education Programs during this Quarter 0

- Q1 Name and location of your agency/organization?  
Development Centers 24424 W. McNichols, Detroit, MI 48219
- Q2 Number of IPS sites and each location associated with your agency/organization? One program in the AOP Building serves all SMI consumers
- Q3 Are you a Community Mental Health Board or Provider Agency? Provider Agency
- Q4 What year did your agency implement Individual Placement and Support (formerly known as Evidence Based Practice Supported Employment)? FY 2008/2009
- Q5 Would your primary service area be considered Rural or Urban? Urban
- Q6 Has your IPS program had an external fidelity review? Yes
- Q7 How many external fidelity reviews has your IPS program had completed? Number of external fidelity reviews 5  
Comments 2 through BHPI, 3 with MiFAST
- Q8 What was the score of your IPS program's most recent external fidelity review? Score 104  
Comments Good Fidelity
- Q9 Total FTE Employment Specialists (excluding the supervisor) with an IPS Caseload - (FTE = full-time equivalent). Include full-time and part-time positions. For example, 2 employment specialists working 20 hrs/week = 1 FTE. One FTE
- Q10 Total Number of IPS Employment Specialists One
- Q11 Total Number of People on Caseload of IPS Supported Employment Staff. Include total number of clients that are on the assigned caseload of the IPS supported employment staff at any time during the reporting quarter (April 1-June 30, 2017). Only include those people (unduplicated) who received at least one employment service. Total Number of People on Caseload of IPS Supported Employment Staff 30
- Q12 Number of Persons Referred to IPS Services this quarter (all sources) - April 1-June 30, 2017 Total Referrals 58
- Q13 Number of New Enrollees Admitted to the IPS Supported Employment Program During this Reporting Quarter (April 1-June 30, 2017). This number is a subset of total number served on IPS supported employment caseload this quarter. Total New Enrollees 17
- Q14 Does the IPS Supervisor have a working caseload? If yes, how many? Yes How Many? 16
- Q15 Does your IPS program currently have a waiting list? If yes, how many? Yes  
Consumers on Waiting List: 11
- Q16 On average how many days does it take from initial vocational profile meeting to first documented community based job search? First face-to-face contact with an employer by the client or the employment specialist about a competitive job is on average 31 and 60 days (1-2 mos.) after program entry
- Q17 Does your IPS program place consumers in non-competitive employment settings? No  
Comments: We have in the past only by consumer choice. We have adjusted our procedure to provide guidance to case managers to place consumers in non-competitive employment. We strongly encourage competitive employment providing support and education as to the benefits of competitive employment.
- Q18 Number of People (unduplicated) from IPS Supported Employment Caseload Working in Competitive Employment at Any time During the Quarter (April 1-June 30, 2017). Integrated competitive employment is defined as a community-based job that pays at least minimum wage, is available to any person, belongs to the worker and does not have time limits determined by the rehabilitation/mental health agency. Number of People (unduplicated) Working in Integrated Competitive Employment (April 1-June 30, 2017) 31
- Q19 Number of New Job Starts for All IPS Supported Employment Participants during the Quarter (April 1-June 30, 2017). Include all job starts. For example, one person starts three new jobs, which equals three job starts. New Job Starts (April 1-June 30, 2017) 17
- Q20 Average number of hours per week for working consumers on active IPS staff caseload? To calculate average - the sum of all of the numbers in a list divided by the number of items in that list. Example: 40, 35, 25, 20 = 120. 120/4 = 30 hours (Please round to the nearest whole number) Average Hours per Week 30.5
- Q21 Average wage per hour for working consumers on active IPS staff caseload? To calculate average - the sum of all of the numbers in a list divided by the number of items in that list. Example: \$11.75, \$10.00, \$9.75, \$8.50 = \$40.00. \$40.00/4 = \$10.00 per hour. Average Wage per Hour \$10.20
- Q22 Number of People Working Successfully in Individual Integrated Competitive Employment who Transitioned off (were closed from) the IPS Supported Employment Caseload this Quarter (April 1-June 30, 2017). Working Successfully and Closed from IPS Caseload during Quarter 10
- Q23 Does your IPS program provide follow along supports? Yes
- Q24 On average, how long are follow along supports provided? 1-3 months. Comments: Consumer choice
- Q25 Number of People reaching 90 days of employment during quarter (April 1-June 30, 2017) 12
- Q26 Number of People reaching 6 months of employment during this quarter (April 1-June 30, 2017) 2

- Q27 Number of People reaching 1 year of employment during this quarter (April 1-June 30, 2017) 3
- Q28 How would you describe your IPS program's working relationship with Michigan Rehabilitation Service (MRS)? Neutral
- Q29 Number of People Opened by Michigan Rehabilitation Services during Quarter (April 1-June 30, 2017) 9
- Q30 Does your agency currently have an Interagency Cash Transfer Agreement (ICTA/Cash Match Agreement)? No
- Q31 How would you describe your IPS program's working relationship with Bureau of Services for Blind Persons (BSBP)?  
Currently no shared consumer cases at this time
- Q32 Number of People Opened by Bureau of Services for Blind Persons during Quarter (April 1-June 30, 2017) 0
- Q33 Does your agency provide comprehensive benefits planning that works with consumers on state and federal benefits and/or work incentives? Please select all of the resources you use below:  
WIPA, DB101, Other: All personnel in IPS program have received either BIN training or training through Cornelle. MRS also assists with connections to benefits planning.
- Q34 Has anyone from the IPS team attended at minimum Benefits Information Networks (BIN) training and or Benefits to Work led by Behavioral Health and Development Disabilities Administration through the Michigan Association of Community Mental Health Board? Yes
- Q35 Number of People that are ONLY receiving SSI Medicaid on current active caseload n/a
- Q36 Question misworded by State, deleted from report
- Q37 Number of People that are receiving both SSI & SSDI (concurrent) on current active caseload n/a
- Q38 Number of People that are receiving Healthy Michigan Plan (Affordable Care Act) on current active caseload 21
- Q39 Number of People that are Veterans and receiving benefits (any combination) on current active caseload 1
- Q40 Number of People on IPS Supported Employment Caseload Enrolled in Education Programs During this Quarter (April 1-June 30, 2017). "Education" is defined as a "credit-bearing educational program"--- such as a technical school, college-- for which the person will receive documentation upon completion. Include GED prep classes. Number of People on IPS Supported Employment Caseload Enrolled in Education Programs during this Quarter 1
- Q41 Number of People on IPS Supported Employment Caseload who Enrolled in Education Programs During this Quarter (April 1-June 30, 2017). This number will be a subset of the total number enrolled in a credit-bearing education program this quarter. Number of People Who Enrolled in Education Programs during this Quarter 2

- Q1 Name and location of your agency/organization?  
Easterseals Michigan, Southfield, MI
- Q2 Number of IPS sites and each location associated with your agency/organization?  
3: Southfield, Pontiac, Walled Lake
- Q3 Are you a Community Mental Health Board or Provider Agency? Provider Agency
- Q4 What year did your agency implement Individual Placement and Support (formerly known as Evidence Based Practice Supported Employment)? 2007
- Q5 Would your primary service area be considered Rural or Urban? Urban
- Q6 Has your IPS program had an external fidelity review? Yes
- Q7 How many external fidelity reviews has your IPS program had completed? Number of external fidelity reviews 4
- Q8 What was the score of your IPS program's most recent external fidelity review? Score 113
- Q9 Total FTE Employment Specialists (excluding the supervisor) with an IPS Caseload - (FTE = full-time equivalent). Include full-time and part-time positions. For example, 2 employment specialists working 20 hrs/week = 1 FTE. 4
- Q10 Total Number of IPS Employment Specialists 5
- Q11 Total Number of People on Caseload of IPS Supported Employment Staff. Include total number of clients that are on the assigned caseload of the IPS supported employment staff at any time during the reporting quarter (April 1-June 30, 2017). Only include those people (unduplicated) who received at least one employment service. Total Number of People on Caseload of IPS Supported Employment Staff 88
- Q12 Number of Persons Referred to IPS Services this quarter (all sources) - April 1-June 30, 2017  
Total Referrals 114
- Q13 Number of New Enrollees Admitted to the IPS Supported Employment Program During this Reporting Quarter (April 1-June 30, 2017). This number is a subset of total number served on IPS supported employment caseload this quarter. Total New Enrollees 54
- Q14 Does the IPS Supervisor have a working caseload? If yes, how many? Yes How Many? 10
- Q15 Does your IPS program currently have a waiting list? If yes, how many? Yes  
Consumers on Waiting List: 33
- Q16 On average how many days does it take from initial vocational profile meeting to first documented community based job search? First face-to-face contact with an employer by the client or the employment specialist about a competitive job is on average within 30 days (one month) after program entry
- Q17 Does your IPS program place consumers in non-competitive employment settings? No
- Q18 Number of People (unduplicated) from IPS Supported Employment Caseload Working in Competitive Employment at Any time During the Quarter (April 1-June 30, 2017). Integrated competitive employment is defined as a community-based job that pays at least minimum wage, is available to any person, belongs to the worker and does not have time limits determined by the rehabilitation/mental health agency. Number of People (unduplicated) Working in Integrated Competitive Employment (April 1-June 30, 2017) 35
- Q19 Number of New Job Starts for All IPS Supported Employment Participants during the Quarter (April 1-June 30, 2017). Include all job starts. For example, one person starts three new jobs, which equals three job starts. New Job Starts (April 1-June 30, 2017) 20
- Q20 Average number of hours per week for working consumers on active IPS staff caseload? To calculate average - the sum of all of the numbers in a list divided by the number of items in that list. Example: 40, 35, 25, 20 = 120. 120/4 = 30 hours (Please round to the nearest whole number) Average Hours per Week 25
- Q21 Average wage per hour for working consumers on active IPS staff caseload? To calculate average - the sum of all of the numbers in a list divided by the number of items in that list. Example: \$11.75, \$10.00, \$9.75, \$8.50 = \$40.00. \$40.00/4 = \$10.00 per hour. Average Wage per Hour 12
- Q22 Number of People Working Successfully in Individual Integrated Competitive Employment who Transitioned off (were closed from) the IPS Supported Employment Caseload this Quarter (April 1-June 30, 2017). Working Successfully and Closed from IPS Caseload during Quarter 15
- Q23 Does your IPS program provide follow along supports? Yes
- Q24 On average, how long are follow along supports provided? 6-9 months
- Q25 Number of People reaching 90 days of employment during quarter (April 1-June 30, 2017) 9
- Q26 Number of People reaching 6 months of employment during this quarter (April 1-June 30, 2017) 3
- Q27 Number of People reaching 1 year of employment during this quarter (April 1-June 30, 2017) 3
- Q28 How would you describe your IPS program's working relationship with Michigan Rehabilitation Service (MRS)? Neutral
- Q29 Number of People Opened by Michigan Rehabilitation Services during Quarter (April 1-June 30, 2017) 2
- Q30 Does your agency currently have an Interagency Cash Transfer Agreement (ICTA/Cash Match Agreement)? No

- Q31 How would you describe your IPS program's working relationship with Bureau of Services for Blind Persons (BSBP)?  
Currently no shared consumer cases at this time
- Q32 Number of People Opened by Bureau of Services for Blind Persons during Quarter (April 1-June 30, 2017) 0
- Q33 Does your agency provide comprehensive benefits planning that works with consumers on state and federal benefits and/or work incentives? Please select all of the resources you use below:  
WIPA, Agency Benefits planner on site, DB101,
- Q34 Has anyone from the IPS team attended at minimum Benefits Information Networks (BIN) training and or Benefits to Work led by Behavioral Health and Development Disabilities Administration through the Michigan Association of Community Mental Health Board? Yes Comments: All employment specialists have completed BIN training.
- Q35 Number of People that are ONLY receiving SSI Medicaid on current active caseload 13
- Q36 Question misworded by State, deleted from report
- Q37 Number of People that are receiving both SSI & SSDI (concurrent) on current active caseload 0
- Q38 Number of People that are receiving Healthy Michigan Plan (Affordable Care Act) on current active caseload 48
- Q39 Number of People that are Veterans and receiving benefits (any combination) on current active caseload 0
- Q40 Number of People on IPS Supported Employment Caseload Enrolled in Education Programs During this Quarter (April 1-June 30, 2017). "Education" is defined as a "credit-bearing educational program"--- such as a technical school, college-- for which the person will receive documentation upon completion. Include GED prep classes. Number of People on IPS Supported Employment Caseload Enrolled in Education Programs during this Quarter 1
- Q41 Number of People on IPS Supported Employment Caseload who Enrolled in Education Programs During this Quarter (April 1-June 30, 2017). This number will be a subset of the total number enrolled in a credit-bearing education program this quarter. Number of People Who Enrolled in Education Programs during this Quarter 2

- Q1 Name and location of your agency/organization?  
HealthWest 376 E. Apple Ave. Muskegon, MI 49442
- Q2 Number of IPS sites and each location associated with your agency/organization?  
1 -- The IPS Team is a program of HealthWest.
- Q3 Are you a Community Mental Health Board or Provider Agency? Community Mental Health Board
- Q4 What year did your agency implement Individual Placement and Support (formerly known as Evidence Based Practice Supported Employment)? 2007
- Q5 Would your primary service area be considered Rural or Urban? Urban
- Q6 Has your IPS program had an external fidelity review? Yes
- Q7 How many external fidelity reviews has your IPS program had completed? Number of external fidelity reviews 4
- Q8 What was the score of your IPS program's most recent external fidelity review? Score 110
- Q9 Total FTE Employment Specialists (excluding the supervisor) with an IPS Caseload - (FTE = full-time equivalent). Include full-time and part-time positions. For example, 2 employment specialists working 20 hrs/week = 1 FTE. 5
- Q10 Total Number of IPS Employment Specialists 5
- Q11 Total Number of People on Caseload of IPS Supported Employment Staff. Include total number of clients that are on the assigned caseload of the IPS supported employment staff at any time during the reporting quarter (April 1-June 30, 2017). Only include those people (unduplicated) who received at least one employment service. Total Number of People on Caseload of IPS Supported Employment Staff 140
- Q12 Number of Persons Referred to IPS Services this quarter (all sources) - April 1-June 30, 2017  
Total Referrals 63
- Q13 Number of New Enrollees Admitted to the IPS Supported Employment Program During this Reporting Quarter (April 1-June 30, 2017). This number is a subset of total number served on IPS supported employment caseload this quarter. Total New Enrollees 31
- Q14 Does the IPS Supervisor have a working caseload? If yes, how many? No
- Q15 Does your IPS program currently have a waiting list? If yes, how many? Yes  
Consumers on Waiting List: 18
- Q16 On average how many days does it take from initial vocational profile meeting to first documented community based job search?  
First face-to-face contact with an employer by the client or the employment specialist about a competitive job is on average within 30 days (one month) after program entry
- Q17 Does your IPS program place consumers in non-competitive employment settings? No
- Q18 Number of People (unduplicated) from IPS Supported Employment Caseload Working in Competitive Employment at Any time During the Quarter (April 1-June 30, 2017). Integrated competitive employment is defined as a community-based job that pays at least minimum wage, is available to any person, belongs to the worker and does not have time limits determined by the rehabilitation/mental health agency.  
Number of People (unduplicated) Working in Integrated Competitive Employment (April 1-June 30, 2017) 52
- Q19 Number of New Job Starts for All IPS Supported Employment Participants during the Quarter (April 1-June 30, 2017). Include all job starts. For example, one person starts three new jobs, which equals three job starts. New Job Starts (April 1-June 30, 2017) 49
- Q20 Average number of hours per week for working consumers on active IPS staff caseload? To calculate average - the sum of all of the numbers in a list divided by the number of items in that list. Example: 40, 35, 25, 20 = 120. 120/4 = 30 hours (Please round to the nearest whole number) Average Hours per Week 23.8
- Q21 Average wage per hour for working consumers on active IPS staff caseload? To calculate average - the sum of all of the numbers in a list divided by the number of items in that list. Example: \$11.75, \$10.00, \$9.75, \$8.50 = \$40.00. \$40.00/4 = \$10.00 per hour. Average Wage per Hour \$9.65
- Q22 Number of People Working Successfully in Individual Integrated Competitive Employment who Transitioned off (were closed from) the IPS Supported Employment Caseload this Quarter (April 1-June 30, 2017). Working Successfully and Closed from IPS Caseload during Quarter 6
- Q23 Does your IPS program provide follow along supports? Yes
- Q24 On average, how long are follow along supports provided? 9-12 months
- Q25 Number of People reaching 90 days of employment during quarter (April 1-June 30, 2017)  
5
- Q26 Number of People reaching 6 months of employment during this quarter (April 1-June 30, 2017) 4
- Q27 Number of People reaching 1 year of employment during this quarter (April 1-June 30, 2017) 2

- Q28 How would you describe your IPS program's working relationship with Michigan Rehabilitation Service (MRS)?  
Supportive  
Comments: Our MRS Counselor is co-located in our building three days a week. She attends our IPS meetings every other week.
- Q29 Number of People Opened by Michigan Rehabilitation Services during Quarter (April 1-June 30, 2017) 8
- Q30 Does your agency currently have an Interagency Cash Transfer Agreement (ICTA/Cash Match Agreement)? Yes
- Q31 How would you describe your IPS program's working relationship with Bureau of Services for Blind Persons (BSBP)?  
Currently no shared consumer cases at this time
- Q32 Number of People Opened by Bureau of Services for Blind Persons during Quarter (April 1-June 30, 2017) 0
- Q33 Does your agency provide comprehensive benefits planning that works with consumers on state and federal benefits and/or work incentives? Please select all of the resources you use below:  
CWIC, DB101
- Q34 Has anyone from the IPS team attended at minimum Benefits Information Networks (BIN) training and or Benefits to Work led by Behavioral Health and Development Disabilities Administration through the Michigan Association of Community Mental Health Board? Yes  
Comments: We had two IPS staff attend in the past year.
- Q35 Number of People that are ONLY receiving SSI Medicaid on current active caseload  
33 (There are 8 additional individuals whose MA is inactive as of this date.)
- Q36 Question misworded by State, deleted from report  
3 -- These are individuals who receive Medicare and are on a MA Spend-down.
- Q37 Number of People that are receiving both SSI & SSDI (concurrent) on current active caseload 20
- Q38 Number of People that are receiving Healthy Michigan Plan (Affordable Care Act) on current active caseload  
38
- Q39 Number of People that are Veterans and receiving benefits (any combination) on current active caseload 3
- Q40 Number of People on IPS Supported Employment Caseload Enrolled in Education Programs During this Quarter (April 1-June 30, 2017). "Education" is defined as a "credit-bearing educational program"--- such as a technical school, college-- for which the person will receive documentation upon completion. Include GED prep classes. Number of People on IPS Supported Employment Caseload Enrolled in Education Programs during this Quarter 12  
Comments The IPS team serves our Transition Age Youth program and thus the 12 individuals are currently enrolled in high school.
- Q41 Number of People on IPS Supported Employment Caseload who Enrolled in Education Programs During this Quarter (April 1-June 30, 2017). This number will be a subset of the total number enrolled in a credit-bearing education program this quarter. Number of People Who Enrolled in Education Programs during this Quarter 0



- Q1 Name and location of your agency/organization?  
Hope Network/ New Passages Jackson, Hillsdale
- Q2 Number of IPS sites and each location associated with your agency/organization?  
2- sites 1-Jackson 1-Hillsdale
- Q3 Are you a Community Mental Health Board or Provider Agency? Provider Agency
- Q4 What year did your agency implement Individual Placement and Support (formerly known as Evidence Based Practice Supported Employment)? 2010
- Q5 Would your primary service area be considered Rural or Urban? Urban
- Q6 Has your IPS program had an external fidelity review? Yes
- Q7 How many external fidelity reviews has your IPS program had completed? Number of external fidelity reviews 3
- Q8 What was the score of your IPS program's most recent external fidelity review? Score 94
- Q9 Total FTE Employment Specialists (excluding the supervisor) with an IPS Caseload - (FTE = full-time equivalent). Include full-time and part-time positions. For example, 2 employment specialists working 20 hrs/week = 1 FTE. 1
- Q10 Total Number of IPS Employment Specialists 1
- Q11 Total Number of People on Caseload of IPS Supported Employment Staff. Include total number of clients that are on the assigned caseload of the IPS supported employment staff at any time during the reporting quarter (April 1-June 30, 2017). Only include those people (unduplicated) who received at least one employment service. Total Number of People on Caseload of IPS Supported Employment Staff 33  
Comments 7/33 - pre-discharge status
- Q12 Number of Persons Referred to IPS Services this quarter (all sources) - April 1-June 30, 2017  
Total Referrals 12 Comments 9/12 admissions
- Q13 Number of New Enrollees Admitted to the IPS Supported Employment Program During this Reporting Quarter (April 1-June 30, 2017). This number is a subset of total number served on IPS supported employment caseload this quarter. Total New Enrollees 7 Comments 2/9 re-entries
- Q14 Does the IPS Supervisor have a working caseload? If yes, how many? Yes How Many? 5
- Q15 Does your IPS program currently have a waiting list? If yes, how many? No
- Q16 On average how many days does it take from initial vocational profile meeting to first documented community based job search? First face-to-face contact with an employer by the client or the employment specialist about a competitive job is on average within 30 days (one month) after program entry
- Q17 Does your IPS program place consumers in non-competitive employment settings? No
- Q18 Number of People (unduplicated) from IPS Supported Employment Caseload Working in Competitive Employment at Any time During the Quarter (April 1-June 30, 2017). Integrated competitive employment is defined as a community-based job that pays at least minimum wage, is available to any person, belongs to the worker and does not have time limits determined by the rehabilitation/mental health agency. Number of People (unduplicated) Working in Integrated Competitive Employment (April 1-June 30, 2017) 14
- Q19 Number of New Job Starts for All IPS Supported Employment Participants during the Quarter (April 1-June 30, 2017). Include all job starts. For example, one person starts three new jobs, which equals three job starts. New Job Starts (April 1-June 30, 2017) 9
- Q20 Average number of hours per week for working consumers on active IPS staff caseload? To calculate average - the sum of all of the numbers in a list divided by the number of items in that list. Example: 40, 35, 25, 20 = 120. 120/4 = 30 hours (Please round to the nearest whole number) Average Hours per Week 26.5
- Q21 Average wage per hour for working consumers on active IPS staff caseload? To calculate average - the sum of all of the numbers in a list divided by the number of items in that list. Example: \$11.75, \$10.00, \$9.75, \$8.50 = \$40.00. \$40.00/4 = \$10.00 per hour. Average Wage per Hour 10.42
- Q22 Number of People Working Successfully in Individual Integrated Competitive Employment who Transitioned off (were closed from) the IPS Supported Employment Caseload this Quarter (April 1-June 30, 2017). Working Successfully and Closed from IPS Caseload during Quarter 4
- Q23 Does your IPS program provide follow along supports? Yes
- Q24 On average, how long are follow along supports provided? 6-9 months
- Q25 Number of People reaching 90 days of employment during quarter (April 1-June 30, 2017) 6
- Q26 Number of People reaching 6 months of employment during this quarter (April 1-June 30, 2017) 4
- Q27 Number of People reaching 1 year of employment during this quarter (April 1-June 30, 2017) 4
- Q28 How would you describe your IPS program's working relationship with Michigan Rehabilitation Service (MRS)? Neutral
- Q29 Number of People Opened by Michigan Rehabilitation Services during Quarter (April 1-June 30, 2017) 3
- Q30 Does your agency currently have an Interagency Cash Transfer Agreement (ICTA/Cash Match Agreement)? No

- Q31 How would you describe your IPS program's working relationship with Bureau of Services for Blind Persons (BSBP)?  
Currently no shared consumer cases at this time
- Q32 Number of People Opened by Bureau of Services for Blind Persons during Quarter (April 1-June 30, 2017) 0
- Q33 Does your agency provide comprehensive benefits planning that works with consumers on state and federal benefits and/or work incentives? Please select all of the resources you use below:  
DB101
- Q34 Has anyone from the IPS team attended at minimum Benefits Information Networks (BIN) training and or Benefits to Work led by Behavioral Health and Development Disabilities Administration through the Michigan Association of Community Mental Health Board? Yes Comments: Attended Benefits to Work Training Attending BIN Training 2017/18 FY
- Q35 Number of People that are ONLY receiving SSI Medicaid on current active caseload 19
- Q36 Question misworded by State, deleted from report
- Q37 Number of People that are receiving both SSI & SSDI (concurrent) on current active caseload 9
- Q38 Number of People that are receiving Healthy Michigan Plan (Affordable Care Act) on current active caseload  
13
- Q39 Number of People that are Veterans and receiving benefits (any combination) on current active caseload 6
- Q40 Number of People on IPS Supported Employment Caseload Enrolled in Education Programs During this Quarter (April 1-June 30, 2017). "Education" is defined as a "credit-bearing educational program"--- such as a technical school, college-- for which the person will receive documentation upon completion. Include GED prep classes. Number of People on IPS Supported Employment Caseload Enrolled in Education Programs during this Quarter 3
- Q41 Number of People on IPS Supported Employment Caseload who Enrolled in Education Programs During this Quarter (April 1-June 30, 2017). This number will be a subset of the total number enrolled in a credit-bearing education program this quarter. Number of People Who Enrolled in Education Programs during this Quarter 1

- Q1 Name and location of your agency/organization?  
InterAct of Michigan 1131 Ionia NW Grand Rapids, MI 49503
- Q2 Number of IPS sites and each location associated with your agency/organization? 1
- Q3 Are you a Community Mental Health Board or Provider Agency? Provider Agency
- Q4 What year did your agency implement Individual Placement and Support (formerly known as Evidence Based Practice Supported Employment)? Oct. 2013
- Q5 Would your primary service area be considered Rural or Urban? Urban  
Comments: We cover the entire county of Kent
- Q6 Has your IPS program had an external fidelity review? Yes
- Q7 How many external fidelity reviews has your IPS program had completed? Number of external fidelity reviews 2
- Q8 What was the score of your IPS program's most recent external fidelity review? Score 96
- Q9 Total FTE Employment Specialists (excluding the supervisor) with an IPS Caseload - (FTE = full-time equivalent). Include full-time and part-time positions. For example, 2 employment specialists working 20 hrs/week = 1 FTE. 4-Full time ES
- Q10 Total Number of IPS Employment Specialists 5 including Supervisor
- Q11 Total Number of People on Caseload of IPS Supported Employment Staff. Include total number of clients that are on the assigned caseload of the IPS supported employment staff at any time during the reporting quarter (April 1-June 30, 2017). Only include those people (unduplicated) who received at least one employment service. Total Number of People on Caseload of IPS Supported Employment Staff 34
- Q12 Number of Persons Referred to IPS Services this quarter (all sources) - April 1-June 30, 2017  
Total Referrals 60
- Q13 Number of New Enrollees Admitted to the IPS Supported Employment Program During this Reporting Quarter (April 1-June 30, 2017). This number is a subset of total number served on IPS supported employment caseload this quarter. Total New Enrollees 60
- Q14 Does the IPS Supervisor have a working caseload? If yes, how many? Yes How Many? 14
- Q15 Does your IPS program currently have a waiting list? If yes, how many? No
- Q16 On average how many days does it take from initial vocational profile meeting to first documented community based job search? First face-to-face contact with an employer by the client or the employment specialist about a competitive job is on average within 30 days (one month) after program entry
- Q17 Does your IPS program place consumers in non-competitive employment settings? No
- Q18 Number of People (unduplicated) from IPS Supported Employment Caseload Working in Competitive Employment at Any time During the Quarter (April 1-June 30, 2017). Integrated competitive employment is defined as a community-based job that pays at least minimum wage, is available to any person, belongs to the worker and does not have time limits determined by the rehabilitation/mental health agency. Number of People (unduplicated) Working in Integrated Competitive Employment (April 1-June 30, 2017) 27
- Q19 Number of New Job Starts for All IPS Supported Employment Participants during the Quarter (April 1-June 30, 2017). Include all job starts. For example, one person starts three new jobs, which equals three job starts. New Job Starts (April 1-June 30, 2017) 24
- Q20 Average number of hours per week for working consumers on active IPS staff caseload? To calculate average - the sum of all of the numbers in a list divided by the number of items in that list. Example: 40, 35, 25, 20 = 120. 120/4 = 30 hours (Please round to the nearest whole number) Average Hours per Week 23
- Q21 Average wage per hour for working consumers on active IPS staff caseload? To calculate average - the sum of all of the numbers in a list divided by the number of items in that list. Example: \$11.75, \$10.00, \$9.75, \$8.50 = \$40.00. \$40.00/4 = \$10.00 per hour. Average Wage per Hour 9.28
- Q22 Number of People Working Successfully in Individual Integrated Competitive Employment who Transitioned off (were closed from) the IPS Supported Employment Caseload this Quarter (April 1-June 30, 2017). Working Successfully and Closed from IPS Caseload during Quarter 0
- Q23 Does your IPS program provide follow along supports? Yes
- Q24 On average, how long are follow along supports provided? 12 or more months
- Q25 Number of People reaching 90 days of employment during quarter (April 1-June 30, 2017)  
0
- Q26 Number of People reaching 6 months of employment during this quarter (April 1-June 30, 2017) 27
- Q27 Number of People reaching 1 year of employment during this quarter (April 1-June 30, 2017) 1
- Q28 How would you describe your IPS program's working relationship with Michigan Rehabilitation Service (MRS)?  
Currently no shared consumer cases at this time  
Comments: Several attempts have been made by InterAct to invite MRS to Team meetings, but they have yet to attend.

- Q29 Number of People Opened by Michigan Rehabilitation Services during Quarter (April 1-June 30, 2017) zero
- Q30 Does your agency currently have an Interagency Cash Transfer Agreement (ICTA/Cash Match Agreement)?  
No
- Q31 How would you describe your IPS program's working relationship with Bureau of Services for Blind Persons (BSBP)?  
Currently no shared consumer cases at this time  
Comments: Currently InterAct does not serve any individuals that require or qualify for this services
- Q32 Number of People Opened by Bureau of Services for Blind Persons during Quarter (April 1-June 30, 2017)  
**Respondent skipped this question**
- Q33 Does your agency provide comprehensive benefits planning that works with consumers on state and federal benefits and/or work incentives? Please select all of the resources you use below: Agency does not currently provide comprehensive benefits planning at this time  
Other: Currently we do not have a WIPA in our area. We offer and will take the individuals to the SSA office for benefits training
- Q34 Has anyone from the IPS team attended at minimum Benefits Information Networks (BIN) training and or Benefits to Work led by Behavioral Health and Development Disabilities Administration through the Michigan Association of Community Mental Health Board? Yes
- Q35 Number of People that are ONLY receiving SSI Medicaid on current active caseload  
We have this information in our records but unable to pull are a report on it.
- Q36 Question misworded by State, deleted from report  
We have this information in our records but unable to pull are a report on it
- Q37 Number of People that are receiving both SSI & SSDI (concurrent) on current active caseload  
**Respondent skipped this question**
- Q38 Number of People that are receiving Healthy Michigan Plan (Affordable Care Act) on current active caseload We have this information in our records but unable to pull are a report on it
- Q39 Number of People that are Veterans and receiving benefits (any combination) on current active caseload zero
- Q40 Number of People on IPS Supported Employment Caseload Enrolled in Education Programs During this Quarter (April 1-June 30, 2017). "Education" is defined as a "credit-bearing educational program"--- such as a technical school, college-- for which the person will receive documentation upon completion. Include GED prep classes. Number of People on IPS Supported Employment Caseload Enrolled in Education Programs during this Quarter zero
- Q41 Number of People on IPS Supported Employment Caseload who Enrolled in Education Programs During this Quarter (April 1-June 30, 2017). This number will be a subset of the total number enrolled in a credit-bearing education program this quarter. Number of People Who Enrolled in Education Programs during this Quarter zero

- Q1 Name and location of your agency/organization?  
Action Employment Services, InterAct of Michigan, Inc. Kalamazoo, MI
- Q2 Number of IPS sites and each location associated with your agency/organization?  
2, Kalamazoo
- Q3 Are you a Community Mental Health Board or Provider Agency? Provider Agency
- Q4 What year did your agency implement Individual Placement and Support (formerly known as Evidence Based Practice Supported Employment)? Kalamazoo- 1999
- Q5 Would your primary service area be considered Rural or Urban? Urban
- Q6 Has your IPS program had an external fidelity review? Yes  
Comments: Kalamazoo- 3
- Q7 How many external fidelity reviews has your IPS program had completed?  
Number of external fidelity reviews see above
- Q8 What was the score of your IPS program's most recent external fidelity review?  
Score 79, 100, 118
- Q9 Total FTE Employment Specialists (excluding the supervisor) with an IPS Caseload - (FTE = full-time equivalent). Include full-time and part-time positions. For example, 2 employment specialists working 20 hrs/week = 1 FTE. Kazoo- 3 FTE
- Q10 Total Number of IPS Employment Specialists Kazoo- 3
- Q11 Total Number of People on Caseload of IPS Supported Employment Staff. Include total number of clients that are on the assigned caseload of the IPS supported employment staff at any time during the reporting quarter (April 1-June 30, 2017). Only include those people (unduplicated) who received at least one employment service. Total Number of People on Caseload of IPS Supported Employment Staff Kazoo- ES-23, ES- 14, ES-14
- Q12 Number of Persons Referred to IPS Services this quarter (all sources) - April 1-June 30, 2017  
Total Referrals Kazoo- 23 referrals
- Q13 Number of New Enrollees Admitted to the IPS Supported Employment Program During this Reporting Quarter (April 1-June 30, 2017). This number is a subset of total number served on IPS supported employment caseload this quarter. Total New Enrollees Kazoo- 23
- Q14 Does the IPS Supervisor have a working caseload? If yes, how many? Yes How Many? Kazoo- 12
- Q15 Does your IPS program currently have a waiting list? If yes, how many? No
- Q16 On average how many days does it take from initial vocational profile meeting to first documented community based job search? First face-to-face contact with an employer by the client or the employment specialist about a competitive job is on average within 30 days (one month) after program entry
- Q17 Does your IPS program place consumers in non-competitive employment settings? No
- Q18 Number of People (unduplicated) from IPS Supported Employment Caseload Working in Competitive Employment at Any time During the Quarter (April 1-June 30, 2017). Integrated competitive employment is defined as a community-based job that pays at least minimum wage, is available to any person, belongs to the worker and does not have time limits determined by the rehabilitation/mental health agency. Number of People (unduplicated) Working in Integrated Competitive Employment (April 1-June 30, 2017) Kazoo- 85
- Q19 Number of New Job Starts for All IPS Supported Employment Participants during the Quarter (April 1-June 30, 2017). Include all job starts. For example, one person starts three new jobs, which equals three job starts. New Job Starts (April 1-June 30, 2017) Kazoo- 13
- Q20 Average number of hours per week for working consumers on active IPS staff caseload? To calculate average - the sum of all of the numbers in a list divided by the number of items in that list. Example: 40, 35, 25, 20 = 120. 120/4 = 30 hours (Please round to the nearest whole number) Average Hours per Week Kazoo- 20.17 hr.
- Q21 Average wage per hour for working consumers on active IPS staff caseload? To calculate average - the sum of all of the numbers in a list divided by the number of items in that list. Example: \$11.75, \$10.00, \$9.75, \$8.50 = \$40.00. \$40.00/4 = \$10.00 per hour. Average Wage per Hour Kazoo- \$10.37 an hr.
- Q22 Number of People Working Successfully in Individual Integrated Competitive Employment who Transitioned off (were closed from) the IPS Supported Employment Caseload this Quarter (April 1-June 30, 2017). Working Successfully and Closed from IPS Caseload during Quarter Kazoo- 7
- Q23 Does your IPS program provide follow along supports? Yes
- Q24 On average, how long are follow along supports provided? 9-12 months
- Q25 Number of People reaching 90 days of employment during quarter (April 1-June 30, 2017) Kazoo-3
- Q26 Number of People reaching 6 months of employment during this quarter (April 1-June 30, 2017) Kazoo- 2
- Q27 Number of People reaching 1 year of employment during this quarter (April 1-June 30, 2017)

- Kazoo-1 and this is difficult to track post data
- Q28 How would you describe your IPS program's working relationship with Michigan Rehabilitation Service (MRS)?  
Supportive
- Q29 Number of People Opened by Michigan Rehabilitation Services during Quarter (April 1-June 30, 2017) 1- per our milestone payment contract
- Q30 Does your agency currently have an Interagency Cash Transfer Agreement (ICTA/Cash Match Agreement)? No  
Comments: We are a provider, KCMHSAS (our CMH) has an agreement with MRS
- Q31 How would you describe your IPS program's working relationship with Bureau of Services for Blind Persons (BSBP)?  
Supportive  
Comments: We are trying to develop a relationship to provide them with IPS, but have not confirmed a contract.
- Q32 Number of People Opened by Bureau of Services for Blind Persons during Quarter (April 1-June 30, 2017)  
0
- Q33 Does your agency provide comprehensive benefits planning that works with consumers on state and federal benefits and/or work incentives? Please select all of the resources you use below:  
WIPA, DB101, Other: We utilize the WIPA's here @ Disability Network and each ES has some level of benefits training from our WIPA's.
- Q34 Has anyone from the IPS team attended at minimum Benefits Information Networks (BIN) training and or Benefits to Work led by Behavioral Health and Development Disabilities Administration through the Michigan Association of Community Mental Health Board? No
- Q35 Number of People that are ONLY receiving SSI Medicaid on current active caseload  
not able to track this data with our limited resources
- Q36 Question misworded by State, deleted from report  
not able to track this data with our limited resources
- Q37 Number of People that are receiving both SSI & SSDI (concurrent) on current active caseload  
not able to track this data with our limited resources
- Q38 Number of People that are receiving Healthy Michigan Plan (Affordable Care Act) on current active caseload not able to track this data with our limited resources
- Q39 Number of People that are Veterans and receiving benefits (any combination) on current active caseload not able to track this data with our limited resources
- Q40 Number of People on IPS Supported Employment Caseload Enrolled in Education Programs During this Quarter (April 1-June 30, 2017). "Education" is defined as a "credit-bearing educational program"--- such as a technical school, college-- for which the person will receive documentation upon completion. Include GED prep classes. Number of People on IPS Supported Employment Caseload Enrolled in Education Programs During this Quarter We don't track this data
- Q41 Number of People on IPS Supported Employment Caseload who Enrolled in Education Programs During this Quarter (April 1-June 30, 2017). This number will be a subset of the total number enrolled in a credit-bearing education program this quarter. Number of People Who Enrolled in Education Programs during this Quarter We don't track this data

- Q1 Name and location of your agency/organization?  
Lincoln Behavioral Services 9315 Telegraph Redford, MI 48239
- Q2 Number of IPS sites and each location associated with your agency/organization? 1
- Q3 Are you a Community Mental Health Board or Provider Agency? Provider Agency
- Q4 What year did your agency implement Individual Placement and Support (formerly known as Evidence Based Practice Supported Employment)? 2007
- Q5 Would your primary service area be considered Rural or Urban? Urban
- Q6 Has your IPS program had an external fidelity review? Yes
- Q7 How many external fidelity reviews has your IPS program had completed? Number of external fidelity reviews 9
- Q8 What was the score of your IPS program's most recent external fidelity review? Score 96
- Q9 Total FTE Employment Specialists (excluding the supervisor) with an IPS Caseload - (FTE = full-time equivalent). Include full-time and part-time positions. For example, 2 employment specialists working 20 hrs/week = 1 FTE. 2 FTE Specialist and 1 FTE Peer
- Q10 Total Number of IPS Employment Specialists 2
- Q11 Total Number of People on Caseload of IPS Supported Employment Staff. Include total number of clients that are on the assigned caseload of the IPS supported employment staff at any time during the reporting quarter (April 1-June 30, 2017). Only include those people (unduplicated) who received at least one employment service. Total Number of People on Caseload of IPS Supported Employment Staff 41
- Q12 Number of Persons Referred to IPS Services this quarter (all sources) - April 1-June 30, 2017  
Total Referrals 38
- Q13 Number of New Enrollees Admitted to the IPS Supported Employment Program During this Reporting Quarter (April 1-June 30, 2017). This number is a subset of total number served on IPS supported employment caseload this quarter. Total New Enrollees 17
- Q14 Does the IPS Supervisor have a working caseload? If yes, how many? No How Many? Provides coverage for all specialist as needed
- Q15 Does your IPS program currently have a waiting list? If yes, how many? No
- Q16 On average how many days does it take from initial vocational profile meeting to first documented community based job search? First face-to-face contact with an employer by the client or the employment specialist about a competitive job is on average within 30 days (one month) after program entry  
Comments: Sometimes less depending on variables
- Q17 Does your IPS program place consumers in non-competitive employment settings? No
- Q18 Number of People (unduplicated) from IPS Supported Employment Caseload Working in Competitive Employment at Any time During the Quarter (April 1-June 30, 2017). Integrated competitive employment is defined as a community-based job that pays at least minimum wage, is available to any person, belongs to the worker and does not have time limits determined by the rehabilitation/mental health agency. Number of People (unduplicated) Working in Integrated Competitive Employment (April 1-June 30, 2017) 33
- Q19 Number of New Job Starts for All IPS Supported Employment Participants during the Quarter (April 1-June 30, 2017). Include all job starts. For example, one person starts three new jobs, which equals three job starts. New Job Starts (April 1-June 30, 2017) 17
- Q20 Average number of hours per week for working consumers on active IPS staff caseload? To calculate average - the sum of all of the numbers in a list divided by the number of items in that list. Example: 40, 35, 25, 20 = 120. 120/4 = 30 hours (Please round to the nearest whole number) Average Hours per Week 20
- Q21 Average wage per hour for working consumers on active IPS staff caseload? To calculate average - the sum of all of the numbers in a list divided by the number of items in that list. Example: \$11.75, \$10.00, \$9.75, \$8.50 = \$40.00. \$40.00/4 = \$10.00 per hour. Average Wage per Hour 11.66
- Q22 Number of People Working Successfully in Individual Integrated Competitive Employment who Transitioned off (were closed from) the IPS Supported Employment Caseload this Quarter (April 1-June 30, 2017). Working Successfully and Closed from IPS Caseload during Quarter 10
- Q23 Does your IPS program provide follow along supports? Yes
- Q24 On average, how long are follow along supports provided? 3-6 months
- Q25 Number of People reaching 90 days of employment during quarter (April 1-June 30, 2017) 3
- Q26 Number of People reaching 6 months of employment during this quarter (April 1-June 30, 2017) 3
- Q27 Number of People reaching 1 year of employment during this quarter (April 1-June 30, 2017) 3
- Q28 How would you describe your IPS program's working relationship with Michigan Rehabilitation Service (MRS)?  
Supportive

- Q29 Number of People Opened by Michigan Rehabilitation Services during Quarter (April 1-June 30, 2017)  
0
- Q30 Does your agency currently have an Interagency Cash Transfer Agreement (ICTA/Cash Match Agreement)? No  
Comments: Medicaid Billable
- Q31 How would you describe your IPS program's working relationship with Bureau of Services for Blind Persons (BSBP)?  
Currently no shared consumer cases at this time
- Q32 Number of People Opened by Bureau of Services for Blind Persons during Quarter (April 1-June 30, 2017) 0
- Q33 Does your agency provide comprehensive benefits planning that works with consumers on state and federal benefits and/or work incentives? Please select all of the resources you use below:  
WIPA, Agency Benefits planner on site, DB101
- Q34 Has anyone from the IPS team attended at minimum Benefits Information Networks (BIN) training and or Benefits to Work led by Behavioral Health and Development Disabilities Administration through the Michigan Association of Community Mental Health Board? Yes
- Q35 Number of People that are ONLY receiving SSI Medicaid on current active caseload 13
- Q36 Question misworded by State, deleted from report
- Q37 Number of People that are receiving both SSI & SSDI (concurrent) on current active caseload 24
- Q38 Number of People that are receiving Healthy Michigan Plan (Affordable Care Act) on current active caseload 14
- Q39 Number of People that are Veterans and receiving benefits (any combination) on current active caseload 0
- Q40 Number of People on IPS Supported Employment Caseload Enrolled in Education Programs During this Quarter (April 1-June 30, 2017). "Education" is defined as a "credit-bearing educational program"--- such as a technical school, college-- for which the person will receive documentation upon completion. Include GED prep classes.  
Number of People on IPS Supported Employment Caseload Enrolled in Education Programs during this Quarter 0
- Q41 Number of People on IPS Supported Employment Caseload who Enrolled in Education Programs During this Quarter (April 1-June 30, 2017). This number will be a subset of the total number enrolled in a credit-bearing education program this quarter. Number of People Who Enrolled in Education Programs during this Quarter 0



- Q1 Name and location of your agency/organization?  
New Center Community Services 10001 Puritan Detroit, Michigan 48238
- Q2 Number of IPS sites and each location associated with your agency/organization?  
1 Site located at: 10001 Puritan Detroit, Michigan 48238
- Q3 Are you a Community Mental Health Board or Provider Agency? Provider Agency
- Q4 What year did your agency implement Individual Placement and Support (formerly known as Evidence Based Practice Supported Employment)? 2007
- Q5 Would your primary service area be considered Rural or Urban? Urban
- Q6 Has your IPS program had an external fidelity review? Yes
- Q7 How many external fidelity reviews has your IPS program had completed? Number of external fidelity reviews 9
- Q8 What was the score of your IPS program's most recent external fidelity review? Score 75
- Q9 Total FTE Employment Specialists (excluding the supervisor) with an IPS Caseload - (FTE = full-time equivalent). Include full-time and part-time positions. For example, 2 employment specialists working 20 hrs/week = 1 FTE. 3 FTE
- Q10 Total Number of IPS Employment Specialists 3
- Q11 Total Number of People on Caseload of IPS Supported Employment Staff. Include total number of clients that are on the assigned caseload of the IPS supported employment staff at any time during the reporting quarter (April 1-June 30, 2017). Only include those people (unduplicated) who received at least one employment service. Total Number of People on Caseload of IPS Supported Employment Staff 113
- Q12 Number of Persons Referred to IPS Services this quarter (all sources) - April 1-June 30, 2017  
Total Referrals 65
- Q13 Number of New Enrollees Admitted to the IPS Supported Employment Program During this Reporting Quarter (April 1-June 30, 2017). This number is a subset of total number served on IPS supported employment caseload this quarter. Total New Enrollees 60
- Q14 Does the IPS Supervisor have a working caseload? If yes, how many? No
- Q15 Does your IPS program currently have a waiting list? If yes, how many? No
- Q16 On average how many days does it take from initial vocational profile meeting to first documented community based job search? First face-to-face contact with an employer by the client or the employment specialist about a competitive job is on average within 30 days (one month) after program entry
- Q17 Does your IPS program place consumers in non-competitive employment settings? No
- Q18 Number of People (unduplicated) from IPS Supported Employment Caseload Working in Competitive Employment at Any time During the Quarter (April 1-June 30, 2017). Integrated competitive employment is defined as a community-based job that pays at least minimum wage, is available to any person, belongs to the worker and does not have time limits determined by the rehabilitation/mental health agency. Number of People (unduplicated) Working in Integrated Competitive Employment (April 1-June 30, 2017) 44
- Q19 Number of New Job Starts for All IPS Supported Employment Participants during the Quarter (April 1-June 30, 2017). Include all job starts. For example, one person starts three new jobs, which equals three job starts. New Job Starts (April 1-June 30, 2017) 20
- Q20 Average number of hours per week for working consumers on active IPS staff caseload? To calculate average - the sum of all of the numbers in a list divided by the number of items in that list. Example: 40, 35, 25, 20 = 120. 120/4 = 30 hours (Please round to the nearest whole number) Average Hours per Week 28
- Q21 Average wage per hour for working consumers on active IPS staff caseload? To calculate average - the sum of all of the numbers in a list divided by the number of items in that list. Example: \$11.75, \$10.00, \$9.75, \$8.50 = \$40.00. \$40.00/4 = \$10.00 per hour. Average Wage per Hour \$9.12
- Q22 Number of People Working Successfully in Individual Integrated Competitive Employment who Transitioned off (were closed from) the IPS Supported Employment Caseload this Quarter (April 1-June 30, 2017). Working Successfully and Closed from IPS Caseload during Quarter 1
- Q23 Does your IPS program provide follow along supports? Yes
- Q24 On average, how long are follow along supports provided? 3-6 months
- Q25 Number of People reaching 90 days of employment during quarter (April 1-June 30, 2017) 14
- Q26 Number of People reaching 6 months of employment during this quarter (April 1-June 30, 2017) 9
- Q27 Number of People reaching 1 year of employment during this quarter (April 1-June 30, 2017) 1
- Q28 How would you describe your IPS program's working relationship with Michigan Rehabilitation Service (MRS)? Not Supportive
- Q29 Number of People Opened by Michigan Rehabilitation Services during Quarter (April 1-June 30, 2017) 0
- Q30 Does your agency currently have an Interagency Cash Transfer Agreement (ICTA/Cash Match Agreement)? No

- Q31 How would you describe your IPS program's working relationship with Bureau of Services for Blind Persons (BSBP)?  
Currently no shared consumer cases at this time  
Comments: WE HAVE ONE CONSUMER THA WE HAVE BEEN ATTMEPTING TO GET SERVICES FOR
- Q32 Number of People Opened by Bureau of Services for Blind Persons during Quarter (April 1-June 30, 2017)  
0
- Q33 Does your agency provide comprehensive benefits planning that works with consumers on state and federal benefits and/or work incentives? Please select all of the resources you use below:  
Agency Benefits planner on site
- Q34 Has anyone from the IPS team attended at minimum Benefits Information Networks (BIN) training and or Benefits to Work led by Behavioral Health and Development Disabilities Administration through the Michigan Association of Community Mental Health Board? Yes
- Q35 Number of People that are ONLY receiving SSI Medicaid on current active caseload 39
- Q36 Question misworded by State, deleted from report
- Q37 Number of People that are receiving both SSI & SSDI (concurrent) on current active caseload 1
- Q38 Number of People that are receiving Healthy Michigan Plan (Affordable Care Act) on current active caseload  
40
- Q39 Number of People that are Veterans and receiving benefits (any combination) on current active caseload 0
- Q40 Number of People on IPS Supported Employment Caseload Enrolled in Education Programs During this Quarter (April 1-June 30, 2017). "Education" is defined as a "credit-bearing educational program"--- such as a technical school, college-- for which the person will receive documentation upon completion. Include GED prep classes. Number of People on IPS Supported Employment Caseload Enrolled in Education Programs during this Quarter 0
- Q41 Number of People on IPS Supported Employment Caseload who Enrolled in Education Programs During this Quarter (April 1-June 30, 2017). This number will be a subset of the total number enrolled in a credit-bearing education program this quarter. Number of People Who Enrolled in Education Programs during this Quarter 0

- Q1 Name and location of your agency/organization?  
Northeast Guidance Center 12800 East Warren Ave Detroit, MI 48215
- Q2 Number of IPS sites and each location associated with your agency/organization?  
1 IPS Site located at Northeast Guidance Center 12800 East Warren Ave Detroit, MI 48215
- Q3 Are you a Community Mental Health Board or Provider Agency? Provider Agency
- Q4 What year did your agency implement Individual Placement and Support (formerly known as Evidence Based Practice Supported Employment)? 2007
- Q5 Would your primary service area be considered Rural or Urban? Urban
- Q6 Has your IPS program had an external fidelity review? Yes
- Q7 How many external fidelity reviews has your IPS program had completed? Number of external fidelity reviews 2
- Q8 What was the score of your IPS program's most recent external fidelity review? Score 101-Good Fidelity
- Q9 Total FTE Employment Specialists (excluding the supervisor) with an IPS Caseload - (FTE = full-time equivalent). Include full-time and part-time positions. For example, 2 employment specialists working 20 hrs/week = 1 FTE. 1 FTE working 40 hours/week and 1 ES working 20 hours/week
- Q10 Total Number of IPS Employment Specialists 1.5
- Q11 Total Number of People on Caseload of IPS Supported Employment Staff. Include total number of clients that are on the assigned caseload of the IPS supported employment staff at any time during the reporting quarter (April 1-June 30, 2017). Only include those people (unduplicated) who received at least one employment service. Total Number of People on Caseload of IPS Supported Employment Staff 40
- Q12 Number of Persons Referred to IPS Services this quarter (all sources) - April 1-June 30, 2017  
Total Referrals 22
- Q13 Number of New Enrollees Admitted to the IPS Supported Employment Program During this Reporting Quarter (April 1-June 30, 2017). This number is a subset of total number served on IPS supported employment caseload this quarter. Total New Enrollees 2
- Q14 Does the IPS Supervisor have a working caseload? If yes, how many? No
- Q15 Does your IPS program currently have a waiting list? If yes, how many? No
- Q16 On average how many days does it take from initial vocational profile meeting to first documented community based job search? First face-to-face contact with an employer by the client or the employment specialist about a competitive job is on average within 30 days (one month) after program entry
- Q17 Does your IPS program place consumers in non-competitive employment settings? No
- Q18 Number of People (unduplicated) from IPS Supported Employment Caseload Working in Competitive Employment at Any time During the Quarter (April 1-June 30, 2017). Integrated competitive employment is defined as a community-based job that pays at least minimum wage, is available to any person, belongs to the worker and does not have time limits determined by the rehabilitation/mental health agency. Number of People (unduplicated) Working in Integrated Competitive Employment (April 1-June 30, 2017) 12
- Q19 Number of New Job Starts for All IPS Supported Employment Participants during the Quarter (April 1-June 30, 2017). Include all job starts. For example, one person starts three new jobs, which equals three job starts. New Job Starts (April 1-June 30, 2017) 16
- Q20 Average number of hours per week for working consumers on active IPS staff caseload? To calculate average - the sum of all of the numbers in a list divided by the number of items in that list. Example: 40, 35, 25, 20 = 120. 120/4 = 30 hours (Please round to the nearest whole number) Average Hours per Week 23.80
- Q21 Average wage per hour for working consumers on active IPS staff caseload? To calculate average - the sum of all of the numbers in a list divided by the number of items in that list. Example: \$11.75, \$10.00, \$9.75, \$8.50 = \$40.00. \$40.00/4 = \$10.00 per hour. Average Wage per Hour \$9.85
- Q22 Number of People Working Successfully in Individual Integrated Competitive Employment who Transitioned off (were closed from) the IPS Supported Employment Caseload this Quarter (April 1-June 30, 2017). Working Successfully and Closed from IPS Caseload during Quarter 0
- Q23 Does your IPS program provide follow along supports? Yes
- Q24 On average, how long are follow along supports provided? 9-12 months
- Q25 Number of People reaching 90 days of employment during quarter (April 1-June 30, 2017) 9
- Q26 Number of People reaching 6 months of employment during this quarter (April 1-June 30, 2017) 5
- Q27 Number of People reaching 1 year of employment during this quarter (April 1-June 30, 2017) 0
- Q28 How would you describe your IPS program's working relationship with Michigan Rehabilitation Service (MRS)?  
Supportive  
Comments: MRS worker retired in January-took 4 months to hire a new MRS staff, back on track for this quarter

- Q29 Number of People Opened by Michigan Rehabilitation Services during Quarter (April 1-June 30, 2017) 7
- Q30 Does your agency currently have an Interagency Cash Transfer Agreement (ICTA/Cash Match Agreement)? No
- Q31 How would you describe your IPS program's working relationship with Bureau of Services for Blind Persons (BSBP)?  
Currently no shared consumer cases at this time
- Q32 Number of People Opened by Bureau of Services for Blind Persons during Quarter (April 1-June 30, 2017) 0
- Q33 Does your agency provide comprehensive benefits planning that works with consumers on state and federal benefits and/or work incentives? Please select all of the resources you use below:  
WIPA
- Q34 Has anyone from the IPS team attended at minimum Benefits Information Networks (BIN) training and or Benefits to Work led by Behavioral Health and Development Disabilities Administration through the Michigan Association of Community Mental Health Board? No
- Q35 Number of People that are ONLY receiving SSI Medicaid on current active caseload 17
- Q36 Question misworded by State, deleted from report
- Q37 Number of People that are receiving both SSI & SSDI (concurrent) on current active caseload 1
- Q38 Number of People that are receiving Healthy Michigan Plan (Affordable Care Act) on current active caseload 8
- Q39 Number of People that are Veterans and receiving benefits (any combination) on current active caseload 0
- Q40 Number of People on IPS Supported Employment Caseload Enrolled in Education Programs During this Quarter (April 1-June 30, 2017). "Education" is defined as a "credit-bearing educational program"--- such as a technical school, college-- for which the person will receive documentation upon completion. Include GED prep classes. Number of People on IPS Supported Employment Caseload Enrolled in Education Programs during this Quarter 0
- Q41 Number of People on IPS Supported Employment Caseload who Enrolled in Education Programs During this Quarter (April 1-June 30, 2017). This number will be a subset of the total number enrolled in a credit-bearing education program this quarter. Number of People Who Enrolled in Education Programs during this Quarter 0

- Q1 Name and location of your agency/organization?  
Northeast MI CMH 400 Johnson, Alpena, MI
- Q2 Number of IPS sites and each location associated with your agency/organization?  
1 @ 228 S. Third St., Alpena, MI
- Q3 Are you a Community Mental Health Board or Provider Agency? Community Mental Health Board
- Q4 What year did your agency implement Individual Placement and Support (formerly known as Evidence Based Practice Supported Employment)? March 2011
- Q5 Would your primary service area be considered Rural or Urban? Rural
- Q6 Has your IPS program had an external fidelity review? Yes
- Q7 How many external fidelity reviews has your IPS program had completed?  
Number of external fidelity reviews 4
- Q8 What was the score of your IPS program's most recent external fidelity review? Score 91
- Q9 Total FTE Employment Specialists (excluding the supervisor) with an IPS Caseload - (FTE = full-time equivalent). Include full-time and part-time positions. For example, 2 employment specialists working 20 hrs/week = 1 FTE. 2.75
- Q10 Total Number of IPS Employment Specialists 3
- Q11 Total Number of People on Caseload of IPS Supported Employment Staff. Include total number of clients that are on the assigned caseload of the IPS supported employment staff at any time during the reporting quarter (April 1-June 30, 2017). Only include those people (unduplicated) who received at least one employment service. Total Number of People on Caseload of IPS Supported Employment Staff 49 Comments A 3/4 time Employment specialist was added June 13.
- Q12 Number of Persons Referred to IPS Services this quarter (all sources) - April 1-June 30, 2017  
Total Referrals 10
- Q13 Number of New Enrollees Admitted to the IPS Supported Employment Program During this Reporting Quarter (April 1-June 30, 2017). This number is a subset of total number served on IPS supported employment caseload this quarter. Total New Enrollees 10
- Q14 Does the IPS Supervisor have a working caseload? If yes, how many? Yes How Many? 3
- Q15 Does your IPS program currently have a waiting list? If yes, how many? No  
Consumers on Waiting List: No-waiting list ended June 15, 2017
- Q16 On average how many days does it take from initial vocational profile meeting to first documented community based job search? First face-to-face contact with an employer by the client or the employment specialist about a competitive job is on average 31 and 60 days (1-2 mos.) after program entry
- Q17 Does your IPS program place consumers in non-competitive employment settings? No
- Q18 Number of People (unduplicated) from IPS Supported Employment Caseload Working in Competitive Employment at Any time During the Quarter (April 1-June 30, 2017). Integrated competitive employment is defined as a community-based job that pays at least minimum wage, is available to any person, belongs to the worker and does not have time limits determined by the rehabilitation/mental health agency. Number of People (unduplicated) Working in Integrated Competitive Employment (April 1-June 30, 2017) 44
- Q19 Number of New Job Starts for All IPS Supported Employment Participants during the Quarter (April 1-June 30, 2017). Include all job starts. For example, one person starts three new jobs, which equals three job starts. New Job Starts (April 1-June 30, 2017) 19
- Q20 Average number of hours per week for working consumers on active IPS staff caseload? To calculate average - the sum of all of the numbers in a list divided by the number of items in that list. Example: 40, 35, 25, 20 = 120. 120/4 = 30 hours (Please round to the nearest whole number) Average Hours per Week 29
- Q21 Average wage per hour for working consumers on active IPS staff caseload? To calculate average - the sum of all of the numbers in a list divided by the number of items in that list. Example: \$11.75, \$10.00, \$9.75, \$8.50 = \$40.00. \$40.00/4 = \$10.00 per hour. Average Wage per Hour 9.90
- Q22 Number of People Working Successfully in Individual Integrated Competitive Employment who Transitioned off (were closed from) the IPS Supported Employment Caseload this Quarter (April 1-June 30, 2017). Working Successfully and Closed from IPS Caseload during Quarter 10
- Q23 Does your IPS program provide follow along supports? Yes
- Q24 On average, how long are follow along supports provided? 3-6 months  
Comments: Each individual's needs are unique so the length of follow along varies.
- Q25 Number of People reaching 90 days of employment during quarter (April 1-June 30, 2017) 10
- Q26 Number of People reaching 6 months of employment during this quarter (April 1-June 30, 2017) 1
- Q27 Number of People reaching 1 year of employment during this quarter (April 1-June 30, 2017) Unknown
- Q28 How would you describe your IPS program's working relationship with Michigan Rehabilitation Service

	(MRS)? Supportive	
Q29	Number of People Opened by Michigan Rehabilitation Services during Quarter (April 1-June 30, 2017)	1
Q30	Does your agency currently have an Interagency Cash Transfer Agreement (ICTA/Cash Match Agreement)?	
	Yes	
Q31	How would you describe your IPS program's working relationship with Bureau of Services for Blind Persons (BSBP)? Currently no shared consumer cases at this time	
Q32	Number of People Opened by Bureau of Services for Blind Persons during Quarter (April 1-June 30, 2017)	0
Q33	Does your agency provide comprehensive benefits planning that works with consumers on state and federal benefits and/or work incentives? Please select all of the resources you use below: DB101, Other: Disability Network Benefits Planner-meets with individuals quarterly. Employment Coordinator provides immediate supports. Employment Specialists use DB101 with individuals.	
Q34	Has anyone from the IPS team attended at minimum Benefits Information Networks (BIN) training and or Benefits to Work led by Behavioral Health and Development Disabilities Administration through the Michigan Association of Community Mental Health Board? Yes	
Q35	Number of People that are ONLY receiving SSI Medicaid on current active caseload	17
Q36	Question misworded by State, deleted from report	
Q37	Number of People that are receiving both SSI & SSDI (concurrent) on current active caseload	7
Q38	Number of People that are receiving Healthy Michigan Plan (Affordable Care Act) on current active caseload	21
Q39	Number of People that are Veterans and receiving benefits (any combination) on current active caseload	0
Q40	Number of People on IPS Supported Employment Caseload Enrolled in Education Programs During this Quarter (April 1-June 30, 2017). "Education" is defined as a "credit-bearing educational program"--- such as a technical school, college-- for which the person will receive documentation upon completion. Include GED prep classes. Number of People on IPS Supported Employment Caseload Enrolled in Education Programs during this Quarter	2
Q41	Number of People on IPS Supported Employment Caseload who Enrolled in Education Programs During this Quarter (April 1-June 30, 2017). This number will be a subset of the total number enrolled in a credit-bearing education program this quarter. Number of People Who Enrolled in Education Programs during this Quarter	0

Q1	Name and location of your agency/organization? Services to Enhance Potential (STEP)	
Q2	Number of IPS sites and each location associated with your agency/organization?	2
Q3	Are you a Community Mental Health Board or Provider Agency?	Provider Agency
Q4	What year did your agency implement Individual Placement and Support (formerly known as Evidence Based Practice Supported Employment)?	2015
Q5	Would your primary service area be considered Rural or Urban?	Urban
Q6	Has your IPS program had an external fidelity review?	Yes
Q7	How many external fidelity reviews has your IPS program had completed?	Number of external fidelity reviews 1
Q8	What was the score of your IPS program's most recent external fidelity review?	Score 74
Q9	Total FTE Employment Specialists (excluding the supervisor) with an IPS Caseload - (FTE = full-time equivalent). Include full-time and part-time positions. For example, 2 employment specialists working 20 hrs/week = 1 FTE.	1.5
Q10	Total Number of IPS Employment Specialists	2
Q11	Total Number of People on Caseload of IPS Supported Employment Staff. Include total number of clients that are on the assigned caseload of the IPS supported employment staff at any time during the reporting quarter (April 1-June 30, 2017). Only include those people (unduplicated) who received at least one employment service. Total Number of People on Caseload of IPS Supported Employment Staff	20
Q12	Number of Persons Referred to IPS Services this quarter (all sources) - April 1-June 30, 2017	\
	Total Referrals	4
Q13	Number of New Enrollees Admitted to the IPS Supported Employment Program During this Reporting Quarter (April 1-June 30, 2017). This number is a subset of total number served on IPS supported employment caseload this quarter. Total New Enrollees	4
Q14	Does the IPS Supervisor have a working caseload? If yes, how many?	No
Q15	Does your IPS program currently have a waiting list? If yes, how many?	No
Q16	On average how many days does it take from initial vocational profile meeting to first documented community based job search? First face-to-face contact with an employer by the client or the employment specialist about a competitive job is on average within 30 days (one month) after program entry	
Q17	Does your IPS program place consumers in non-competitive employment settings?	Yes
	Comments: Almost all of our referrals for IPS are internal, and we offer every service that we provide to all of our consumers. If the individual chooses a position where STEP is the employer of record, we do not restrict them from choosing that.	
Q18	Number of People (unduplicated) from IPS Supported Employment Caseload Working in Competitive Employment at Any time During the Quarter (April 1-June 30, 2017). Integrated competitive employment is defined as a community-based job that pays at least minimum wage, is available to any person, belongs to the worker and does not have time limits determined by the rehabilitation/mental health agency. Number of People (unduplicated) Working in Integrated Competitive Employment (April 1-June 30, 2017)	5
Q19	Number of New Job Starts for All IPS Supported Employment Participants during the Quarter (April 1-June 30, 2017). Include all job starts. For example, one person starts three new jobs, which equals three job starts. New Job Starts (April 1-June 30, 2017)	1
Q20	Average number of hours per week for working consumers on active IPS staff caseload? To calculate average - the sum of all of the numbers in a list divided by the number of items in that list. Example: 40, 35, 25, 20 = 120. 120/4 = 30 hours (Please round to the nearest whole number) Average Hours per Week	20
Q21	Average wage per hour for working consumers on active IPS staff caseload? To calculate average - the sum of all of the numbers in a list divided by the number of items in that list. Example: \$11.75, \$10.00, \$9.75, \$8.50 = \$40.00. \$40.00/4 = \$10.00 per hour. Average Wage per Hour	9.00
Q22	Number of People Working Successfully in Individual Integrated Competitive Employment who Transitioned off (were closed from) the IPS Supported Employment Caseload this Quarter (April 1-June 30, 2017). Working Successfully and Closed from IPS Caseload during Quarter	0
Q23	Does your IPS program provide follow along supports?	Yes
Q24	On average, how long are follow along supports provided?	12 or more months
	Comments: Depending on what authorizations are available, and if the individual chooses for us to continue follow along.	
Q25	Number of People reaching 90 days of employment during quarter (April 1-June 30, 2017)	1
Q26	Number of People reaching 6 months of employment during this quarter (April 1-June 30, 2017)	0
Q27	Number of People reaching 1 year of employment during this quarter (April 1-June 30, 2017)	3

- Q28 How would you describe your IPS program's working relationship with Michigan Rehabilitation Service (MRS)?  
Supportive
- Q29 Number of People Opened by Michigan Rehabilitation Services during Quarter (April 1-June 30, 2017) 1
- Q30 Does your agency currently have an Interagency Cash Transfer Agreement (ICTA/Cash Match Agreement)? No  
Comments: Not for this program
- Q31 How would you describe your IPS program's working relationship with Bureau of Services for Blind Persons (BSBP)?  
Currently no shared consumer cases at this time
- Q32 Number of People Opened by Bureau of Services for Blind Persons during Quarter (April 1-June 30, 2017) 0
- Q33 Does your agency provide comprehensive benefits planning that works with consumers on state and federal benefits and/or work incentives? Please select all of the resources you use below:  
WIPA, DB101
- Q34 Has anyone from the IPS team attended at minimum Benefits Information Networks (BIN) training and or Benefits to Work led by Behavioral Health and Development Disabilities Administration through the Michigan Association of Community Mental Health Board? Yes
- Q35 Number of People that are ONLY receiving SSI Medicaid on current active caseload 4
- Q36 Question misworded by State, deleted from report
- Q37 Number of People that are receiving both SSI & SSDI (concurrent) on current active caseload 0
- Q38 Number of People that are receiving Healthy Michigan Plan (Affordable Care Act) on current active caseload  
0
- Q39 Number of People that are Veterans and receiving benefits (any combination) on current active caseload  
0
- Q40 Number of People on IPS Supported Employment Caseload Enrolled in Education Programs During this Quarter (April 1-June 30, 2017). "Education" is defined as a "credit-bearing educational program"--- such as a technical school, college-- for which the person will receive documentation upon completion. Include GED prep classes. Number of People on IPS Supported Employment Caseload Enrolled in Education Programs during this Quarter 0
- Q41 Number of People on IPS Supported Employment Caseload who Enrolled in Education Programs During this Quarter (April 1-June 30, 2017). This number will be a subset of the total number enrolled in a credit-bearing education program this quarter. Number of People Who Enrolled in Education Programs during this Quarter 0



- Q1 Name and location of your agency/organization?  
Southwest Counseling Solutions 1700 Waterman Street, Detroit, MI 48209
- Q2 Number of IPS sites and each location associated with your agency/organization? 1
- Q3 Are you a Community Mental Health Board or Provider Agency? Provider Agency
- Q4 What year did your agency implement Individual Placement and Support (formerly known as Evidence Based Practice Supported Employment)? 2007
- Q5 Would your primary service area be considered Rural or Urban? Urban
- Q6 Has your IPS program had an external fidelity review? Yes
- Q7 How many external fidelity reviews has your IPS program had completed? Number of external fidelity reviews 9
- Q8 What was the score of your IPS program's most recent external fidelity review? Score 102
- Q9 Total FTE Employment Specialists (excluding the supervisor) with an IPS Caseload - (FTE = full-time equivalent). Include full-time and part-time positions. For example, 2 employment specialists working 20 hrs/week = 1 FTE. 3
- Q10 Total Number of IPS Employment Specialists 3
- Q11 Total Number of People on Caseload of IPS Supported Employment Staff. Include total number of clients that are on the assigned caseload of the IPS supported employment staff at any time during the reporting quarter (April 1-June 30, 2017). Only include those people (unduplicated) who received at least one employment service. Total Number of People on Caseload of IPS Supported Employment Staff 62
- Q12 Number of Persons Referred to IPS Services this quarter (all sources) - April 1-June 30, 2017  
Total Referrals 27
- Q13 Number of New Enrollees Admitted to the IPS Supported Employment Program During this Reporting Quarter (April 1-June 30, 2017). This number is a subset of total number served on IPS supported employment caseload this quarter. Total New Enrollees 16
- Q14 Does the IPS Supervisor have a working caseload? If yes, how many? No
- Q15 Does your IPS program currently have a waiting list? If yes, how many? Yes  
Consumers on Waiting List: 24
- Q16 On average how many days does it take from initial vocational profile meeting to first documented community based job search? First face-to-face contact with an employer by the client or the employment specialist about a competitive job is on average within 30 days (one month) after program entry
- Q17 Does your IPS program place consumers in non-competitive employment settings? No
- Q18 Number of People (unduplicated) from IPS Supported Employment Caseload Working in Competitive Employment at Any time During the Quarter (April 1-June 30, 2017). Integrated competitive employment is defined as a community-based job that pays at least minimum wage, is available to any person, belongs to the worker and does not have time limits determined by the rehabilitation/mental health agency. Number of People (unduplicated) Working in Integrated Competitive Employment (April 1-June 30, 2017) 20
- Q19 Number of New Job Starts for All IPS Supported Employment Participants during the Quarter (April 1-June 30, 2017). Include all job starts. For example, one person starts three new jobs, which equals three job starts. New Job Starts (April 1-June 30, 2017) 22
- Q20 Average number of hours per week for working consumers on active IPS staff caseload? To calculate average - the sum of all of the numbers in a list divided by the number of items in that list. Example: 40, 35, 25, 20 = 120. 120/4 = 30 hours (Please round to the nearest whole number) Average Hours per Week 27
- Q21 Average wage per hour for working consumers on active IPS staff caseload? To calculate average - the sum of all of the numbers in a list divided by the number of items in that list. Example: \$11.75, \$10.00, \$9.75, \$8.50 = \$40.00. \$40.00/4 = \$10.00 per hour. Average Wage per Hour \$10
- Q22 Number of People Working Successfully in Individual Integrated Competitive Employment who Transitioned off (were closed from) the IPS Supported Employment Caseload this Quarter (April 1-June 30, 2017). Working Successfully and Closed from IPS Caseload during Quarter 5
- Q23 Does your IPS program provide follow along supports? Yes
- Q24 On average, how long are follow along supports provided? 6-9 months
- Q25 Number of People reaching 90 days of employment during quarter (April 1-June 30, 2017) 9
- Q26 Number of People reaching 6 months of employment during this quarter (April 1-June 30, 2017) 2
- Q27 Number of People reaching 1 year of employment during this quarter (April 1-June 30, 2017) 0
- Q28 How would you describe your IPS program's working relationship with Michigan Rehabilitation Service (MRS)? Neutral  
Comments: The MRS counselor makes herself available to us monthly and will come to our office to meet with clients for intake or follow-up. Representatives from MRS attend our Detroit-Wayne County IPS-SE collaborative meetings.
- Q29 Number of People Opened by Michigan Rehabilitation Services during Quarter (April 1-June 30, 2017) 2

- Q30 Does your agency currently have an Interagency Cash Transfer Agreement (ICTA/Cash Match Agreement)? No
- Q31 How would you describe your IPS program's working relationship with Bureau of Services for Blind Persons (BSBP)?  
Neutral  
Comments: A representative from BSBP attends our Detroit-Wayne County IPS-SE collaborative meetings.
- Q32 Number of People Opened by Bureau of Services for Blind Persons during Quarter (April 1-June 30, 2017) 0
- Q33 Does your agency provide comprehensive benefits planning that works with consumers on state and federal benefits and/or work incentives? Please select all of the resources you use below:  
WIPA, CWIC, DB101, Other: We take clients to our local SSA office. Two IPS-SE staff took the training though Cornell.
- Q34 Has anyone from the IPS team attended at minimum Benefits Information Networks (BIN) training and or Benefits to Work led by Behavioral Health and Development Disabilities Administration through the Michigan Association of Community Mental Health Board? Yes
- Q35 Number of People that are ONLY receiving SSI Medicaid on current active caseload 14
- Q36 Question misworded by State, deleted from report
- Q37 Number of People that are receiving both SSI & SSDI (concurrent) on current active caseload 4
- Q38 Number of People that are receiving Healthy Michigan Plan (Affordable Care Act) on current active caseload 24
- Q39 Number of People that are Veterans and receiving benefits (any combination) on current active caseload 0
- Q40 Number of People on IPS Supported Employment Caseload Enrolled in Education Programs During this Quarter (April 1-June 30, 2017). "Education" is defined as a "credit-bearing educational program"--- such as a technical school, college-- for which the person will receive documentation upon completion. Include GED prep classes. Number of People on IPS Supported Employment Caseload Enrolled in Education Programs during this Quarter 6
- Q41 Number of People on IPS Supported Employment Caseload who Enrolled in Education Programs During this Quarter (April 1-June 30, 2017). This number will be a subset of the total number enrolled in a credit-bearing education program this quarter. Number of People Who Enrolled in Education Programs during this Quarter 1

- Q1 Name and location of your agency/organization?  
St. Clair County CMH Services Authority Port Huron, MI
- Q2 Number of IPS sites and each location associated with your agency/organization?  
2 Port Huron, Capac and Marine City
- Q3 Are you a Community Mental Health Board or Provider Agency? Community Mental Health Board
- Q4 What year did your agency implement Individual Placement and Support (formerly known as Evidence Based Practice Supported Employment)? 2011
- Q5 Would your primary service area be considered Rural or Urban? Rural  
Comments: bot rural and urban, Port Huron is a city, the rest of the county is rural
- Q6 Has your IPS program had an external fidelity review? Yes
- Q7 How many external fidelity reviews has your IPS program had completed? Number of external fidelity reviews 3
- Q8 What was the score of your IPS program's most recent external fidelity review? Score 115
- Q9 Total FTE Employment Specialists (excluding the supervisor) with an IPS Caseload - (FTE = full-time equivalent). Include full-time and part-time positions. For example, 2 employment specialists working 20 hrs/week = 1 FTE. 3
- Q10 Total Number of IPS Employment Specialists 5
- Q11 Total Number of People on Caseload of IPS Supported Employment Staff. Include total number of clients that are on the assigned caseload of the IPS supported employment staff at any time during the reporting quarter (April 1-June 30, 2017). Only include those people (unduplicated) who received at least one employment service. Total Number of People on Caseload of IPS Supported Employment Staff 80
- Q12 Number of Persons Referred to IPS Services this quarter (all sources) - April 1-June 30, 2017  
Total Referrals 41
- Q13 Number of New Enrollees Admitted to the IPS Supported Employment Program During this Reporting Quarter (April 1-June 30, 2017). This number is a subset of total number served on IPS supported employment caseload this quarter. Total New Enrollees 53
- Q14 Does the IPS Supervisor have a working caseload? If yes, how many? Yes How Many? 8-10
- Q15 Does your IPS program currently have a waiting list? If yes, how many? Yes  
Consumers on Waiting List: 15
- Q16 On average how many days does it take from initial vocational profile meeting to first documented community based job search? First face-to-face contact with an employer by the client or the employment specialist about a competitive job is on average within 30 days (one month) after program entry
- Q17 Does your IPS program place consumers in non-competitive employment settings? No
- Q18 Number of People (unduplicated) from IPS Supported Employment Caseload Working in Competitive Employment at Any time During the Quarter (April 1-June 30, 2017). Integrated competitive employment is defined as a community-based job that pays at least minimum wage, is available to any person, belongs to the worker and does not have time limits determined by the rehabilitation/mental health agency. Number of People (unduplicated) Working in Integrated Competitive Employment (April 1-June 30, 2017) 35
- Q19 Number of New Job Starts for All IPS Supported Employment Participants during the Quarter (April 1-June 30, 2017). Include all job starts. For example, one person starts three new jobs, which equals three job starts. New Job Starts (April 1-June 30, 2017) 23
- Q20 Average number of hours per week for working consumers on active IPS staff caseload? To calculate average - the sum of all of the numbers in a list divided by the number of items in that list. Example: 40, 35, 25, 20 = 120. 120/4 = 30 hours (Please round to the nearest whole number) Average Hours per Week 27
- Q21 Average wage per hour for working consumers on active IPS staff caseload? To calculate average - the sum of all of the numbers in a list divided by the number of items in that list. Example: \$11.75, \$10.00, \$9.75, \$8.50 = \$40.00. \$40.00/4 = \$10.00 per hour. Average Wage per Hour \$9.85
- Q22 Number of People Working Successfully in Individual Integrated Competitive Employment who Transitioned off (were closed from) the IPS Supported Employment Caseload this Quarter (April 1-June 30, 2017). Working Successfully and Closed from IPS Caseload during Quarter 13
- Q23 Does your IPS program provide follow along supports? Yes
- Q24 On average, how long are follow along supports provided? 6-9 months
- Q25 Number of People reaching 90 days of employment during quarter (April 1-June 30, 2017) 8
- Q26 Number of People reaching 6 months of employment during this quarter (April 1-June 30, 2017) 6
- Q27 Number of People reaching 1 year of employment during this quarter (April 1-June 30, 2017) 3
- Q28 How would you describe your IPS program's working relationship with Michigan Rehabilitation Service (MRS)? Not Supportive

- Comments: We have a meeting set later this month to try to create a better working relationship with MRS
- Q29 Number of People Opened by Michigan Rehabilitation Services during Quarter (April 1-June 30, 2017) 18
- Q30 Does your agency currently have an Interagency Cash Transfer Agreement (ICTA/Cash Match Agreement)? Yes
- Q31 How would you describe your IPS program's working relationship with Bureau of Services for Blind Persons (BSBP)? Not Supportive  
 Comments: have a meeting with them later this month to discuss concerns
- Q32 Number of People Opened by Bureau of Services for Blind Persons during Quarter (April 1-June 30, 2017) 1
- Q33 Does your agency provide comprehensive benefits planning that works with consumers on state and federal benefits and/or work incentives? Please select all of the resources you use below:  
 WIPA, CWIC, DB101
- Q34 Has anyone from the IPS team attended at minimum Benefits Information Networks (BIN) training and or Benefits to Work led by Behavioral Health and Development Disabilities Administration through the Michigan Association of Community Mental Health Board? Yes
- Q35 Number of People that are ONLY receiving SSI Medicaid on current active caseload 18
- Q36 Question misworded by State, deleted from report
- Q37 Number of People that are receiving both SSI & SSDI (concurrent) on current active caseload 2
- Q38 Number of People that are receiving Healthy Michigan Plan (Affordable Care Act) on current active caseload 40
- Q39 Number of People that are Veterans and receiving benefits (any combination) on current active caseload 0
- Q40 Number of People on IPS Supported Employment Caseload Enrolled in Education Programs During this Quarter (April 1-June 30, 2017). "Education" is defined as a "credit-bearing educational program"--- such as a technical school, college-- for which the person will receive documentation upon completion. Include GED prep classes. Number of People on IPS Supported Employment Caseload Enrolled in Education Programs during this Quarter 0
- Q41 Number of People on IPS Supported Employment Caseload who Enrolled in Education Programs During this Quarter (April 1-June 30, 2017). This number will be a subset of the total number enrolled in a credit-bearing education program this quarter. Number of People Who Enrolled in Education Programs during this Quarter 0

- Q1 Name and location of your agency/organization?  
Team Wellness
- Q2 Number of IPS sites and each location associated with your agency/organization? 1
- Q3 Are you a Community Mental Health Board or Provider Agency? Provider Agency
- Q4 What year did your agency implement Individual Placement and Support (formerly known as Evidence Based Practice Supported Employment)? 2015
- Q5 Would your primary service area be considered Rural or Urban? Urban
- Q6 Has your IPS program had an external fidelity review? Yes
- Q7 How many external fidelity reviews has your IPS program had completed?  
Number of external fidelity reviews 2
- Q8 What was the score of your IPS program's most recent external fidelity review? Score 101
- Q9 Total FTE Employment Specialists (excluding the supervisor) with an IPS Caseload - (FTE = full-time equivalent). Include full-time and part-time positions. For example, 2 employment specialists working 20 hrs/week = 1 FTE. 3
- Q10 Total Number of IPS Employment Specialists 3
- Q11 Total Number of People on Caseload of IPS Supported Employment Staff. Include total number of clients that are on the assigned caseload of the IPS supported employment staff at any time during the reporting quarter (April 1-June 30, 2017). Only include those people (unduplicated) who received at least one employment service. Total Number of People on Caseload of IPS Supported Employment Staff 107
- Q12 Number of Persons Referred to IPS Services this quarter (all sources) - April 1-June 30, 2017  
Total Referrals 54
- Q13 Number of New Enrollees Admitted to the IPS Supported Employment Program During this Reporting Quarter (April 1-June 30, 2017). This number is a subset of total number served on IPS supported employment caseload this quarter. Total New Enrollees 27
- Q14 Does the IPS Supervisor have a working caseload? If yes, how many? No
- Q15 Does your IPS program currently have a waiting list? If yes, how many? No
- Q16 On average how many days does it take from initial vocational profile meeting to first documented community based job search? First face-to-face contact with an employer by the client or the employment specialist about a competitive job is on average within 30 days (one month) after program entry
- Q17 Does your IPS program place consumers in non-competitive employment settings? No
- Q18 Number of People (unduplicated) from IPS Supported Employment Caseload Working in Competitive Employment at Any time During the Quarter (April 1-June 30, 2017). Integrated competitive employment is defined as a community-based job that pays at least minimum wage, is available to any person, belongs to the worker and does not have time limits determined by the rehabilitation/mental health agency. Number of People (unduplicated) Working in Integrated Competitive Employment (April 1-June 30, 2017) 36
- Q19 Number of New Job Starts for All IPS Supported Employment Participants during the Quarter (April 1-June 30, 2017). Include all job starts. For example, one person starts three new jobs, which equals three job starts. New Job Starts (April 1-June 30, 2017) 9
- Q20 Average number of hours per week for working consumers on active IPS staff caseload? To calculate average - the sum of all of the numbers in a list divided by the number of items in that list. Example: 40, 35, 25, 20 = 120. 120/4 = 30 hours (Please round to the nearest whole number) Average Hours per Week 32
- Q21 Average wage per hour for working consumers on active IPS staff caseload? To calculate average - the sum of all of the numbers in a list divided by the number of items in that list. Example: \$11.75, \$10.00, \$9.75, \$8.50 = \$40.00. \$40.00/4 = \$10.00 per hour. Average Wage per Hour \$9.00
- Q22 Number of People Working Successfully in Individual Integrated Competitive Employment who Transitioned off (were closed from) the IPS Supported Employment Caseload this Quarter (April 1-June 30, 2017). Working Successfully and Closed from IPS Caseload during Quarter 7
- Q23 Does your IPS program provide follow along supports? Yes  
Comments: For every case closed we make sure to re-engage member and motivate them to get employment
- Q24 On average, how long are follow along supports provided? 9-12 months  
Comments: Depending on the members need
- Q25 Number of People reaching 90 days of employment during quarter (April 1-June 30, 2017) 9
- Q26 Number of People reaching 6 months of employment during this quarter (April 1-June 30, 2017) 13
- Q27 Number of People reaching 1 year of employment during this quarter (April 1-June 30, 2017) 3
- Q28 How would you describe your IPS program's working relationship with Michigan Rehabilitation Service ( MRS)?  
Supportive

Comments: MRS is actually in-housed with us

- Q29 Number of People Opened by Michigan Rehabilitation Services during Quarter (April 1-June 30, 2017) 11
- Q30 Does your agency currently have an Interagency Cash Transfer Agreement (ICTA/Cash Match Agreement)? No
- Q31 How would you describe your IPS program's working relationship with Bureau of Services for Blind Persons (BSBP)?  
Currently no shared consumer cases at this time
- Q32 Number of People Opened by Bureau of Services for Blind Persons during Quarter (April 1-June 30, 2017) 0
- Q33 Does your agency provide comprehensive benefits planning that works with consumers on state and federal benefits and/or work incentives? Please select all of the resources you use below:  
WIPA, DB101
- Q34 Has anyone from the IPS team attended at minimum Benefits Information Networks (BIN) training and or Benefits to Work led by Behavioral Health and Development Disabilities Administration through the Michigan Association of Community Mental Health Board? Yes
- Q35 Number of People that are ONLY receiving SSI Medicaid on current active caseload 11
- Q36 Question misworded by State, deleted from report
- Q37 Number of People that are receiving both SSI & SSDI (concurrent) on current active caseload 0
- Q38 Number of People that are receiving Healthy Michigan Plan (Affordable Care Act) on current active caseload  
107
- Q39 Number of People that are Veterans and receiving benefits (any combination) on current active caseload 0
- Q40 Number of People on IPS Supported Employment Caseload Enrolled in Education Programs During this Quarter (April 1-June 30, 2017). "Education" is defined as a "credit-bearing educational program"--- such as a technical school, college-- for which the person will receive documentation upon completion. Include GED prep classes. Number of People on IPS Supported Employment Caseload Enrolled in Education Programs during this Quarter 2
- Q41 Number of People on IPS Supported Employment Caseload who Enrolled in Education Programs During this Quarter (April 1-June 30, 2017). This number will be a subset of the total number enrolled in a credit-bearing education program this quarter. Number of People Who Enrolled in Education Programs during this Quarter 2

- Q1 Name and location of your agency/organization?  
The Guidance Center 13101 Allen Rd. Southgate, MI 48195
- Q2 Number of IPS sites and each location associated with your agency/organization? 1
- Q3 Are you a Community Mental Health Board or Provider Agency? Provider Agency
- Q4 What year did your agency implement Individual Placement and Support (formerly known as Evidence Based Practice Supported Employment)? 2009
- Q5 Would your primary service area be considered Rural or Urban? Urban
- Q6 Has your IPS program had an external fidelity review? Yes
- Q7 How many external fidelity reviews has your IPS program had completed? Number of external fidelity reviews 4
- Q8 What was the score of your IPS program's most recent external fidelity review? Score Good
- Q9 Total FTE Employment Specialists (excluding the supervisor) with an IPS Caseload - (FTE = full-time equivalent). Include full-time and part-time positions. For example, 2 employment specialists working 20 hrs/week = 1 FTE. 2 FTE
- Q10 Total Number of IPS Employment Specialists 2
- Q11 Total Number of People on Caseload of IPS Supported Employment Staff. Include total number of clients that are on the assigned caseload of the IPS supported employment staff at any time during the reporting quarter (April 1-June 30, 2017). Only include those people (unduplicated) who received at least one employment service. Total Number of People on Caseload of IPS Supported Employment Staff 20
- Q12 Number of Persons Referred to IPS Services this quarter (all sources) - April 1-June 30, 2017  
Total Referrals 8
- Q13 Number of New Enrollees Admitted to the IPS Supported Employment Program During this Reporting Quarter (April 1-June 30, 2017). This number is a subset of total number served on IPS supported employment caseload this quarter. Total New Enrollees 4
- Q14 Does the IPS Supervisor have a working caseload? If yes, how many? No
- Q15 Does your IPS program currently have a waiting list? If yes, how many? No
- Q16 On average how many days does it take from initial vocational profile meeting to first documented community based job search? First face-to-face contact with an employer by the client or the employment specialist about a competitive job is on average within 30 days (one month) after program entry
- Q17 Does your IPS program place consumers in non-competitive employment settings? No
- Q18 Number of People (unduplicated) from IPS Supported Employment Caseload Working in Competitive Employment at Any time During the Quarter (April 1-June 30, 2017). Integrated competitive employment is defined as a community-based job that pays at least minimum wage, is available to any person, belongs to the worker and does not have time limits determined by the rehabilitation/mental health agency. Number of People (unduplicated) Working in Integrated Competitive Employment (April 1-June 30, 2017) 16
- Q19 Number of New Job Starts for All IPS Supported Employment Participants during the Quarter (April 1-June 30, 2017). Include all job starts. For example, one person starts three new jobs, which equals three job starts. New Job Starts (April 1-June 30, 2017) 7
- Q20 Average number of hours per week for working consumers on active IPS staff caseload? To calculate average - the sum of all of the numbers in a list divided by the number of items in that list. Example: 40, 35, 25, 20 = 120. 120/4 = 30 hours (Please round to the nearest whole number) Average Hours per Week 31
- Q21 Average wage per hour for working consumers on active IPS staff caseload? To calculate average - the sum of all of the numbers in a list divided by the number of items in that list. Example: \$11.75, \$10.00, \$9.75, \$8.50 = \$40.00. \$40.00/4 = \$10.00 per hour. Average Wage per Hour 9.70
- Q22 Number of People Working Successfully in Individual Integrated Competitive Employment who Transitioned off (were closed from) the IPS Supported Employment Caseload this Quarter (April 1-June 30, 2017). Working Successfully and Closed from IPS Caseload during Quarter 3
- Q23 Does your IPS program provide follow along supports? Yes
- Q24 On average, how long are follow along supports provided? 9-12 months
- Q25 Number of People reaching 90 days of employment during quarter (April 1-June 30, 2017) 2
- Q26 Number of People reaching 6 months of employment during this quarter (April 1-June 30, 2017) 3
- Q27 Number of People reaching 1 year of employment during this quarter (April 1-June 30, 2017) 2
- Q28 How would you describe your IPS program's working relationship with Michigan Rehabilitation Service (MRS)? Neutral
- Q29 Number of People Opened by Michigan Rehabilitation Services during Quarter (April 1-June 30, 2017) 1
- Q30 Does your agency currently have an Interagency Cash Transfer Agreement (ICTA/Cash Match Agreement)? No
- Q31 How would you describe your IPS program's working relationship with Bureau of Services for Blind Persons (BSBP)?  
Supportive

- Q32 Number of People Opened by Bureau of Services for Blind Persons during Quarter (April 1-June 30, 2017) 0
- Q33 Does your agency provide comprehensive benefits planning that works with consumers on state and federal benefits and/or work incentives? Please select all of the resources you use below:  
WIPA
- Q34 Has anyone from the IPS team attended at minimum Benefits Information Networks (BIN) training and or Benefits to Work led by Behavioral Health and Development Disabilities Administration through the Michigan Association of Community Mental Health Board? Yes
- Q35 Number of People that are ONLY receiving SSI Medicaid on current active caseload 9
- Q36 Question misworded by State, deleted from report
- Q37 Number of People that are receiving both SSI & SSDI (concurrent) on current active caseload 0
- Q38 Number of People that are receiving Healthy Michigan Plan (Affordable Care Act) on current active caseload 16
- Q39 Number of People that are Veterans and receiving benefits (any combination) on current active caseload 0
- Q40 Number of People on IPS Supported Employment Caseload Enrolled in Education Programs During this Quarter (April 1-June 30, 2017). "Education" is defined as a "credit-bearing educational program"--- such as a technical school, college-- for which the person will receive documentation upon completion. Include GED prep classes. Number of People on IPS Supported Employment Caseload Enrolled in Education Programs during this Quarter 1
- Q41 Number of People on IPS Supported Employment Caseload who Enrolled in Education Programs During this Quarter (April 1-June 30, 2017). This number will be a subset of the total number enrolled in a credit-bearing education program this quarter. Number of People Who Enrolled in Education Programs during this Quarter 1



Q1	Name and location of your agency/organization? Training and Treatment Innovations- Oxford, MI	
Q2	Number of IPS sites and each location associated with your agency/organization?	1
Q3	Are you a Community Mental Health Board or Provider Agency?	Provider Agency
Q4	What year did your agency implement Individual Placement and Support (formerly known as Evidence Based Practice Supported Employment)?	2008
Q5	Would your primary service area be considered Rural or Urban?	Urban
Q6	Has your IPS program had an external fidelity review?	Yes
Q7	How many external fidelity reviews has your IPS program had completed? Number of external fidelity reviews	3
Q8	What was the score of your IPS program's most recent external fidelity review?	Score 100
Q9	Total FTE Employment Specialists (excluding the supervisor) with an IPS Caseload - (FTE = full-time equivalent). Include full-time and part-time positions. For example, 2 employment specialists working 20 hrs/week = 1 FTE.	2 full time employment specialists
Q10	Total Number of IPS Employment Specialists	2
Q11	Total Number of People on Caseload of IPS Supported Employment Staff. Include total number of clients that are on the assigned caseload of the IPS supported employment staff at any time during the reporting quarter (April 1-June 30, 2017). Only include those people (unduplicated) who received at least one employment service. Total Number of People on Caseload of IPS Supported Employment Staff	40
Q12	Number of Persons Referred to IPS Services this quarter (all sources) - April 1-June 30, 2017 Total Referrals	35
Q13	Number of New Enrollees Admitted to the IPS Supported Employment Program During this Reporting Quarter (April 1-June 30, 2017). This number is a subset of total number served on IPS supported employment caseload this quarter. Total New Enrollees Comments one ES was off on maternity leave during this time	17
Q14	Does the IPS Supervisor have a working caseload? If yes, how many?	No
Q15	Does your IPS program currently have a waiting list? If yes, how many?	Yes
Q16	On average how many days does it take from initial vocational profile meeting to first documented community based job search? First face-to-face contact with an employer by the client or the employment specialist about a competitive job is on average within 30 days (one month) after program entry	
Q17	Does your IPS program place consumers in non-competitive employment settings?	No
Q18	Number of People (unduplicated) from IPS Supported Employment Caseload Working in Competitive Employment at Any time During the Quarter (April 1-June 30, 2017). Integrated competitive employment is defined as a community-based job that pays at least minimum wage, is available to any person, belongs to the worker and does not have time limits determined by the rehabilitation/mental health agency. Number of People (unduplicated) Working in Integrated Competitive Employment (April 1-June 30, 2017)	13
Q19	Number of New Job Starts for All IPS Supported Employment Participants during the Quarter (April 1-June 30, 2017). Include all job starts. For example, one person starts three new jobs, which equals three job starts. New Job Starts (April 1-June 30, 2017)	17
Q20	Average number of hours per week for working consumers on active IPS staff caseload? To calculate average - the sum of all of the numbers in a list divided by the number of items in that list. Example: 40, 35, 25, 20 = 120. 120/4 = 30 hours (Please round to the nearest whole number) Average Hours per Week	25
Q21	Average wage per hour for working consumers on active IPS staff caseload? To calculate average - the sum of all of the numbers in a list divided by the number of items in that list. Example: \$11.75, \$10.00, \$9.75, \$8.50 = \$40.00. \$40.00/4 = \$10.00 per hour. Average Wage per Hour	\$11.29
Q22	Number of People Working Successfully in Individual Integrated Competitive Employment who Transitioned off (were closed from) the IPS Supported Employment Caseload this Quarter (April 1-June 30, 2017). Working Successfully and Closed from IPS Caseload during Quarter	8
Q23	Does your IPS program provide follow along supports?	Yes
Q24	On average, how long are follow along supports provided? Comments: this really varies, some people we follow along for a year or more...some discontinue to engage and we stop following along after a few months.	1-3 months
Q25	Number of People reaching 90 days of employment during quarter (April 1-June 30, 2017)	3
Q26	Number of People reaching 6 months of employment during this quarter (April 1-June 30, 2017)	0
Q27	Number of People reaching 1 year of employment during this quarter (April 1-June 30, 2017)	1

- Q28 How would you describe your IPS program's working relationship with Michigan Rehabilitation Service (MRS)?  
Supportive
- Q29 Number of People Opened by Michigan Rehabilitation Services during Quarter (April 1-June 30, 2017) 7
- Q30 Does your agency currently have an Interagency Cash Transfer Agreement (ICTA/Cash Match Agreement)? No
- Q31 How would you describe your IPS program's working relationship with Bureau of Services for Blind Persons (BSBP)?  
Not Supportive
- Comments: Poor communication from BSBP and no follow up on their end for our consumers who are blind who we don't have the resources for to help place them in employment.
- Q32 Number of People Opened by Bureau of Services for Blind Persons during Quarter (April 1-June 30, 2017) 1
- Q33 Does your agency provide comprehensive benefits planning that works with consumers on state and federal benefits and/or work incentives? Please select all of the resources you use below:  
WIPA, Agency Benefits planner on site
- Q34 Has anyone from the IPS team attended at minimum Benefits Information Networks (BIN) training and or Benefits to Work led by Behavioral Health and Development Disabilities Administration through the Michigan Association of Community Mental Health Board? Yes
- Q35 Number of People that are ONLY receiving SSI Medicaid on current active caseload several consumers on caseload are new as one ES just returned from maternity leave so some of that information is unknown, but those that are open 8
- Q36 Question misworded by State, deleted from report
- Q37 Number of People that are receiving both SSI & SSDI (concurrent) on current active caseload 2
- Q38 Number of People that are receiving Healthy Michigan Plan (Affordable Care Act) on current active caseload 0
- Q39 Number of People that are Veterans and receiving benefits (any combination) on current active caseload 0
- Q40 Number of People on IPS Supported Employment Caseload Enrolled in Education Programs During this Quarter (April 1-June 30, 2017). "Education" is defined as a "credit-bearing educational program"--- such as a technical school, college-- for which the person will receive documentation upon completion. Include GED prep classes. Number of People on IPS Supported Employment Caseload Enrolled in Education Programs during this Quarter 1
- Q41 Number of People on IPS Supported Employment Caseload who Enrolled in Education Programs During this Quarter (April 1-June 30, 2017). This number will be a subset of the total number enrolled in a credit-bearing education program this quarter. Number of People Who Enrolled in Education Programs during this Quarter 1

