



BEHAVIORAL HEALTH & DEVELOPMENTAL DISABILITIES  
ADMINISTRATION

QIC  
PIHP Performance Bonus  
Incentive: IET

---

2/3/2021

# Agenda

FY21 planning for FY22 PIHP Performance Bonus: Initiation and Engagement of Alcohol and Other Drug Dependence Treatment (IET) 14 and 34 day measures.

- FY21 IET Timeline
- Follow-up from 12/2/20 QIC
- IET CY19 CMS, NCQA and MI rates
- Proposed Benchmarks
- Next Steps

# FY21 PIHP Contract Performance

## Bonus Incentive: IET

| Measure   | Description   | Deliverables   |
|---|---|--|
| <p>P.3. Initiation, Engagement and Treatment (IET) of Alcohol and Other Drug Dependence<br/>No points, informational only</p> | <p>The percentage of adolescents and adults with a new episode of alcohol or other drug (AOD) abuse or dependence who received the following:</p> <ul style="list-style-type: none"> <li>-Initiation of AOD Treatment: The percentage of beneficiaries who initiate treatment within 14 calendar days of the diagnosis.</li> <li>-Engagement of AOD Treatment: The percentage of beneficiaries who initiated treatment and who had two or more additional AOD services or Medication Assisted Treatment (MAT) within 34 calendar days of the initiation visit.</li> </ul> | <p>This measure will be informational only.</p> <p>Data will be stratified by race/ethnicity and provided to the Contractor by the State.</p> <p>The Contractor is encouraged to track, trend and address statistically significant racial or ethnic groups.</p> <p>Measurement period for addressing racial/ethnic disparities will be a comparison of calendar year 2019 with July 1, 2020-June 30, 2021.</p> <p>Note: The State recognizes the Contractor does not have a full data set for analyses.</p> |

# FY21 IET Timeline

11/23/2020: CY2019 IET-34 event level data sent to PIHPs with validation instructions

12/2/2020: review plans to set FY22 PIHP benchmark and request QIC input, share CMS benchmarks and Michigan performance in prior years

12/8/2020: Q&A meeting for PIHP IET Data Validation workgroup

2/3/2021: BHDDA presents proposed FY22 benchmarks to QIC

3/31/2021: PIHP FY21 data validation files due to MDHHS via DCH-File Transfer

By 3/31/2021: BHDDA proposed FY22 IET benchmarks sent to PIHP Contract Negotiation group

Week of 4/26/2021: MDHHS to share FY21 validation results with PIHP IET Validation workgroup

By 5/31/2021: BHDDA finalize FY22 benchmarks with input from PIHP Contract Negotiation group

6/2/2021: present final IET FY22 benchmarks at Quality Improvement Council meeting

# 12/2/20 QIC Benchmark Issues Raised, MDHHS Responses

Question: CMS IET published rates are limited to the adult population. What is the impact of MDHHS combining child and adult populations?

Response: BHDDA analyzed the impact on IET 14 and IET34 total rates due to inclusion of child population. Child N is very small, impact is less than 1%.

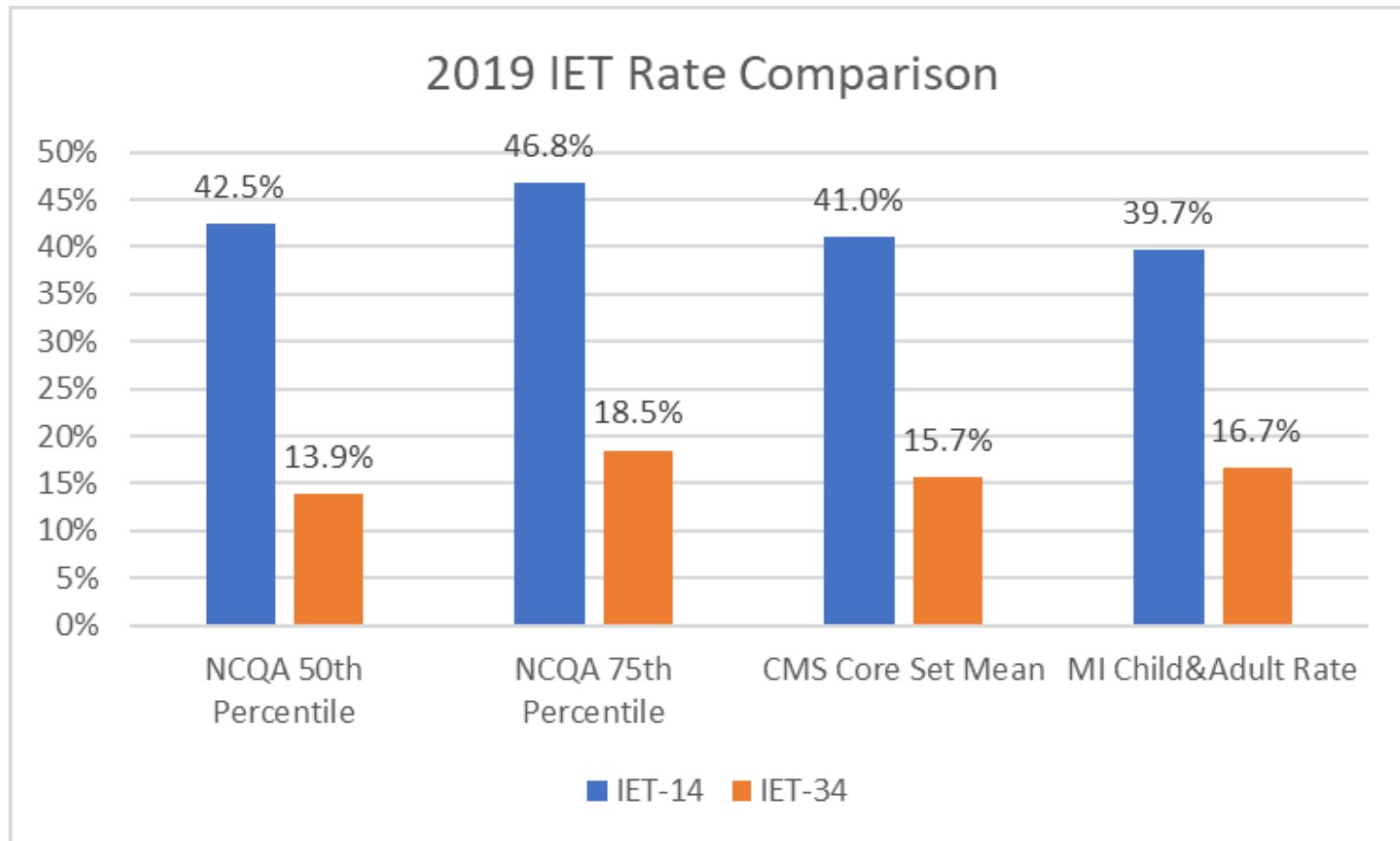
# 12/2/20 QIC Benchmark Issues Raised, MDHHS Responses

Question: Will only PIHP denominator services be included in the incentive?

Response: BHDDA recognizes there are data challenges, however prefers to include all denominator services to incentivize integrated care. BHDDA to analyze the portion of PIHP vs. MHP denominators.

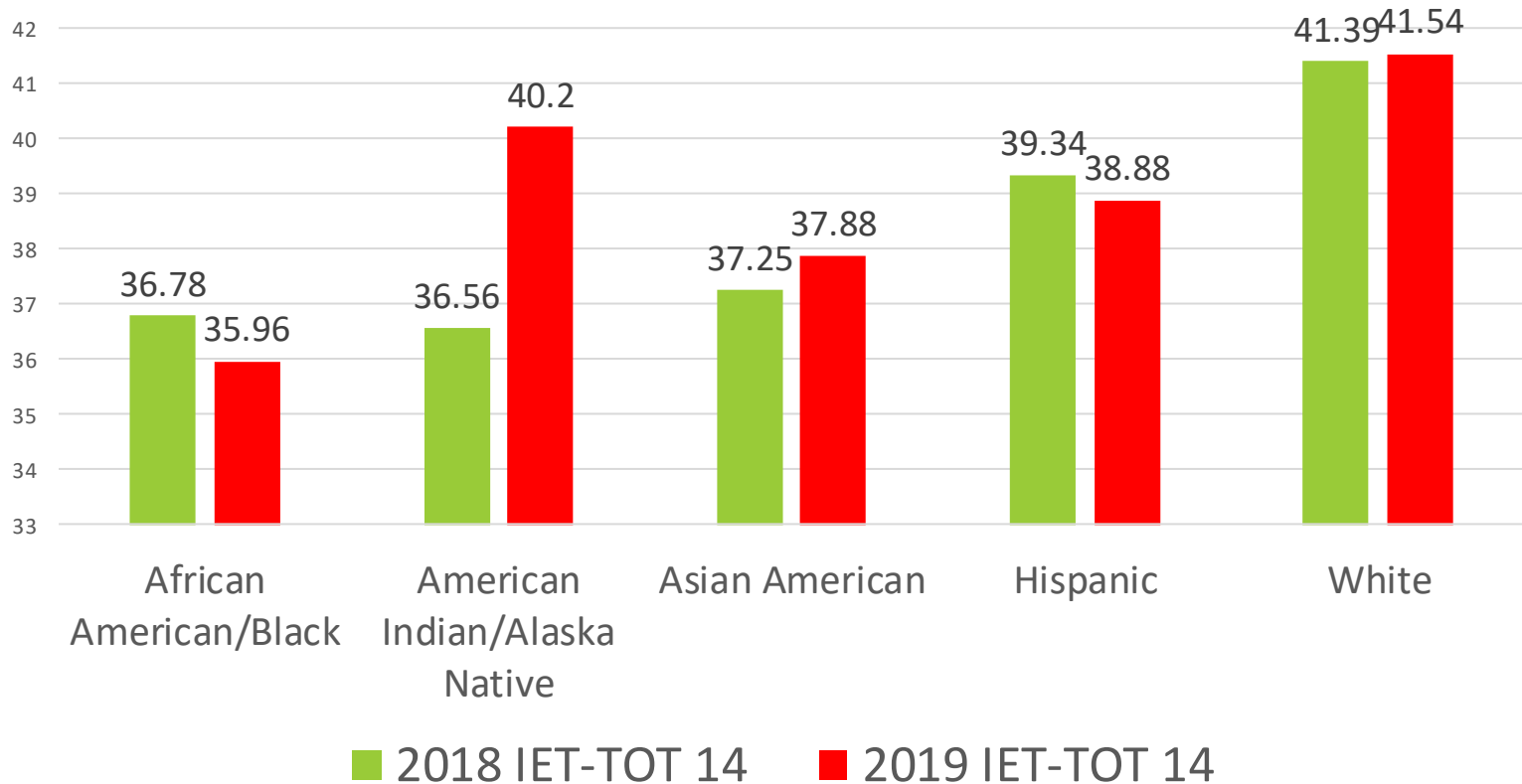
# IET Rate Comparison

Comparing Michigan Medicaid rates to NCQA and CMS rates, MI performance is better on IET-34 than IET-14.



# CY18 vs CY19 Statewide Rates

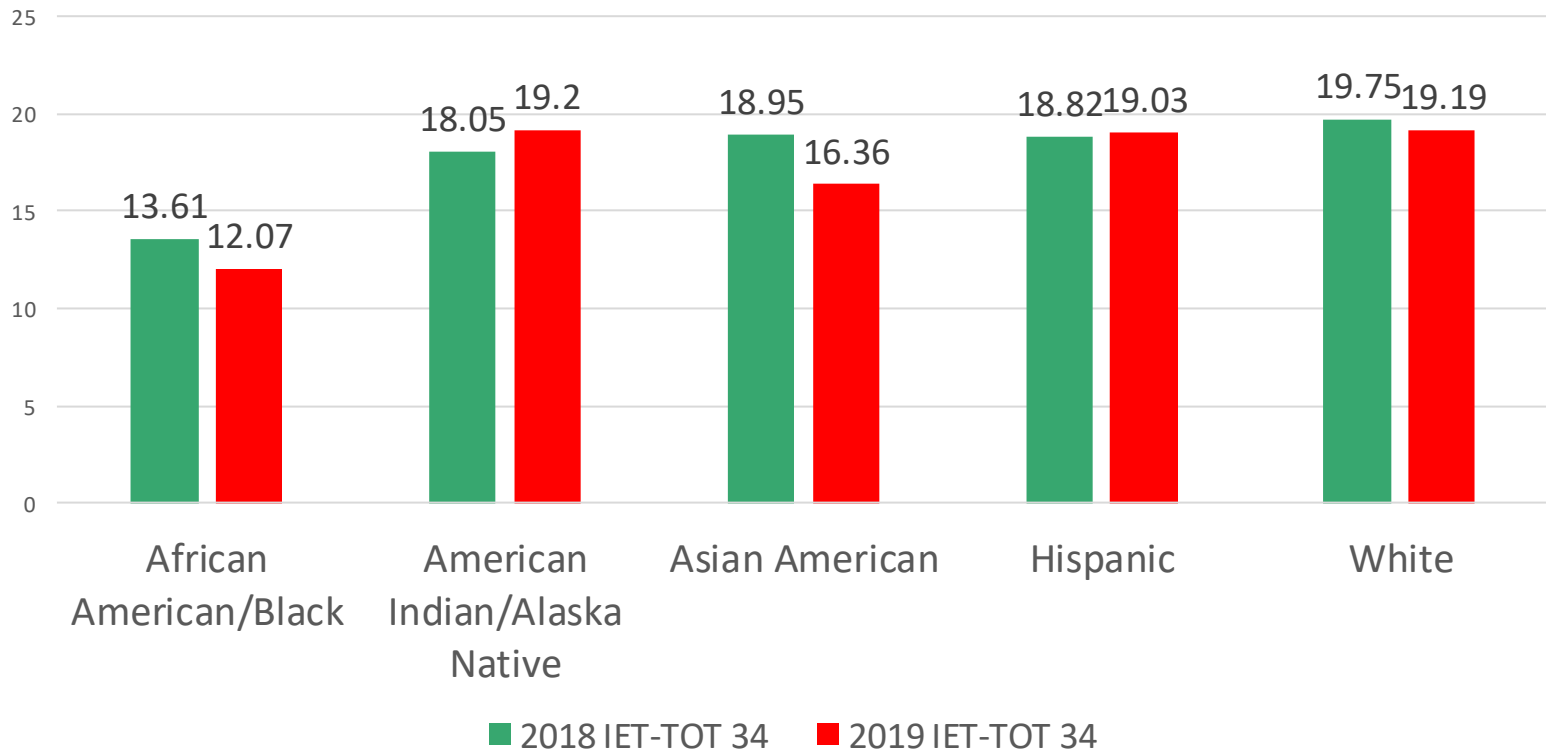
## IET-TOT14 Race/Ethnicity



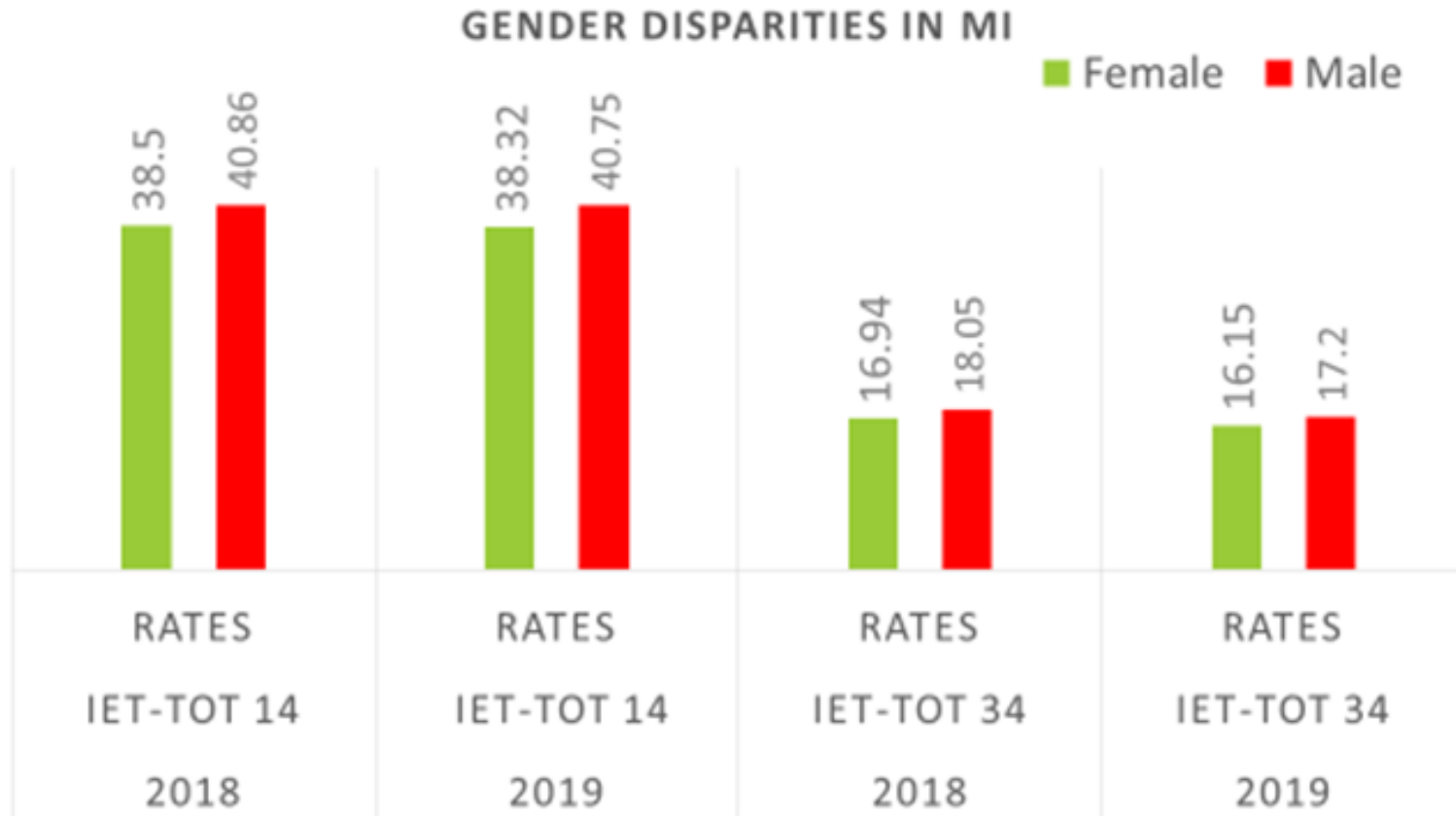


# IET-TOT<sub>34</sub> CY18 vs CY19 Statewide Rates

## IET-TOT<sub>34</sub> Race/Ethnicity

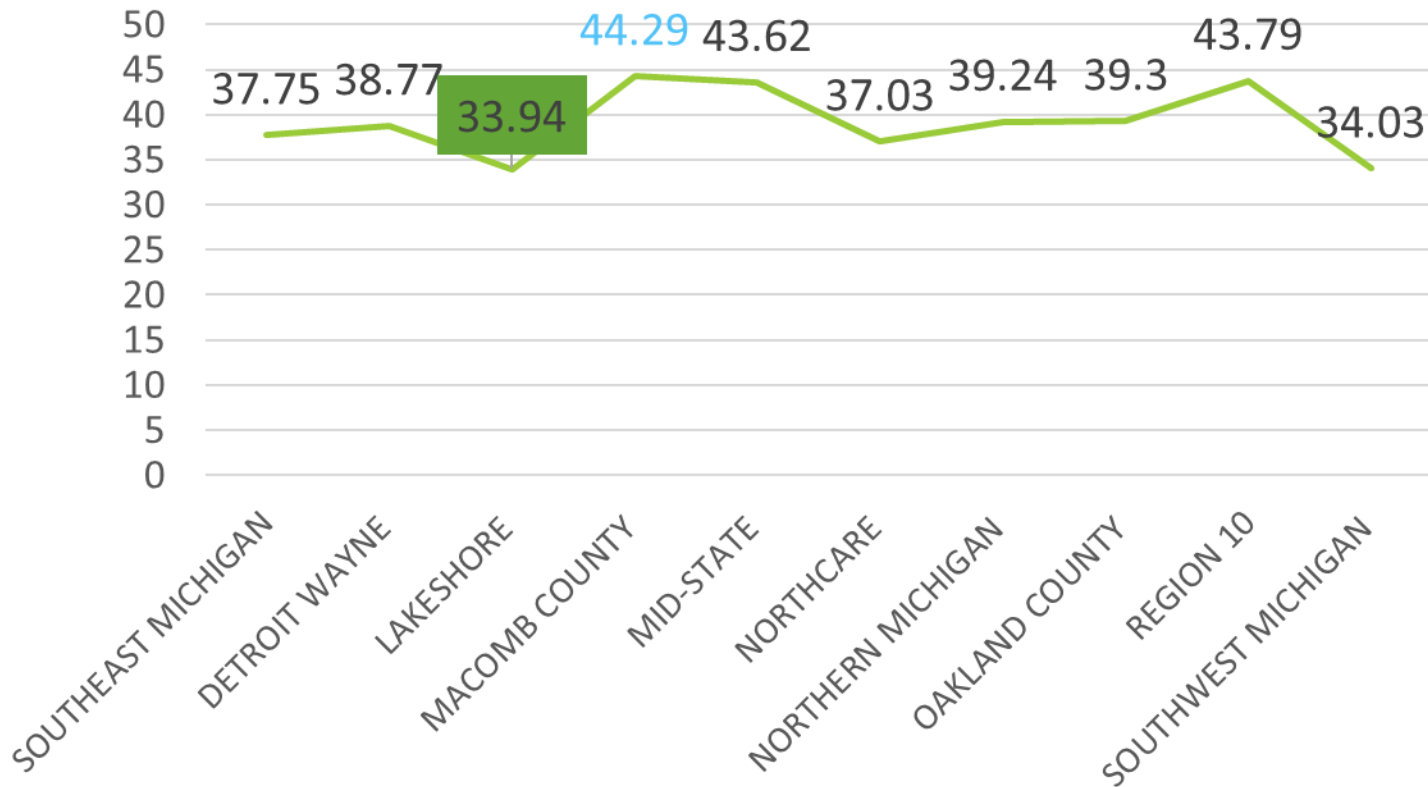


# IET MI CY18 & CY19 Statewide Rates by Gender



# IET-14 CY19 Rates by PIHP

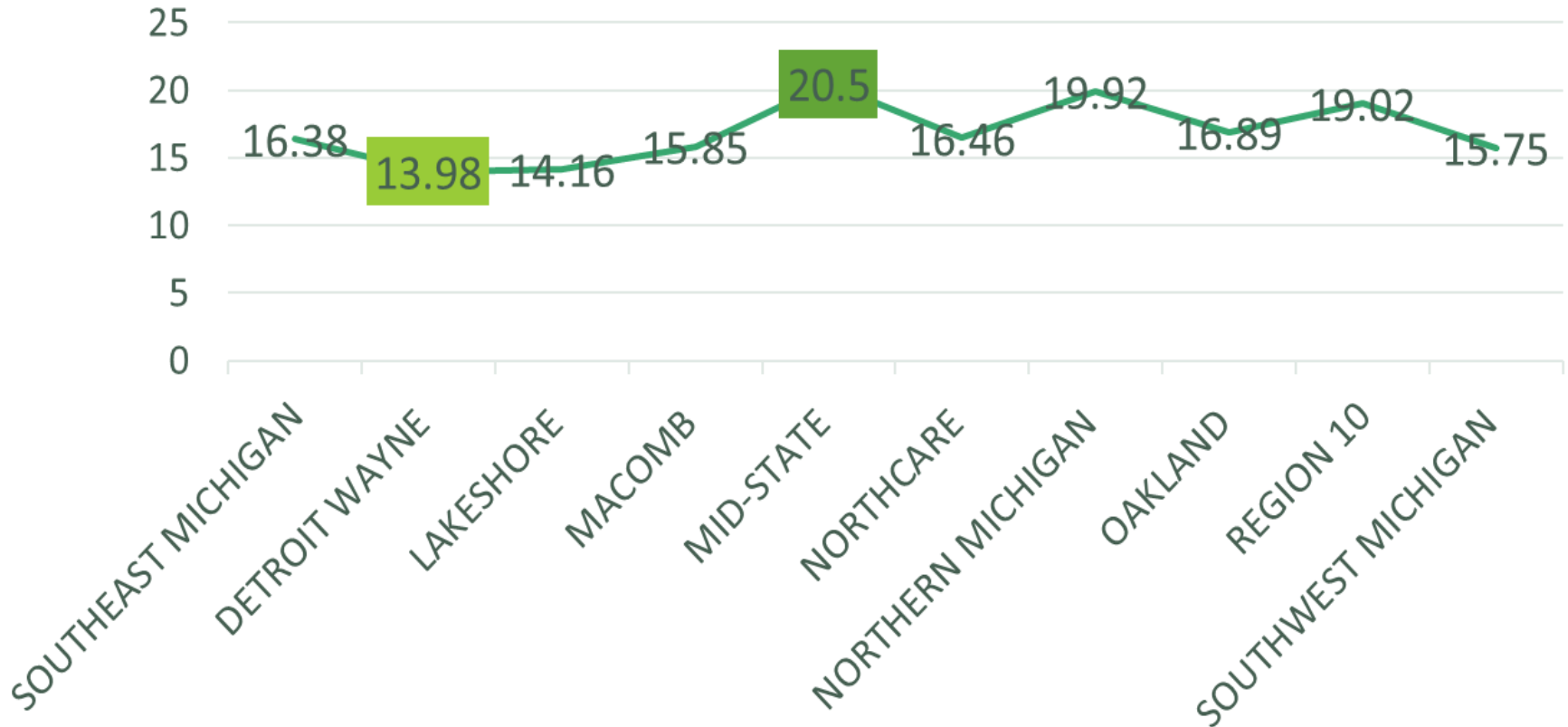
IET14 TOT (Child&Adult)



**NCQA 50<sup>th</sup>: 42.5 NCQA 75<sup>th</sup>: 46.8 CMS Adult Median: 42 CMS Adult Mean: 41 MI Medicaid mean: 39.7**

# IET-34 CY19 Rates by PIHP

IET-TOT 34 Rate (Child & Adult)



**NCQA 50<sup>th</sup>: 13.9 NCQA 75<sup>th</sup>: 18.5 CMS Adult Mean: 15.7 CMS Adult Median: 15.7 Michigan Medicaid Child & Adult: 16.73**

# IET-14 and IET-34 FY22 Performance Incentive Proposal

1. Points awarded for reducing the disparity between index population and at least one minority group on IET-14 and IET-34.
2. Points awarded Based on 2019 NCQA 50th and 75th Percentiles:
  - IET-14, 42.5% (NCQA 50th)
  - IET-34, 18.5% (NCQA 75th)

# IET next steps

BHDDA to share proposed FY22 benchmarks with PIHP Contract negotiation team

3/31/2021: PIHP FY21 data validation files due to MDHHS via DCH-File Transfer

# IET Contacts

Sha Yuan

YuanS@michigan.gov

Jackie Sproat

SproatJ@michigan.gov