

MiLearn Student Assessment Score Reporting Site Parent User Guide

**A Guide for Accessing and
Navigating the MiLearn
Student Assessment Score
Reporting Site**

Table of Contents

Introduction.....	3
Why is My Student Tested Every Year?.....	3
How You Can Use the MiLearn Student Assessment Score Reporting Site.....	3
Reports Available in the MiLearn Student Assessment Score Reporting Site.....	3
M-STEP Parent Report.....	3
Grade 8 Parent Report.....	4
Michigan Merit Examination (MME) Parent Report.....	4
MI-Access Parent Reports.....	4
WIDA Student Detail Reports.....	5
Accessing the MiLearn Site.....	5
Accessing Your Student’s Score Reports.....	7
Contacting the MiLearn Project.....	10
Logging Out of MiLearn.....	11

Introduction

This user guide for the MiLearn Student Assessment Score Reporting Site will show you how to access, navigate, and use the site to view your student's Michigan Student Test of Educational Progress (M-STEP) MI-Access, PSAT™ 8/9, SAT® with Essay, ACT® WorkKeys®, and/or WIDA assessment results. The MiLearn site provides a report of your student's performance on these state assessments for each year they took the tests.

As a parent, you will only see the score reports for the tests your child took. For example, if your child is an English Learner in the 8th grade, he or she will take the WIDA assessment, the M-STEP, and the PSAT 8/9 for grade 8 assessment in English language arts (ELA) and mathematics.

Why is My Student Tested Every Year?

State and federal law requires all students to be tested in specific grades and subjects once a year to measure student progress in learning state academic standards or other career- and college-ready goals. State assessments provide parents with valuable information of their student's academic achievement, as well as provide other stakeholders at the state, district, and school levels with important data to help make decisions about programs and improvement.

How You Can Use the MiLearn Student Assessment Score Reporting Site

The MiLearn Score Reporting Site is a tool to help you understand your student's state test scores and be informed of his or her yearly academic progress.

These reports provide an overview of your child's performance on statewide assessments. Please remember these assessments are only a snapshot of achievement and are one of several ways student progress is measured, which includes local tests, classroom work, and report cards.

You are encouraged to talk to your student and his or her teachers about their score results, so that their strengths, and strategies for improvement, can be identified to help them become career- and college-ready by the time they graduate from high school.

Reports Available in the MiLearn Student Assessment Score Reporting Site

M-STEP Parent Report

The M-STEP test measures what your student knows and can do in each grade and content area. Students in Michigan are assessed by the M-STEP in the following content areas:

- **English language arts:** Grades 3-7
- **Mathematics:** Grades 3-7
- **Social studies:** Grades 5, 8, and 11
- **Science:** Grades 5, 8, and 11*

* Science field test scores are not reported for the 2018-2019 school year in MiLearn.

The M-STEP Parent Report provides an overview of your student’s achievement on each M-STEP assessment he or she took in grades 3-7. Your student can also view their own M-STEP score results through MiLearn.

Grade 8 Parent Report

The Grade 8 Parent Report includes summary information for the statewide assessments that eighth graders are administered. Students in grade 8 take the following assessments:

- PSAT 8/9 for grade 8, which provides scores for ELA and mathematics
- M-STEP social studies assessment

Michigan Merit Examination (MME) Parent Report

Students in 11th grade take the Michigan Merit Examination or MME. The MME Parent Report includes the following scores:

- SAT college entrance exam, which provides scores for ELA including essay and mathematics
- M-STEP science and social studies assessments (note: science was a field test in 2019 and student scores are not reported in MiLearn for the 2018-2019 school year)
- ACT WorkKeys work skills assessment

MI-Access Parent Reports

MI-Access is Michigan’s alternate assessment system and is designed for students who have, or function as if they have, significant cognitive impairments, and whose Individualized Education Program (IEP) Team has determined that General Assessments, even with accommodations, are not appropriate. The MI-Access Parent Reports include student assessment scores for these MI-Access assessment levels:

- Functional Independence (FI)
- Supported Independence (SI)
- Participation (P)

WIDA Student Detail Reports

The WIDA Student Detail Reports include scores for the WIDA ACCESS for ELLs and the WIDA Alternate ACCESS for ELLs assessments, which are required yearly tests of K-12 students' English language abilities in Listening, Reading, Writing, and Speaking. Only students who are identified as English Learners (ELs) take these tests. If your student is an English Learner, he or she will take these tests until they are proficient in listening, reading, writing, and speaking in English.

There are two reports for WIDA assessments in the MiLearn Student Assessment Score Reporting Site:

- WIDA ACCESS for ELLs
- WIDA Alternate ACCESS for ELLs

The WIDA Alternate ACCESS for ELLs is a large-scale test of English language proficiency of English Learners (ELs) who have, or function as if they have, a significant cognitive disability.

Accessing the MiLearn Site

Step 1: Log into your student's **Student Information System (SIS)**. Your student's school may use PowerSchool, Skyward, MISTAR, Infinite Campus, or Synergy as a SIS (figure 1). This is the same application you use to look at your student's grades and homework assignments.



Figure 1: Student Information Systems supported by MiLearn

Step 2: Find the link for **State Assessments** and select the link.

Step 3: You will be greeted with the Authorized Use Policy screen to MiLearn (Figure 2): Select **I Agree** to continue.

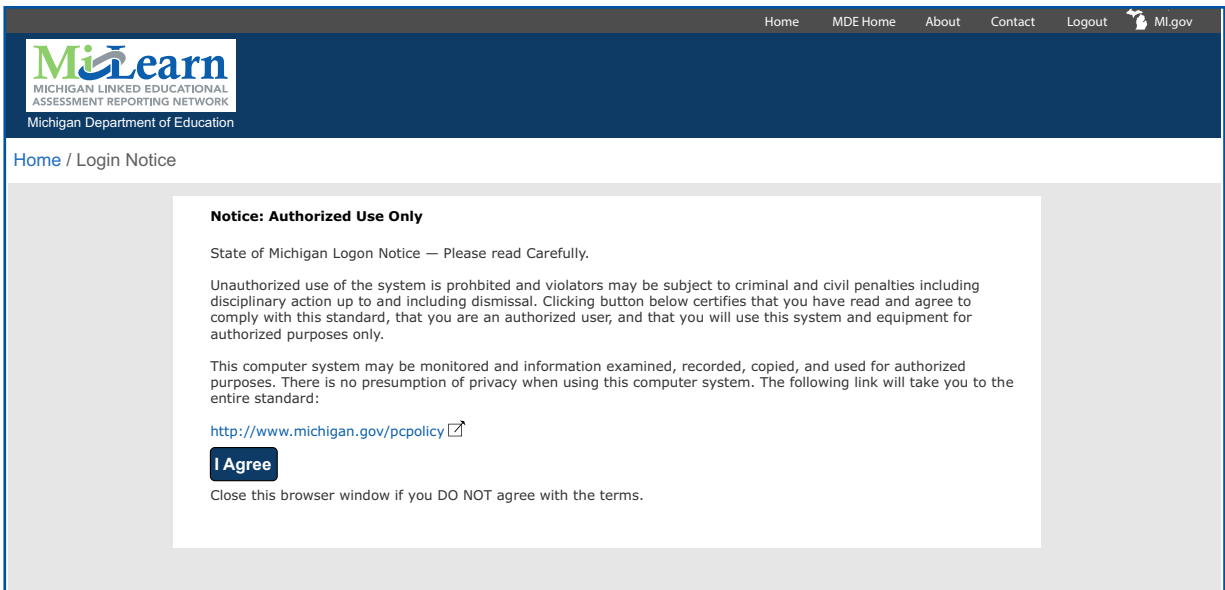


Figure 2: Authorized Use Policy Screen

Step 4: The MiLearn site will open to the Welcome page (Figure 3):

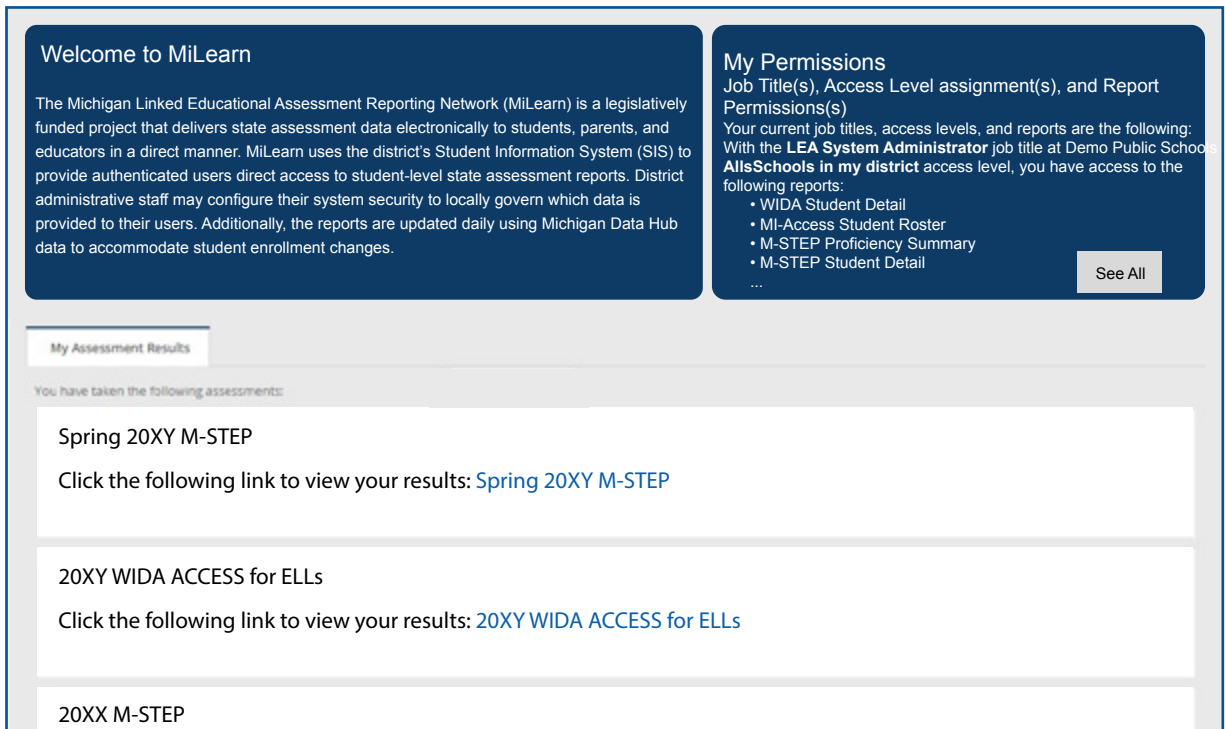


Figure 3: The MiLearn Welcome page

Accessing Your Student's Score Reports

Step 1: In the Student Assessment Results tab, you will see all test results for all years in which your student took a state assessment. Select the blue link(s) (Figure 4) to access your student's assessment scores.

Student Assessment Results

You have access to the following student assessment results:

Sample Student 1

Spring 20XX M-STEP

The assessment was taken at Sample Middle School while the student was in 8th grade.

Click the following link to view your results: [8th Grade](#)

Figure 4: Assessment Results tab

Step 2: The Assessment Results page will begin loading. **Note:** This may take a few seconds.

Step 3: The Assessment Results page for the Assessment selected will display. The Assessment Results page has several sections labeled in Figure 5.

Hide the student's most recent information ▼

Student's Most Recent Information
Name: Sample Student User
District: Sample Community Public Schools
School: Sample Elementary School

ID: 1234
Grade: Sixth Grade

20XZ 20XY 20XZ

Spring 20XZ M-STEP

4 Help Export

DOE, JANE | Grade 5
District: 00000 Sample Public Schools
School: 00000 Sample Elementary-Middle School

20XX Parent Report MStep

Dear Parent or Guardian:

This spring, your student took the Michigan Student Test of Educational Progress (M-STEP™). The M-STEP assessment is given to students once each spring to measure what students know and are able to do in relation to Michigan's academic standards established for each grade and subject. All students in grades 3-7 were assessed in mathematics and English language arts. In addition, students in grade 5 were assessed in social studies.

In 2015, the State Board of Education adopted new science standards. To measure these new standards, the Michigan Department of Education (MDE) is developing a new M-STEP science test. The MDE concluded the second year of a two-year science field test this past spring. A field test is meant to verify that the questions on the test measure what they are intended to. Individual science results are not included on this report because student proficiency was not calculated.

This report provides an overview of your student's performance on the Spring 20XX M-STEP. Please remember that these assessments are only a snapshot of achievement. I encourage you to discuss these results with teachers and other school professionals who know your student personally. Results of the M-STEP can be used together with other assessment and classroom performance information to provide a more complete picture of student achievement. This creates opportunities for schools and parents to collaborate and discuss strategies to make every student in Michigan career- and college-ready by the time they graduate.

For additional information on the M-STEP and Michigan's academic standards, please visit www.michigan.gov/mstep. Under the Parent/Student Information section, you will find:

- Michigan's Education Assessment System: What It Is, What It Means, and What It Offers
- What Parents Should Know About Assessments
- How to Read Your Child's Score Report for Grades 3-7
- Parent Report Video for Grades 3-8 and 11 outlining how to read this report
- Online Practice for M-STEP which contains examples of the types of questions your student may have experienced while taking the M-STEP assessments

Michigan students are our most important resource. Families, schools, and teachers succeed when they work together to support and inspire student achievement which will help us reach the goal of making Michigan a Top 10 education state in 10 years.

Sincerely,

Sheila A. Alles
Chief Deputy Superintendent
Michigan Department of Education

MICHIGAN Department of Education

UIC: 999999999

English Language Arts Overall Performance Level and Scale Score

1409-1480 Not Proficient 1481-1499 Partially Proficient 1500-1523 Proficient 1524-1560 Advanced

1535 [Gray] - margin of error

Claims Claim Performance Indicators

Claim	Performance Level
Reading	Adequate
Writing	Attention
Listening	Adequate
Research	At Risk

Most at risk of falling behind Attention may be indicated Adequate progress

Definitions

Claims Claims are used as a means to organize assessment targets. Claims apply to English language arts (ELA) and mathematics. Within the claims, assessment targets are used to organize the standards. A claim score reflects a student's performance on test items within that claim.

Claim Performance Indicator Graphs Claim performance for individual ELA and mathematics claims is indicated by the Claim Performance Indicator graph. The graph provides a visual representation of student performance relative to the range of possible performance within each claim. The orange portion of the graph indicates the student is most at risk of falling behind on a claim. The yellow portion of the graph indicates attention may be indicated for a student to continue meeting the claim. The blue portion of the graph indicates the student is making adequate progress on a claim.

Disciplines Disciplines are used to organize content standards and expectations. Disciplines apply to social studies. A discipline score reflects a student's performance on the test items within the discipline.

Margin of Error Educational measurements are attempts to capture a student's true score, or ability, in the area being assessed. The margin of error around the student score is an estimate of the range of scores one would expect if the same student was to be measured repeatedly with parallel assessments.

Figure 5: M-STEP Parent Report

1 Most Recent Student Information: This part contains information about your student and his or her current school (Figure 6).

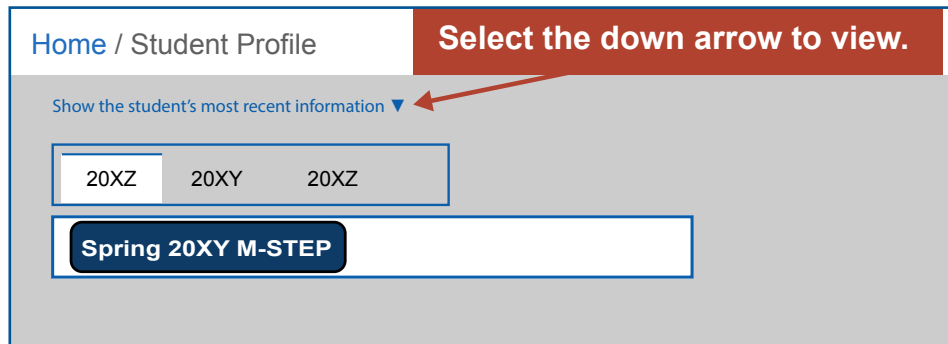


Figure 6: Most Recent Student Information

2 Assessment Year: Each year (up to 3 years) your student took a state assessment is listed in this area (Figure 7).

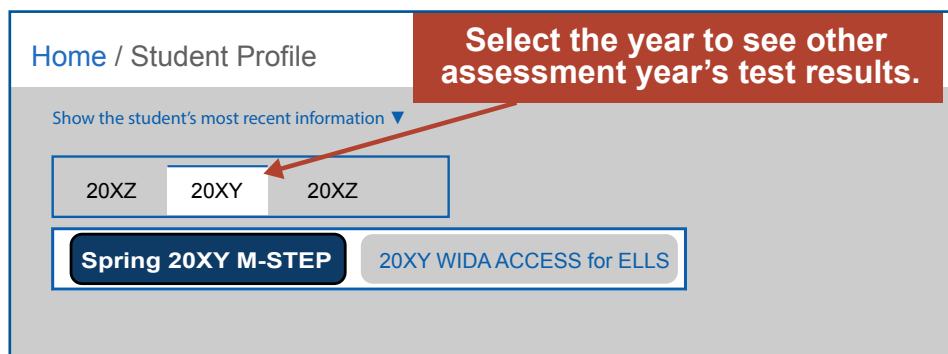


Figure 7: Assessment Year tab

3 Assessment Tab: Each state assessment (up to three years) your student took is listed in this area. You can select the assessment results you want to see using these tabs (Figure 8).

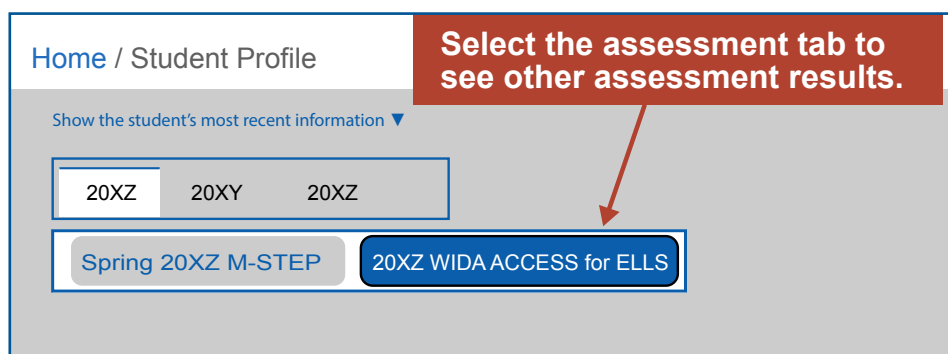


Figure 8: Assessment Tab

4 Help and Export Buttons:



Figure 9: Help and Export buttons

For more information about the report, select **Help**. A Help document will display (Figure 10). The Help document explains in detail what is included in each section of the report. There is a different Help document for the M-STEP, Grade 8 assessments, MME, MI-Access, and WIDA reports in the MiLearn Student Assessment Score Reporting Site (Figure 10).

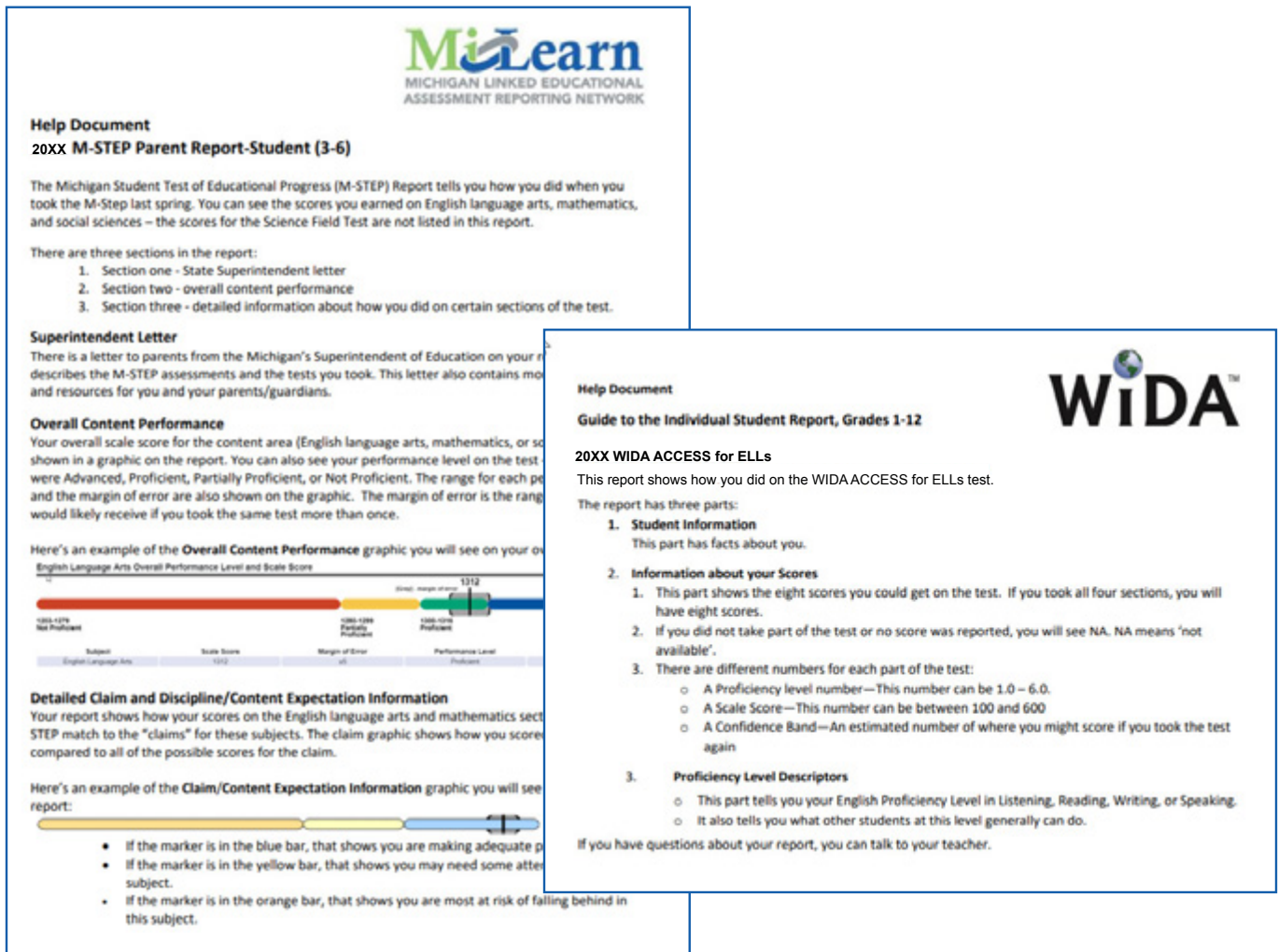


Figure 10: M-STEP and WIDA Help Documents

To download a report document that can be printed and/or saved, select **Export** (Figure 11).

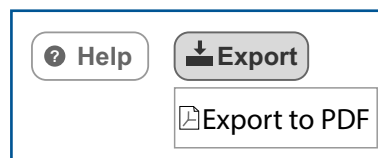


Figure 11: Export button

Contacting the MiLearn Project

If you need more information, there are several options in the upper right corner of the MiLearn page.

- **Contact the MiLearn Project Team** (Figure 12)

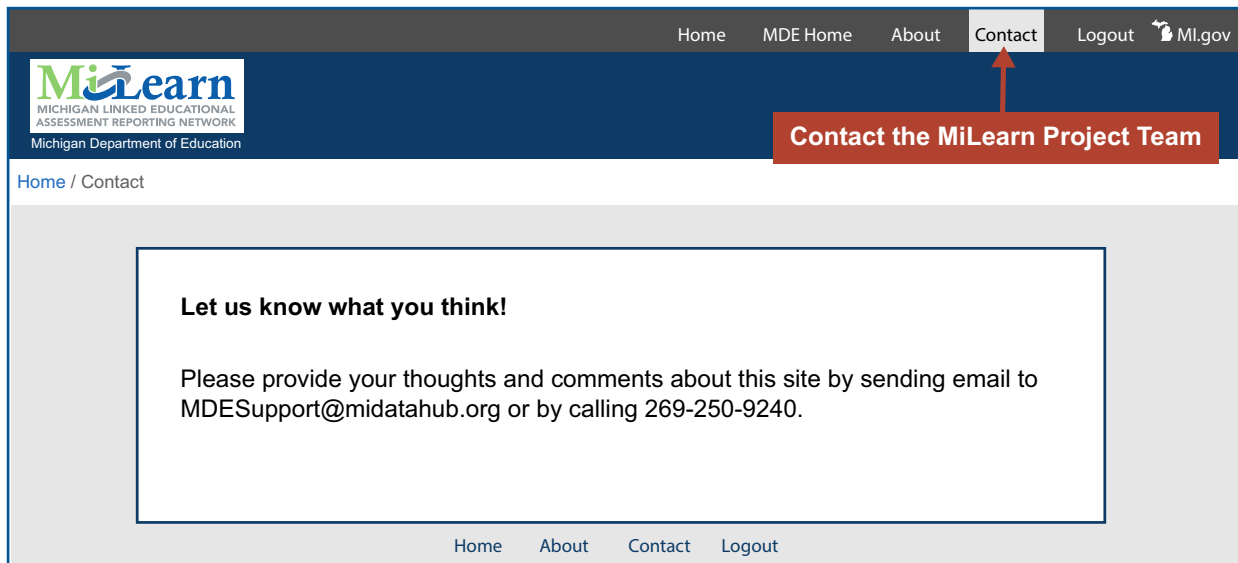


Figure 12: Contact MiLearn

- **About the MiLearn Project** (Figure 13): When you select the About link, you will see the following message:

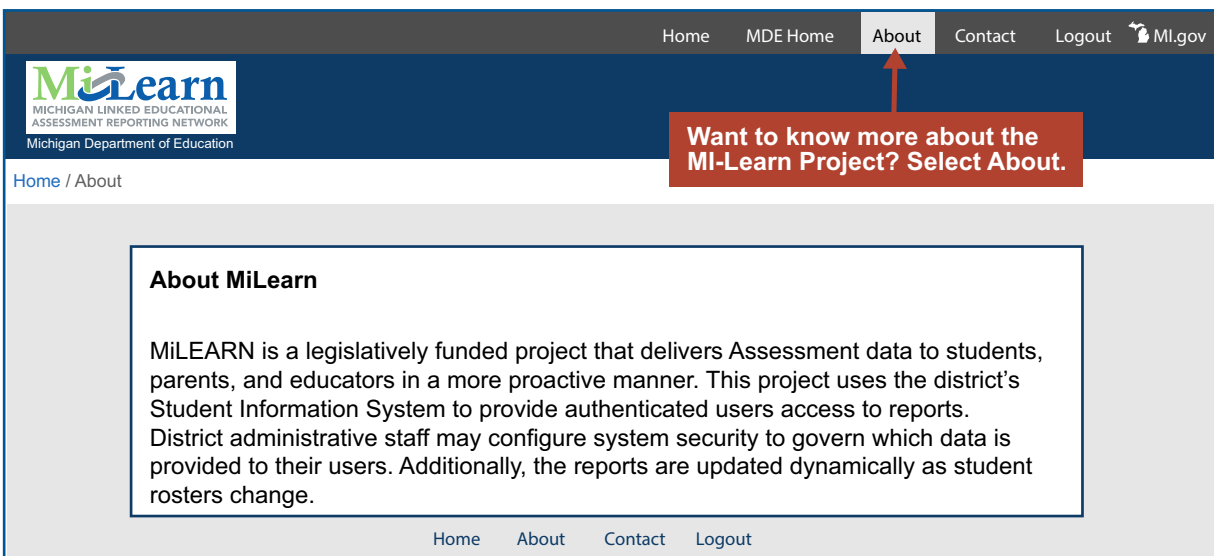


Figure 13: About MiLearn

Logging Out of MiLearn

When you are done viewing your student's scores, be sure to log out of MiLearn by selecting one of the logout links on the page (Figure 14).

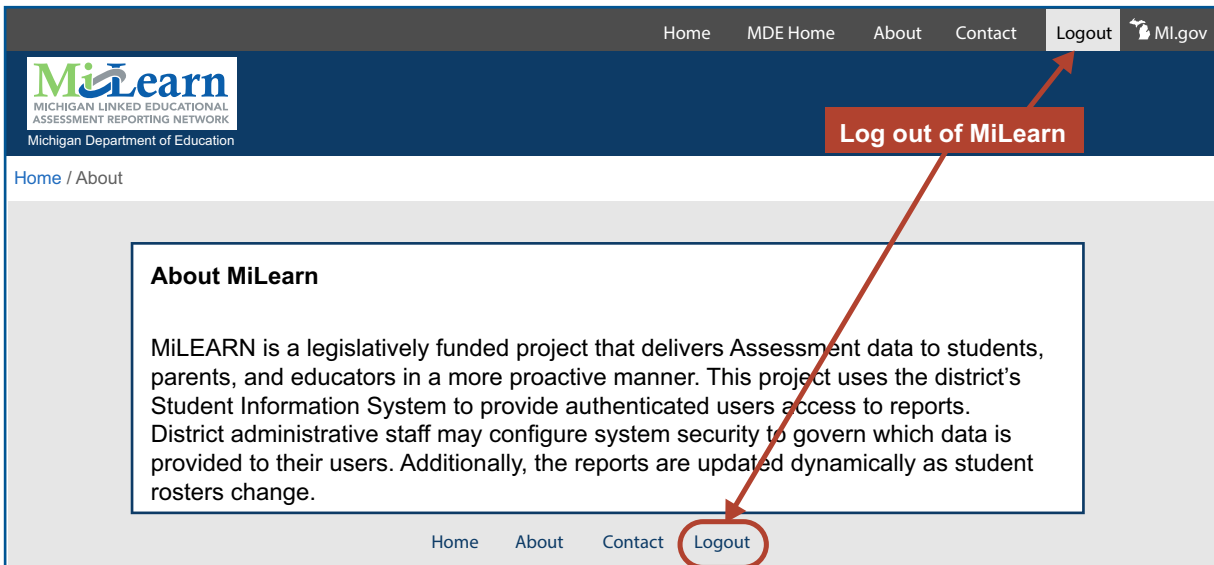


Figure 14: Log Out of MiLearn

Once you are logged out, you will see the message below (Figure 15):

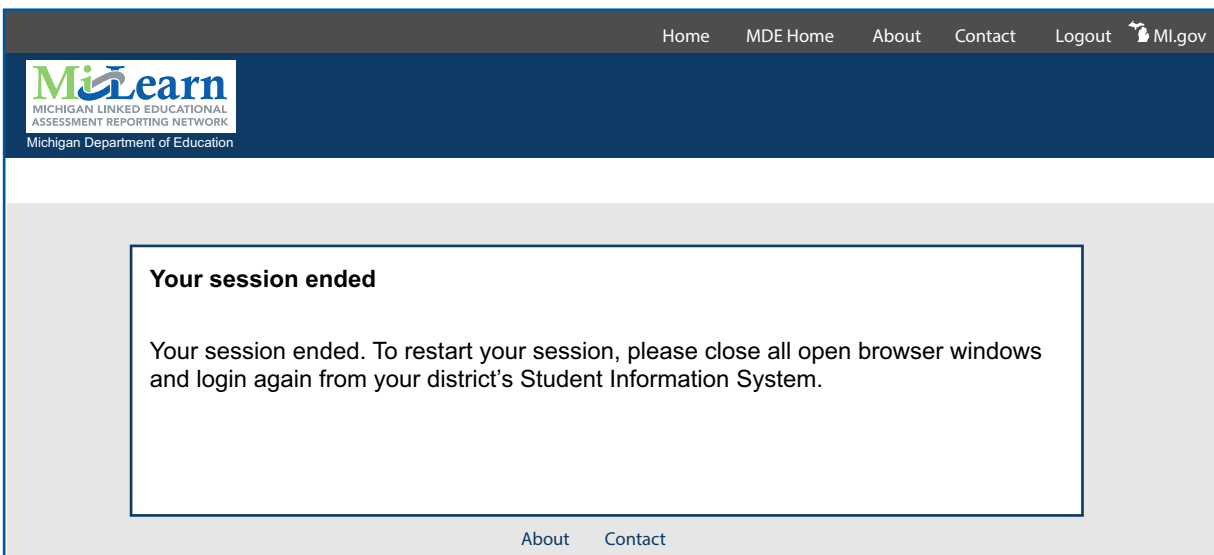


Figure 15: Session Ended screen

Thank you for using this guide. We hope you have found it helpful for using the MiLearn Student Assessment Score Reporting Site.