

Michigan Occupational Injury and Illness Case and Demographic Data 2016

25,000 injuries and illnesses that required days away from work* beyond the day of the incident were reported in private industry workplaces during 2016.

MICHIGAN DEPARTMENT OF LICENSING & REGULATORY AFFAIRS,
MICHIGAN OCCUPATIONAL SAFETY AND HEALTH ADMINISTRATION
TECHNICAL SERVICES DIVISION,
MANAGEMENT INFORMATION SYSTEMS SECTION
MARCH 2018

LOST WORKTIME INJURIES AND ILLNESSES: CHARACTERISTICS AND RESULTING TIME AWAY FROM WORK MICHIGAN 2016

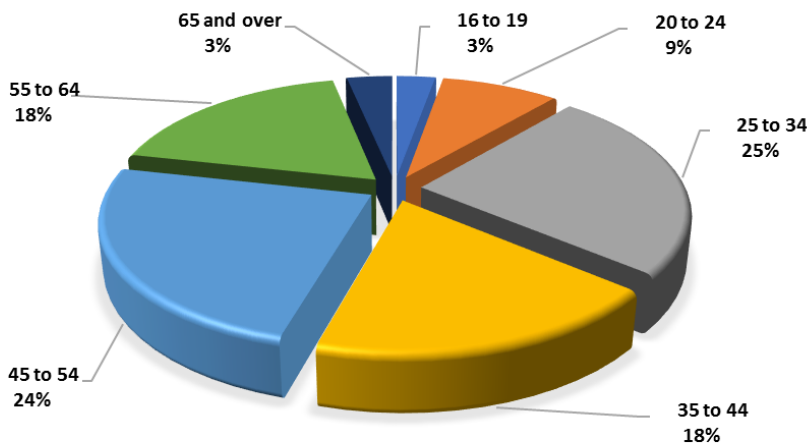
This publication contains Case and Demographic data reported on the Survey of Occupational Injuries and Illnesses. This survey is conducted by the Bureau of Labor Statistics (BLS), U.S. Department of Labor, in cooperation with the Department of Licensing & Regulatory Affairs, Michigan Occupational Safety and Health Administration (MIOSHA), Technical Services Division, Management Information Systems Section.

During 2016, a total of 25,000 injuries and illnesses that required days away from work* beyond the day of the incident were reported in private industry workplaces in Michigan. Nationally, there were a total of 892,270 reported.

The following charts give specific details regarding data collected by age, length of service, nature, part of body, source, and event. There is also a chart showing the occupations with the most injuries and illnesses.

WORKER CHARACTERISTICS HIGHLIGHTS

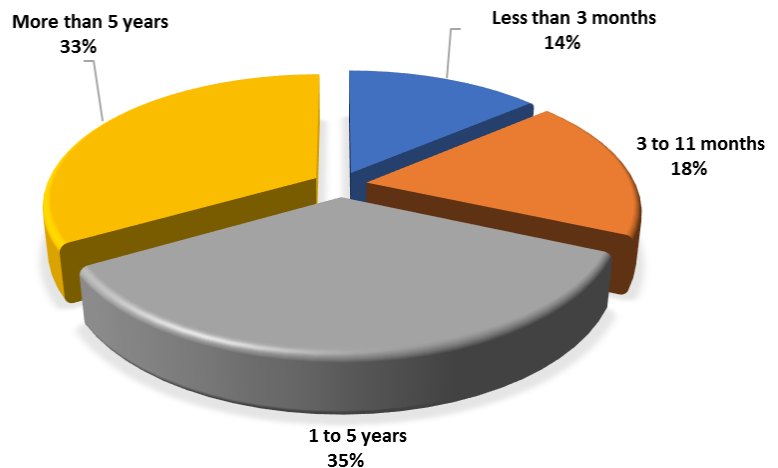
AGE



Workers between the ages of 25-34 accounted for the highest percentage of the total injury and illness cases during 2016.

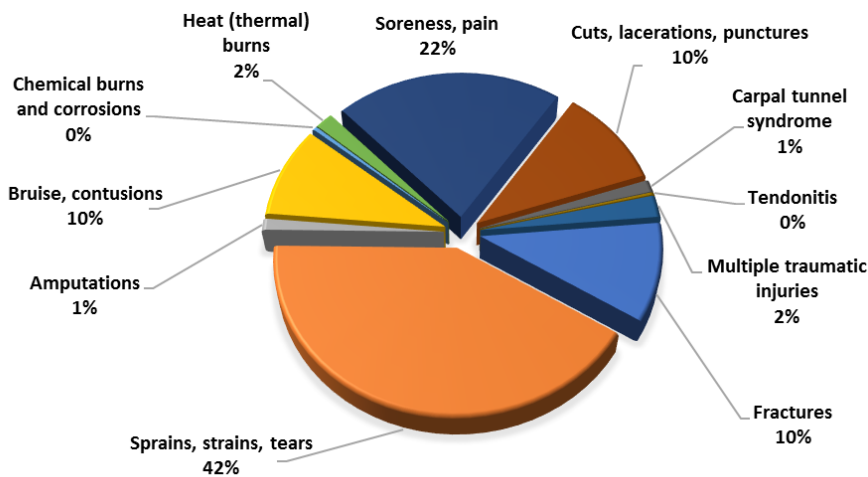
LENGTH OF SERVICE

Thirty-five percent of the injury and illness cases involved workers who had been on the job between one and five years.



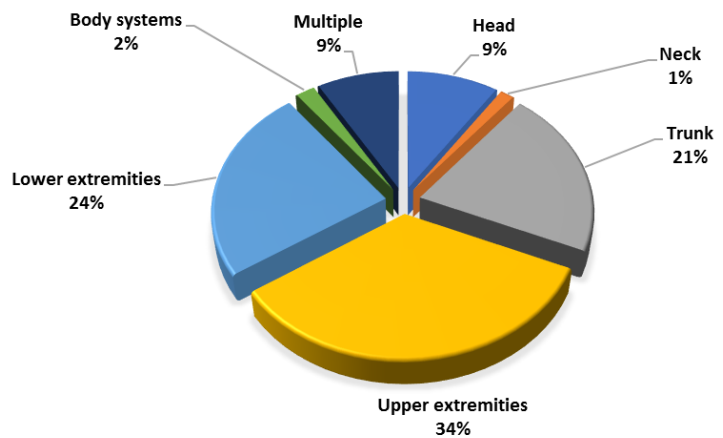
CASE CHARACTERISTICS

NATURE of INJURY/ILLNESS



Sprains, strains, tears made up over 42% of all nonfatal occupational injuries and illnesses in 2016.

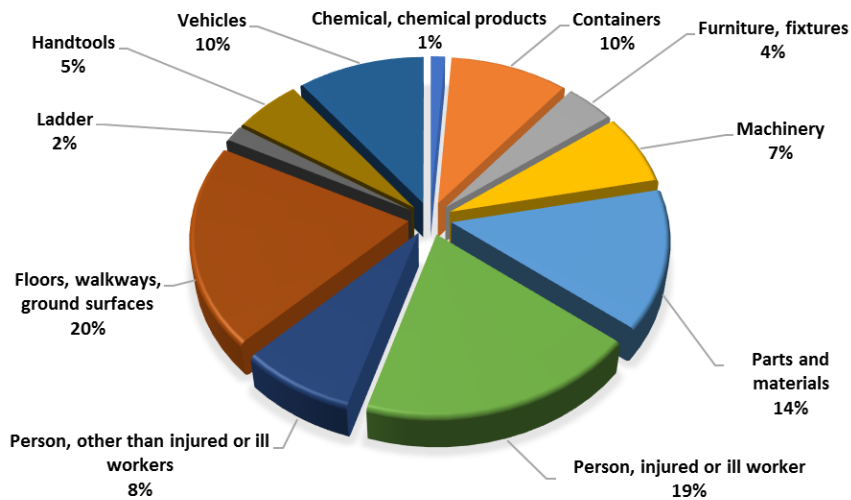
PART OF BODY



Upper extremities was reported in 34% of the injury and illness cases during 2016.

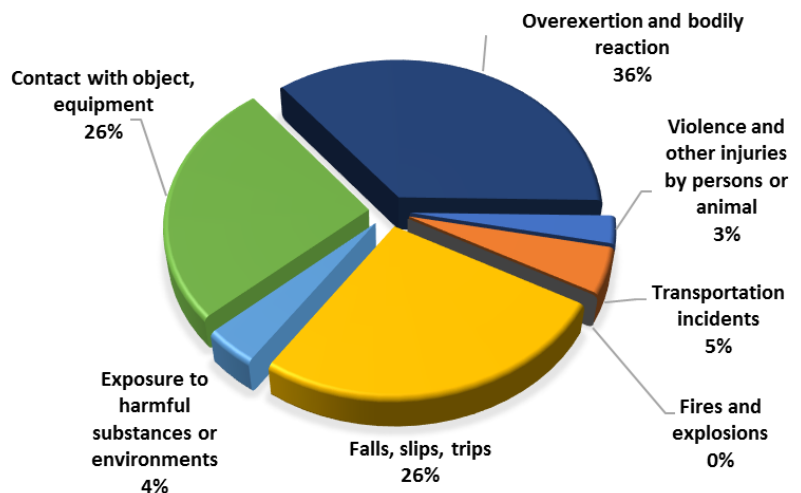
CASE CHARACTERISTICS (Continued)

SOURCE



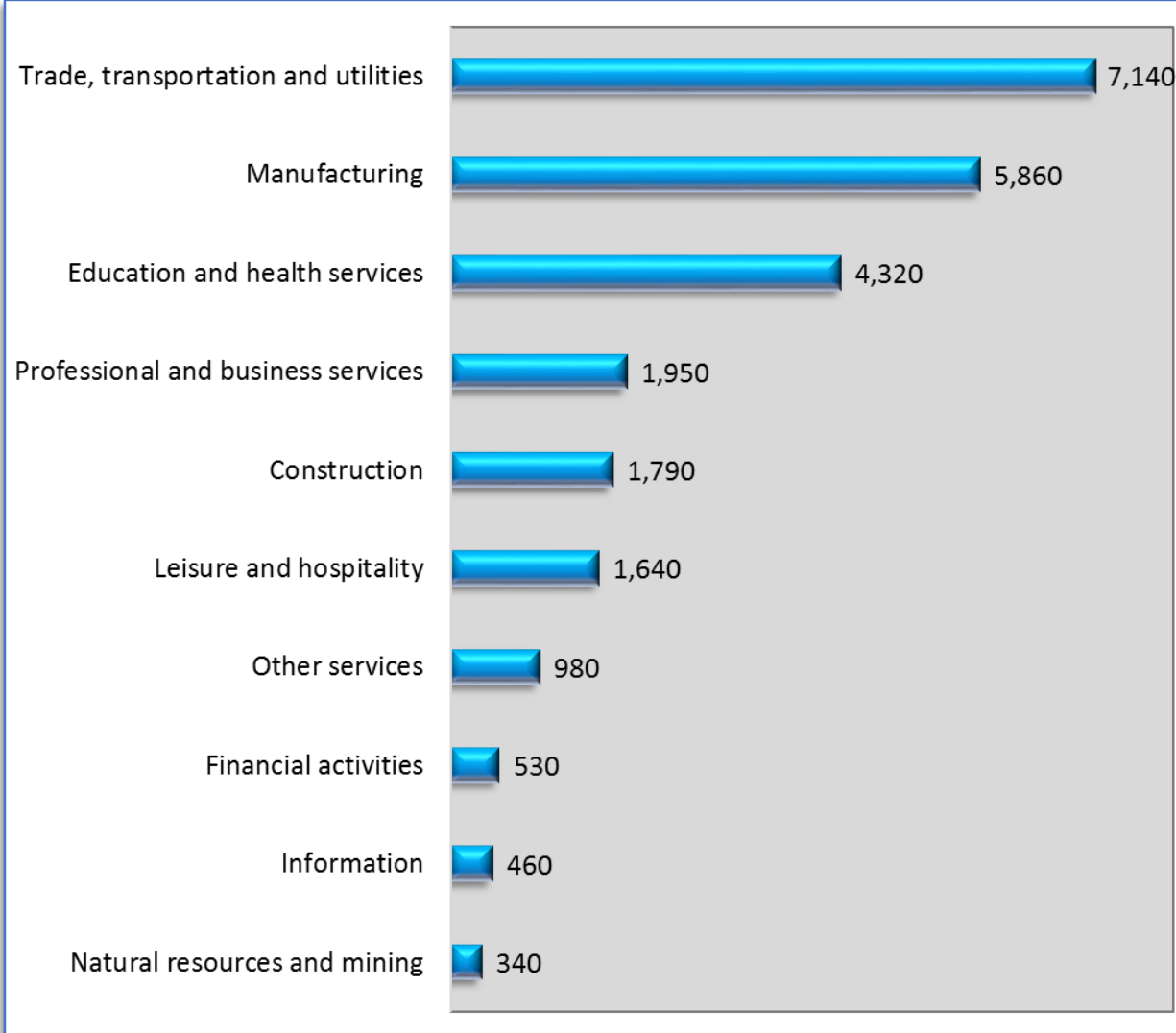
Floors, Walkways, Ground Surfaces contributed to 20% of the occupational injuries and illnesses during 2016.

EVENT



The event of Overexertion was the leading category involved in 36% of the nonfatal occupational injuries and illness during 2016.

Occupations with the Most Injuries and Illnesses with Days Away From Work (DAFW), Michigan Private Industry, 2016



*Days away from work cases include those that result in days away from work with or without job transfer or restriction.

Source: Bureau of Labor Statistics, U. S. Department of Labor, Survey of Occupational Injuries and Illnesses.