

Michigan Occupational Injury and Illness Case and Demographic Data 2013

26,600 injuries and illnesses that required days away from work* beyond the day of the incident were reported in private industry workplaces during 2013.

MICHIGAN DEPARTMENT OF LICENSING & REGULATORY AFFAIRS,
MICHIGAN OCCUPATIONAL SAFETY AND HEALTH ADMINISTRATION
TECHNICAL SERVICES DIVISION,
MANAGEMENT INFORMATION SYSTEMS SECTION
JUNE 2016

LOST WORKTIME INJURIES AND ILLNESSES: CHARACTERISTICS AND RESULTING TIME AWAY FROM WORK MICHIGAN 2013

This publication contains Case and Demographic data reported on the Survey of Occupational Injuries and Illnesses. This survey is conducted by the Bureau of Labor Statistics (BLS), U.S.

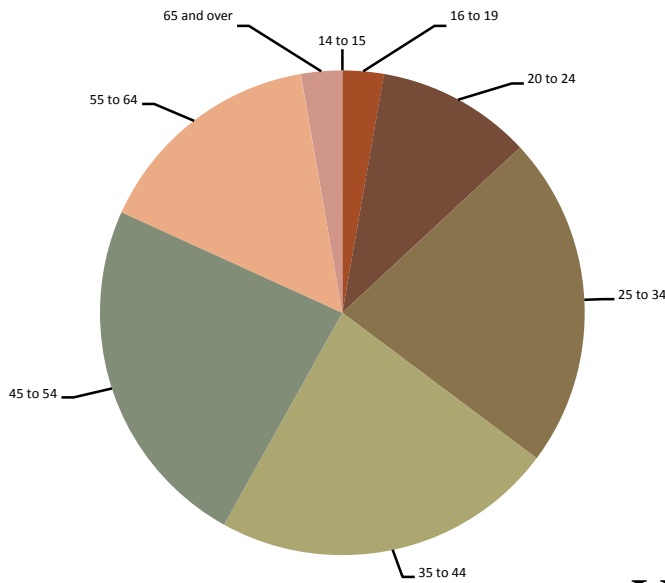
Department of Labor, in cooperation with the Department of Licensing & Regulatory Affairs, Michigan Occupational Safety and Health Administration (MIOSHA), Technical Services Division, Management Information Systems Section.

During 2013, a total of 26,600 injuries and illnesses that required days away from work* beyond the day of the incident were reported in private industry workplaces in Michigan. Nationally, there were a total of 1,162,210 reported.

The following charts give specific details regarding data collected by age, length of service, nature, part of body, source, and event. There is also a chart showing the occupations with the most injuries and illnesses.

WORKER CHARACTERISTICS HIGHLIGHTS

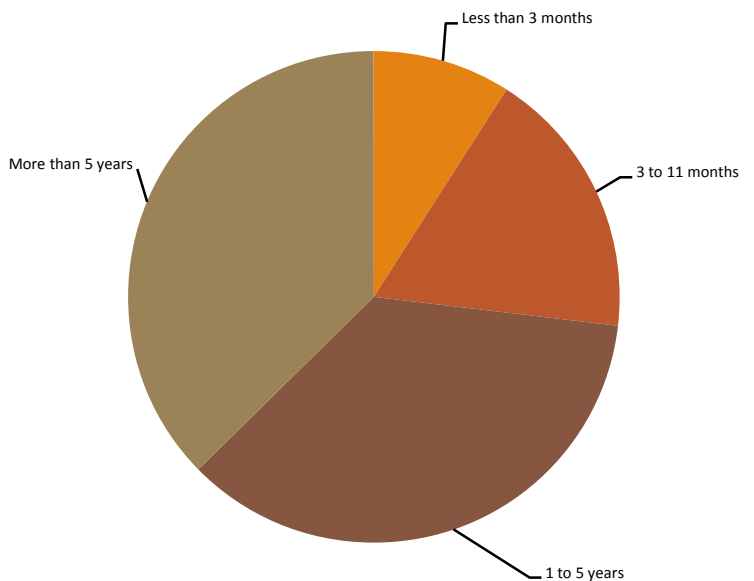
AGE



Workers between the ages of 35-54 accounted for almost half of the total injury and illness cases during 2013.

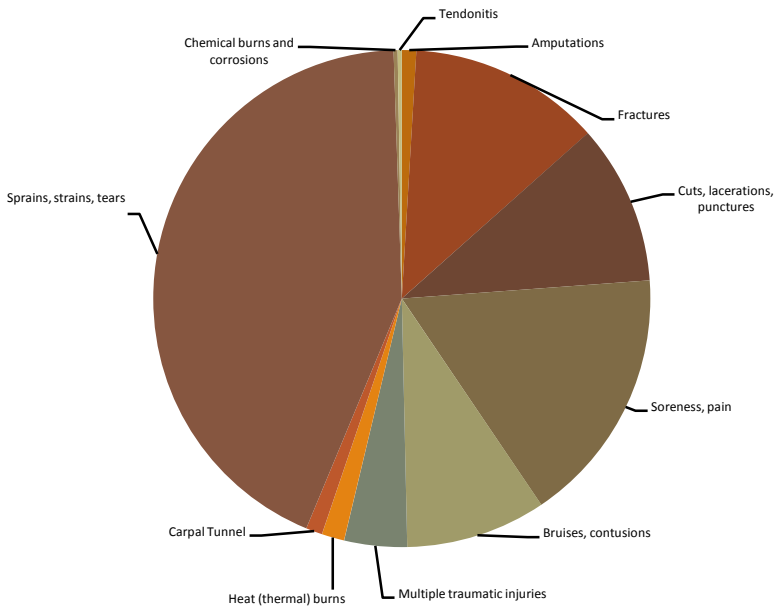
Thirty-seven percent of the injury and illness cases involved workers who had been on the job for more than five years.

LENGTH OF SERVICE



CASE CHARACTERISTICS

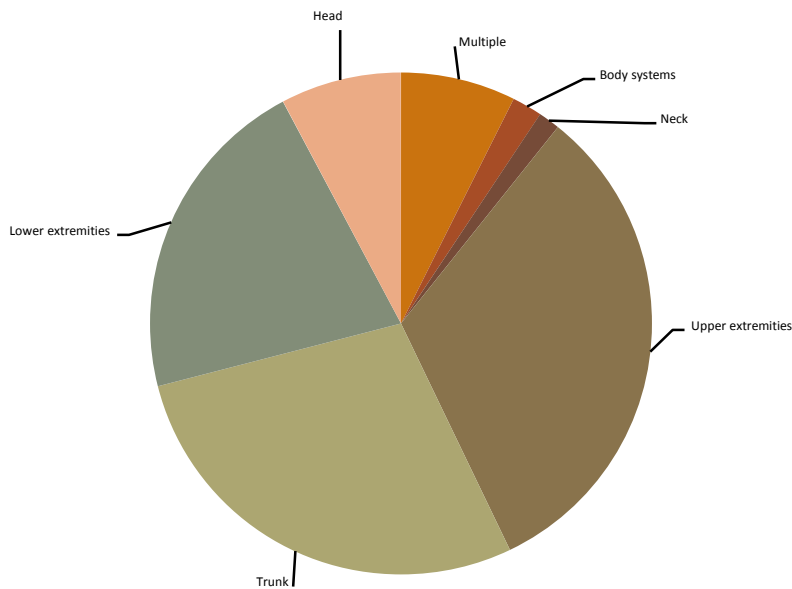
NATURE



Sprains, strains, tears made up over 37% of all nonfatal occupational injuries and illnesses in 2013.

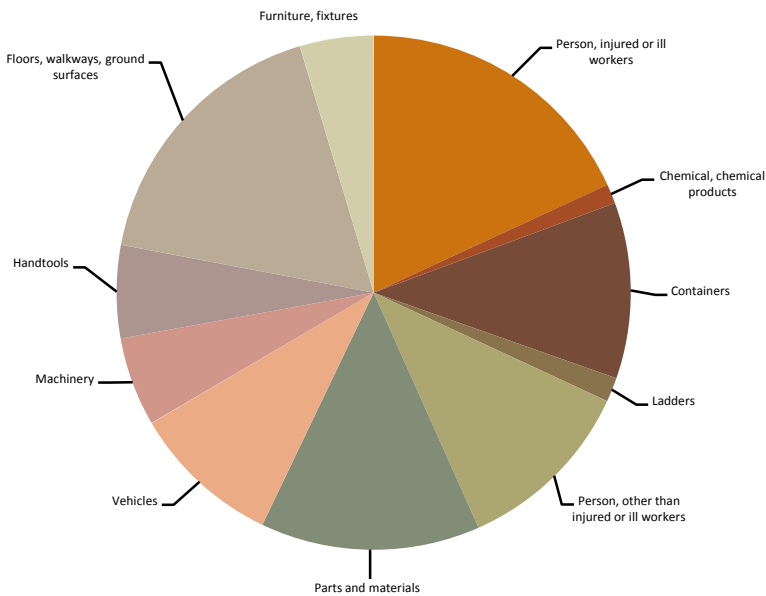
Upper extremities was reported in 32% of the injury and illness cases during 2013.

PART OF BODY



CASE CHARACTERISTICS (Continued)

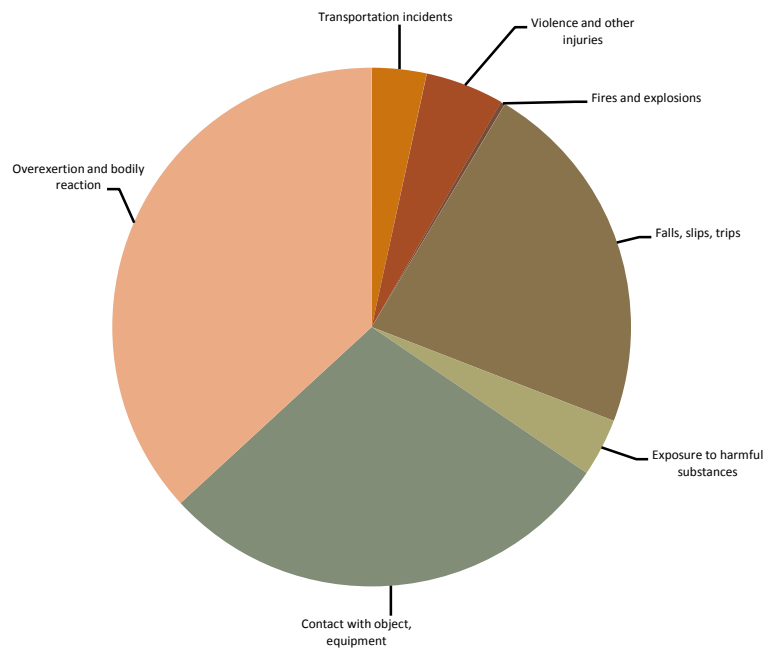
SOURCE



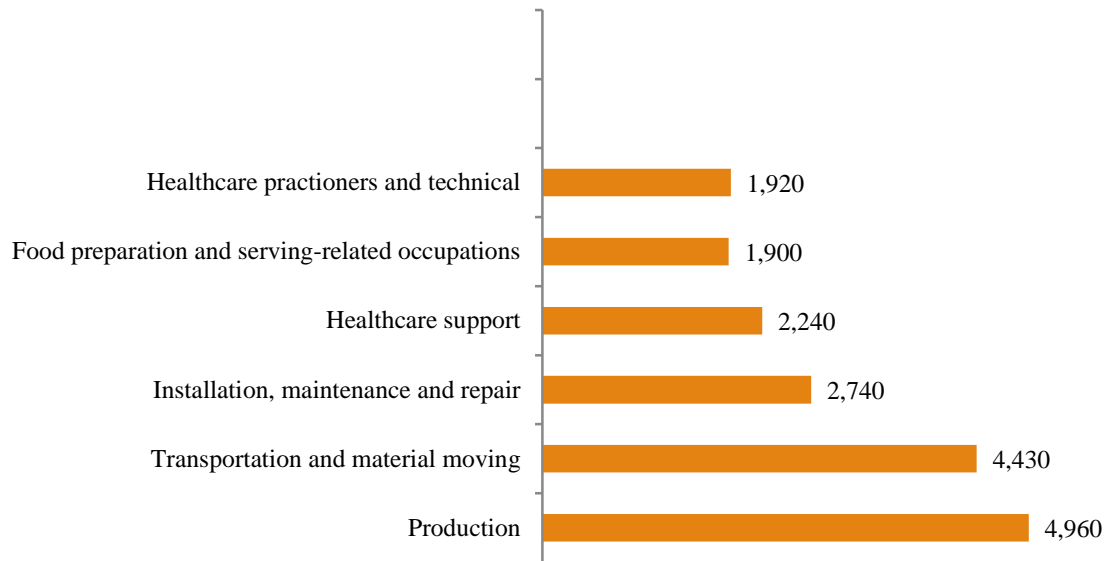
Person, injured or ill worker contributed to almost 18% of the occupational injuries and illnesses during 2013.

The event of Overexertion and bodily reaction was the leading category involved in 37% of the nonfatal occupational injuries and illness during 2013.

EVENT



Occupations with the Most Injuries and Illnesses with Days Away From Work (DAFW), Michigan Private Industry, 2013



*Days away from work cases include those that result in days away from work with or without job transfer or restriction.

Source: Bureau of Labor Statistics, U. S. Department of Labor, Survey of Occupational Injuries and Illnesses.