

The following publications are available free of charge to Michigan local health departments, healthcare providers, social services agencies, and others. Please complete the order form on page 3 and fax or mail the form to the MDHHS Communicable Disease Division.

Image	Publication Description	Order Limit
	<p>2019 Health Care Professional's Guide to Disease Reporting in Michigan: A Summary of the Michigan Communicable Disease Rules (printable PDF version)</p> <p>Most current update on reportable diseases, laboratory submission and reporting guidelines in Michigan.</p>	<p>NOT AVAILABLE COMING SOON</p>
	<p>2019: Reportable Diseases in Michigan – By Condition (Quick Reference) (printable PDF version)</p> <p>2019: Reportable Diseases in Michigan – By Pathogen (Quick Reference) (printable PDF version)</p> <p>Most current update of the reportable disease list for Michigan. One page reference includes local health department contact information.</p>	<p>20</p>
	<p>Michigan Rabies Assessment: When A Person Has Been Exposed (printable PDF version)</p> <p>Michigan Rabies Assessment: When An Animal Has Been Exposed or Bitten People or Pets (printable PDF version)</p>	<p>10</p>
	<p>Refrigerator Magnet: What to do about a bat in your home? (view larger image here)</p> <p>Information for Michigan residents regarding bats in the home. Includes procedures for safe bat capture, and instructions to contact the local health department for rabies exposure and testing consultation.</p>	<p>25</p>
	<p>Brochure: Beware of Rabies. Be Aware of Rabies. (printable PDF version)</p> <p>This full-color, 16-page educational pamphlet discusses Rabies biology, bats, rabies exposures, prevention, vaccination, and what to do if bitten or scratched by an animal. (5.5"x5.5" - packs of 25)</p>	<p>25</p>
	<p>Rabies Post-Exposure Prophylaxis (PEP) Posters (11"x17" full color poster) (printable PDF version)</p> <p>This poster provides recommendations to healthcare providers about rabies exposure reporting and when to initiate rabies PEP for an individual potentially exposed to rabies. Health departments can add their telephone number in the allotted space.</p>	<p>10</p>
	<p>West Nile Virus Fight the Bite Pamphlet</p> <p>Prevention information and frequently asked questions for the public. (printable PDF version)</p>	<p>OUT of STOCK</p>













Image	Publication Description	Order Limit
	<p>Ticks and Your Health Booklet (printable PDF version)</p> <p>Information on common tick species in Michigan and the diseases they may transmit. Personal, companion animal, and landscape tick prevention information.</p>	<p>25</p>
	<p>Be Aware Trail Head Posting</p> <p>Printed on durable plastic, this pre-drilled sign may be attached to wooden posts or backboards. The posting is intended for use in areas where ticks may be found such as parks, campsites, and nature trails. (preview posting here)</p>	<p>3 For larger quantities please call 517-335-8165</p>
	<p>A) Tick Bite Prevention in Michigan's Outdoors Poster</p> <p>How to prevent tick bites when recreating outdoors, how to remove a tick, Michigan risk areas, when to see your doctor. 11"x17" (printable PDF version)</p> <p>B) Tick Bite and Lyme Disease Prevention in Michigan Poster</p> <p>Children and Lyme disease information, ways to keep your children "tick free," how to remove a tick, Michigan risk areas. 11"x17" (printable PDF version)</p>	<p>5</p>
	<p>Michigan Tick ID Card (2"x3.5" business card size)</p> <p>Quick reference for tick identification of Michigan's most common ticks. Also provides tick removal and bite-prevention information. (preview ID Card here)</p>	<p>25</p>
	<p>Tick Submission Kit</p> <p>Pre-packaged specimen container, addressed shipping envelope, instructions, and "Ticks and Your Health" brochure. Intended for use by the public to submit removed ticks for identification and potential testing. (to view directions on tick submission, and more detailed information about the tick submission kit click here)</p>	<p>3</p>
	<p>Looking for a bull's-eye rash? Look again – erythema migrans can take many forms. (14"x21" full color poster) (printable PDF version)</p> <p>Information for healthcare providers to help differentiate the different possible presentations of erythema migrans, the most common early symptom of Lyme disease.</p>	<p>10</p>

Image	Publication Description	Order Limit
	<p>Don't Let Bed Bugs Bite: Tri-fold pamphlet (printable PDF version)</p> <p>Identification of bed bug signs, and suggestions for the public and property managers on bed bug prevention and control. Available in English (LIMITED STOCK AVAILABLE), Spanish, & Arabic</p>	<p>25</p>
	<p>Getting the Bed Bugs Out: A guide to controlling bed bugs in your home (printable PDF version)</p> <p>Guidance for homeowners who are dealing with bed bugs in the home. Instructions include inspection, prevention, and safe use of insecticides.</p>	<p>10</p>
	<p>Stickers: After you touch a chick wash your hands (pre-cut stickers)</p> <p>Perfect for health fairs, educational events, and county fairs, these stickers are intended for young viewers.</p> <p>Sticker text reads: After you touch a chick, wash your hands, so you don't get sick!</p>	<p>50</p>
	<p>After you touch ducklings or chicks, wash your hands so you don't get sick! Poster (11"x14" full color poster, laminated) (printable PDF version)</p> <p>Information for families and individuals about <i>Salmonella</i> and live poultry. Includes information on how to protect yourself and your family from germs.</p>	<p>5</p>
	<p>Healthy Families and Flocks – CDC Handouts (8.5"x11" full color handout) (printable PDF version)</p> <p>Information for families and individuals about safe handling of live poultry, and steps for preventing <i>Salmonella</i> infection.</p>	<p>25</p>
	<p>Be Healthy at the Fair Sign (18"x24" full color sign)</p> <p>This sign provides information to visitors and exhibitors attending agricultural fairs on how to prevent the spread of harmful germs that may cause illness. (preview sign here)</p>	<p>5</p>

Order Form

Publication Title:		Amount Requested:
Publication Title:		Amount Requested:
Publication Title:		Amount Requested:
Publication Title:		Amount Requested:
To Whom Shipped (Attn):		
Street Address:		
City:	State:	Zip Code:
Phone:		
Email:		

Please print and mail the above form to:

Communicable Disease Division
Michigan Department of Health & Human Services
333 South Grand Ave., 3rd Floor
Lansing, MI 48933
(517) 335-8165

OR

FAX to:

MDHHS CD Division
(517) 335-8263

All publications are free to Michigan residents and organizations. Requests will be processed in the order they are received. Please allow 7-14 days for shipping.