

Michigan Department of Corrections

Public Act 245 of 2008
Critical Incident Reports, Section 911(2)
January 1, 2008 – December 31, 2008

Public Act 245 of 2008

Critical Incident Reports, Section 911(2)

By February 1, 2009, the department shall report to the senate and house appropriations subcommittees on corrections, the senate and house fiscal agencies, and the state budget director the number of critical incidents occurring each month by type and the number and severity of assaults occurring each month at each facility during calendar year 2008.

Report Criterion

Data documentation is consistent with
Michigan Department of Corrections,
Policy Directive 01.05.120
Critical Incident Reporting

Report Criterion

- » Assault based Critical Incidents are identified by Assault Categories I-VI
 - » **Category I** – Assault resulting in death or serious physical injury.
 - » **Category II** – Sexual assault with penetration.
 - » **Category III** – Sexual assault without penetration but involving more than intentional non-consensual touching (e.g., use of force, attempted sexual penetration).
 - » **Category IV** – Sexual assault not covered in Category II or III.
 - » **Category V** – Assault with non-serious physical injury.
 - » **Category VI** – Assault with no physical injury.

Report Criterion

- » Non-Assault based Critical Incidents are identified by the following categories:
 - »Employee Related
 - »Prisoner Related
 - »Other

Report Criterion

- » Data information specifies the actual number of Critical Incident Reports written
- » Many Critical Incident Reports may contain more than one situation which constitutes a “Critical Incident”
 - » For example, multiple assaults which occur during an incident will be summarized in one written report

Division of Data

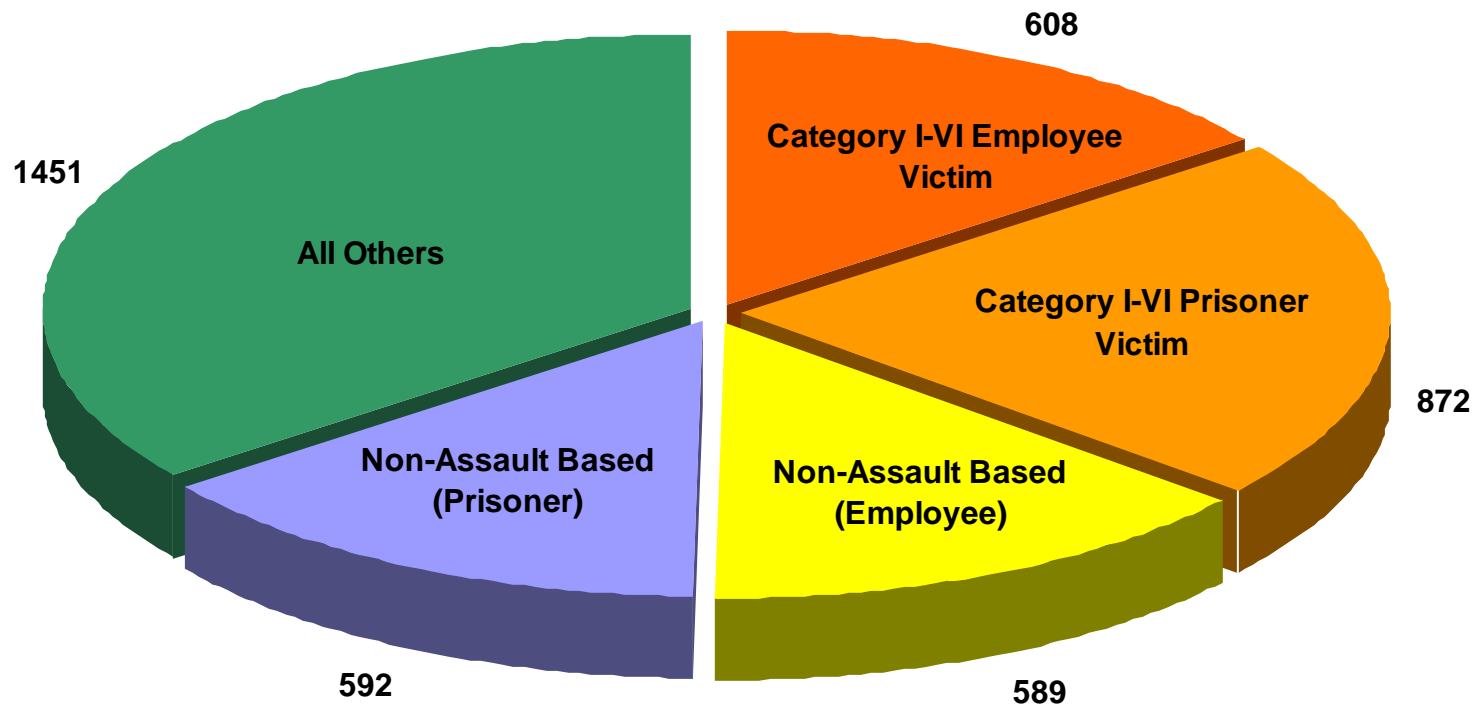
- » Correctional Facilities Administration
- » Region I
 - » Facilities
- » Region II
 - » Facilities
- » Region III
 - » Facilities

**Michigan Department of Corrections, Public 245 Act of 2008, Boilerplate Reporting,
Critical Incident Reports, Section 911(2), January 1, 2008-December 31, 2008**

Correctional Facilities Administration, Grandview Plaza, 206 E. Michigan Ave., Lansing, MI 48909

Incidents which occurred off duty.		JAN	FEB	MAR	APR	MAY	JUN	JUL	AUG	SEP	OCT	NOV	DEC	TOTAL
Assault Based Critical Incidents														
Employee Victim														
Category I		0	0	0	0	1	1	1	0	0	0	2	0	5
Category II		0	0	0	0	0	0	1	0	0	0	1	0	2
Category III		0	1	0	0	0	1	0	0	0	0	0	0	2
Category IV		4	0	1	0	0	0	0	0	1	1	1	0	8
Category V		23	23	16	16	23	21	34	25	21	25	21	22	270
Category VI		28	28	22	28	25	23	28	24	28	34	23	30	321
Subtotal (Employee Victim Assault)		55	52	39	44	49	46	64	49	50	60	48	52	608
Prisoner Victim														
Category I		1	6	3	3	5	2	1	4	3	2	3	3	36
Category II		0	2	0	2	2	1	2	3	2	2	0	5	21
Category III		0	1	0	2	0	0	1	0	2	1	0	2	9
Category IV		2	3	3	2	6	3	4	4	4	2	1	3	37
Category V		60	47	43	45	46	65	59	51	36	56	56	48	612
Category VI		18	13	8	19	18	13	12	13	10	8	12	13	157
Subtotal (Prisoner Victim Assault)		81	72	57	73	77	84	79	75	57	71	72	74	872
Non-Assault Based Critical Incidents														
Employee														
Accidental Death		0	0	0	0	0	0	0	0	0	0	0	0	0
Natural Death		0	1	0	1	0	1	1	1	0	0	1	0	6
Arrest for Felony or Misdemeanor		7	6	6	7	6	6	7	4	2	6	2	5	64
Firearm Discharge		0	0	0	0	0	0	1	0	0	0	0	0	1
Chemical Agent Discharge		11	7	5	11	11	7	10	14	16	11	13	9	125
Use of Force for Prisoner Control		24	35	26	21	31	21	54	35	39	36	24	39	385
Loss or Theft of Firearm, Chemical Agent or Ammo		0	0	0	0	1	0	0	0	0	0	1	1	3
Suicide		0	0	0	0	0	0	0	0	0	0	0	0	0
Suicide Attempts		2	0	0	0	0	0	0	0	0	1	0	2	5
Subtotal (Employee Non-Assault)		44	49	37	40	49	35	73	54	57	54	41	56	589
Prisoner														
Accidental Death		0	0	0	0	0	0	0	0	0	0	0	0	0
Natural Death		14	14	14	5	12	14	13	4	7	8	13	9	127
Escape		0	0	0	0	3	0	2	0	1	0	0	1	7
Escape Attempt		3	0	2	1	0	2	4	2	1	1	2	1	19
Drug Overdose		5	3	9	5	2	0	9	10	7	9	7	2	68
Sexual Contact w/Offenders		3	2	2	2	1	4	2	3	1	1	1	1	23
Suicide		0	0	2	1	0	3	1	2	0	0	0	3	12
Suicide Attempts		23	31	31	38	44	20	35	21	33	11	26	23	336
Subtotal (Prisoner Non-Assault)		48	50	60	52	62	43	66	42	50	30	49	40	592
Other														
All Other		115	83	97	106	105	125	121	128	104	109	99	124	1316
Natural Disaster/Physical Plant		6	4	6	5	6	12	10	4	11	9	6	13	92
Riot/Disturbance/Demonstration		2	0	1	1	0	1	0	0	0	2	0	1	8
Hostage Incident		0	0	1	0	0	0	0	0	0	0	0	0	1
Visitor Related		2	7	2	3	3	2	2	2	4	2	4	1	34
Subtotal ("Other")		125	94	107	115	114	140	133	134	119	122	109	139	1451
Grand Total		353	317	300	324	351	348	415	354	333	337	319	361	4112

CFA Critical Incident Totals, 2008



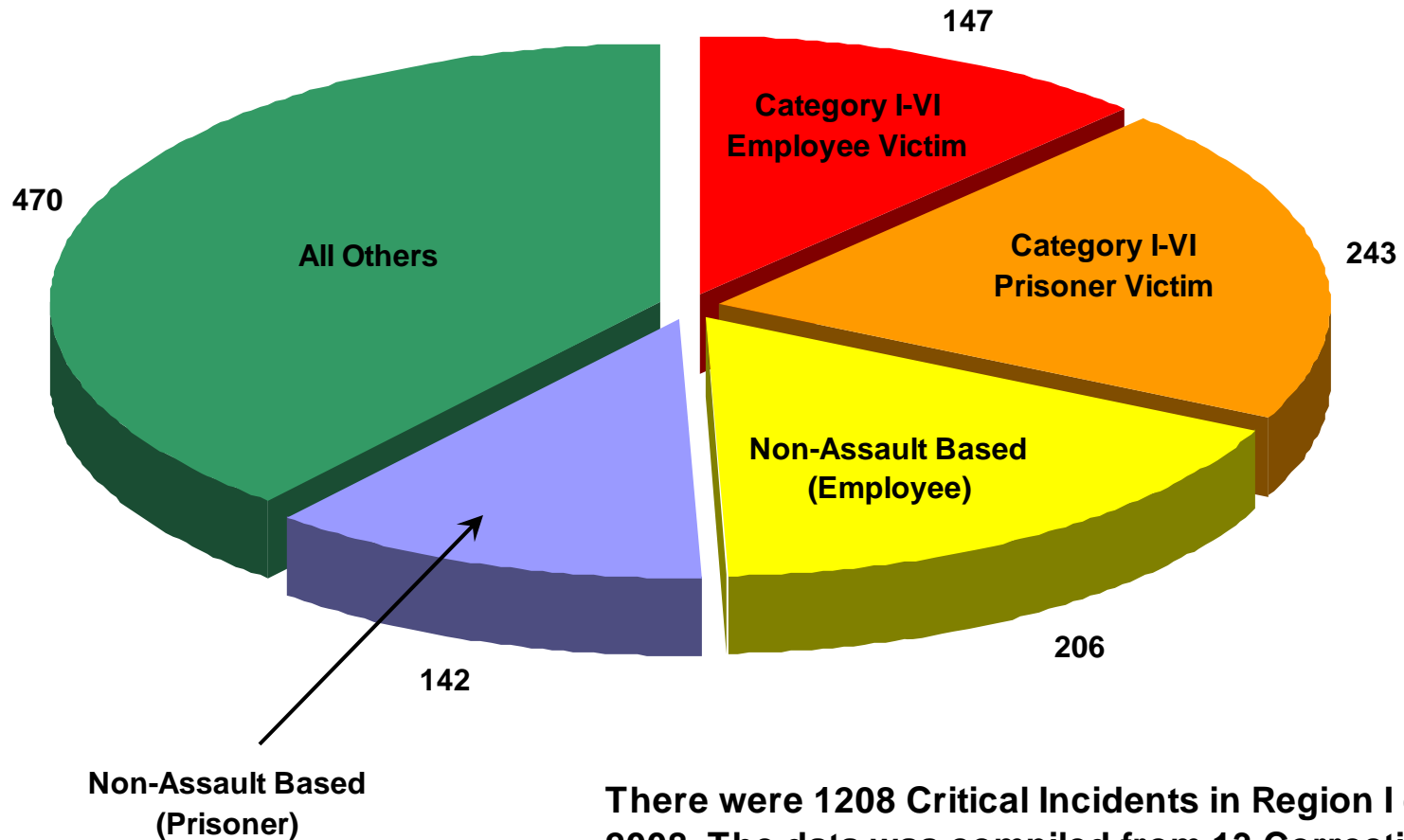
**There were 4112 Critical Incidents in CFA during 2008.
The data was compiled from 41 Correctional Facilities and 8
Correctional Camps from January 1, 2008 - December 31, 2008.**

**Michigan Department of Corrections, Public 245 Act of 2008, Boilerplate Reporting,
Critical Incident Reports, Section 911(2), January 1, 2008-December 31, 2008**

Region I, 4657 W. Industrial Drive, Kincheloe, MI 49788

Incidents which occurred off duty.		JAN	FEB	MAR	APR	MAY	JUN	JUL	AUG	SEP	OCT	NOV	DEC	TOTAL
Assault Based Critical Incidents														
Employee Victim														
Category I		0	0	0	0	0	0	0	0	0	0	0	0	0
Category II		0	0	0	0	0	0	0	0	0	0	0	0	0
Category III		0	0	0	0	0	0	0	0	0	0	0	0	0
Category IV		1	0	0	0	0	0	0	0	0	0	0	0	1
Category V		7	7	6	2	3	3	16	3	2	5	8	1	63
Category VI		9	7	4	7	6	6	5	9	3	12	7	8	83
Subtotal (Employee Victim Assault)		17	14	10	9	9	9	21	12	5	17	15	9	147
Prisoner Victim														
Category I		1	0	1	0	1	1	0	2	0	1	1	0	8
Category II		0	1	0	1	0	0	0	1	1	0	0	0	4
Category III		0	0	0	0	0	0	0	0	0	0	0	1	1
Category IV		0	0	0	0	1	0	1	0	0	0	1	2	5
Category V		23	12	11	13	9	18	20	14	8	20	19	25	192
Category VI		3	3	0	5	2	9	1	3	1	0	2	4	33
Subtotal (Prisoner Victim Assault)		27	16	12	19	13	28	22	20	10	21	23	32	243
Non-Assault Based Critical Incidents														
Employee														
Accidental Death		0	0	0	0	0	0	0	0	0	0	0	0	0
Natural Death		0	1	0	0	0	0	0	0	0	0	0	0	1
Arrest for Felony or Misdemeanor		1	1	1	4	3	0	2	1	0	2	0	2	17
Firearm Discharge		0	0	0	0	0	0	0	0	0	0	0	0	0
Chemical Agent Discharge		8	4	1	4	2	4	1	4	9	4	5	4	50
Use of Force for Prisoner Control		8	14	8	4	6	7	20	12	13	18	11	15	136
Loss or Theft of Firearm, Chemical Agent or Ammo		0	0	0	0	0	0	0	0	0	0	0	0	0
Suicide		0	0	0	0	0	0	0	0	0	0	0	0	0
Suicide Attempts		1	0	0	0	0	0	0	0	0	0	0	1	2
Subtotal (Employee Non-Assault)		18	20	10	12	11	11	23	17	22	24	16	22	206
Prisoner														
Accidental Death		0	0	0	0	0	0	0	0	0	0	0	0	0
Natural Death		2	0	1	0	0	1	0	0	0	0	2	2	8
Escape		0	0	0	0	0	0	0	0	1	0	0	0	1
Escape Attempt		0	0	0	1	0	0	0	1	0	1	0	0	3
Drug Overdose		0	2	4	2	0	0	0	1	2	8	4	1	24
Sexual Contact w/Offenders		2	0	0	1	0	1	1	1	1	0	0	0	7
Suicide		0	0	2	0	0	3	0	0	0	0	0	1	6
Suicide Attempts		5	4	9	16	19	4	6	2	11	4	11	2	93
Subtotal (Prisoner Non-Assault)		9	6	16	20	19	9	7	5	15	13	17	6	142
Other														
All Other		40	23	38	29	27	31	42	52	37	35	34	41	429
Natural Disaster/Physical Plant		3	1	3	0	2	3	4	3	6	0	0	6	31
Riot/Disturbance/Demonstration		0	0	0	1	0	1	0	0	0	0	0	1	3
Hostage Incident		0	0	1	0	0	0	0	0	0	0	0	0	1
Visitor Related		1	0	1	0	0	2	0	0	0	1	1	0	6
Subtotal ("Other")		44	24	43	30	29	37	46	55	43	36	35	48	470
Grand Total		115	80	91	90	81	94	119	109	95	111	106	117	1208

Region I Critical Incident Totals, 2008



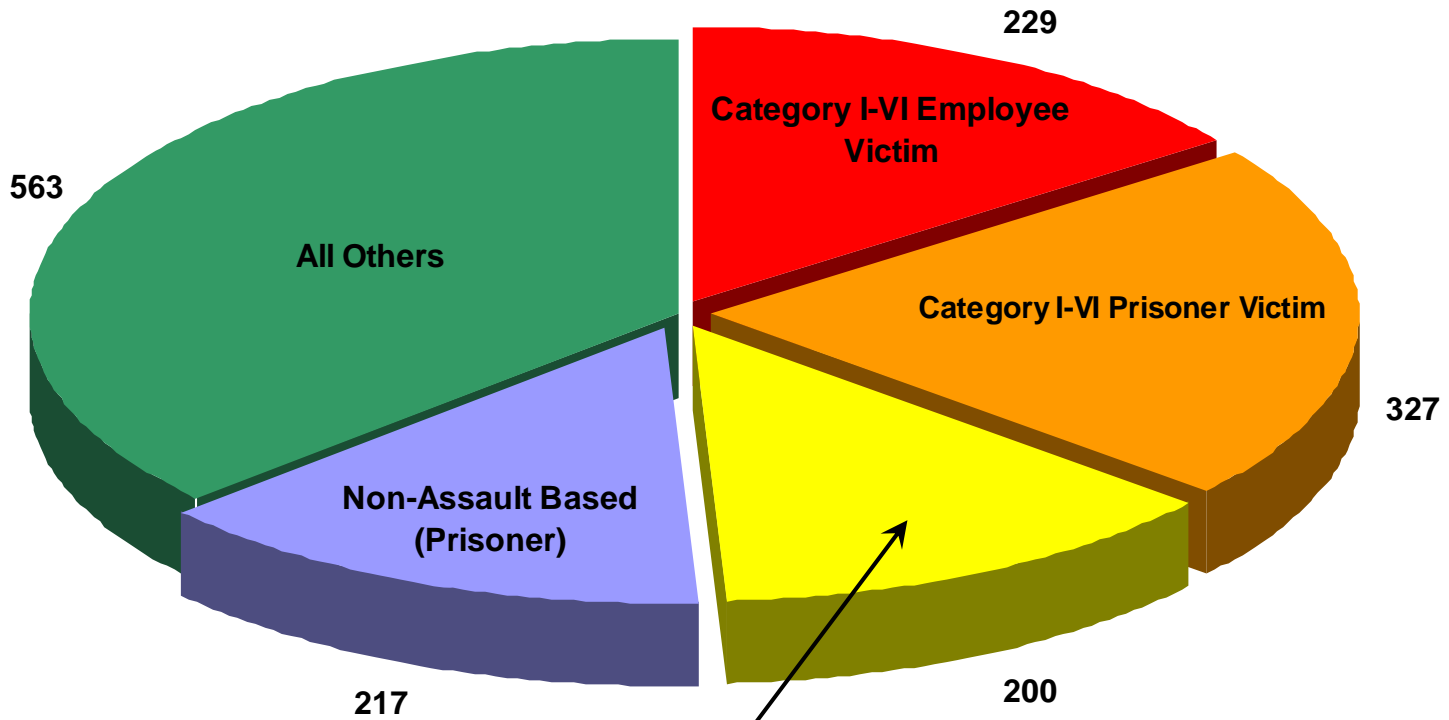
There were 1208 Critical Incidents in Region I during 2008. The data was compiled from 13 Correctional Facilities and 4 Correctional Camps from January 1, 2008 - December 31, 2008.

**Michigan Department of Corrections, Public 245 Act of 2008, Boilerplate Reporting,
Critical Incident Reports, Section 911(2), January 1, 2008-December 31, 2008**

Region II, 777 W. Riverside Drive, Ionia, MI 48846

Incidents which occurred off duty.		JAN	FEB	MAR	APR	MAY	JUN	JUL	AUG	SEP	OCT	NOV	DEC	TOTAL
Assault Based Critical Incidents														
Employee Victim														
Category I		0	0	0	0	1	0	0	0	0	0	1	0	2
Category II		0	0	0	0	0	0	1	0	0	0	0	0	1
Category III		0	0	0	0	0	1	0	0	0	0	0	0	1
Category IV		2	0	0	0	0	0	0	0	1	1	1	0	5
Category V		3	8	5	7	10	2	7	7	7	9	5	6	76
Category VI		13	11	10	12	12	10	19	6	20	13	9	9	144
Subtotal (Employee Victim Assault)		18	19	15	19	23	13	27	13	28	23	16	15	229
Prisoner Victim														
Category I		0	3	1	2	0	0	0	1	0	1	1	0	9
Category II		0	1	0	0	0	1	1	0	0	2	0	1	6
Category III		0	0	0	0	0	0	0	0	0	1	0	0	1
Category IV		0	0	1	0	0	0	1	0	1	0	0	1	4
Category V		23	18	23	16	22	24	27	19	11	24	20	15	242
Category VI		13	5	4	7	10	2	5	3	2	5	6	3	65
Subtotal (Prisoner Victim Assault)		36	27	29	25	32	27	34	23	14	33	27	20	327
Non-Assault Based Critical Incidents														
Employee														
Accidental Death		0	0	0	0	0	0	0	0	0	0	0	0	0
Natural Death		0	0	0	1	0	0	0	0	0	0	0	0	1
Arrest for Felony or Misdemeanor		3	1	4	1	1	2	3	2	1	3	1	0	22
Firearm Discharge		0	0	0	0	0	0	0	0	0	0	0	0	0
Chemical Agent Discharge		2	1	3	4	2	3	7	7	3	4	3	5	44
Use of Force for Prisoner Control		11	9	12	6	13	11	24	8	15	10	3	8	130
Loss or Theft of Firearm, Chemical Agent or Ammo		0	0	0	0	0	0	0	0	0	0	1	0	1
Suicide		0	0	0	0	0	0	0	0	0	0	0	0	0
Suicide Attempts		1	0	0	0	0	0	0	0	0	0	0	1	2
Subtotal (Employee Non-Assault)		17	11	19	12	16	16	34	17	19	17	8	14	200
Prisoner														
Accidental Death		0	0	0	0	0	0	0	0	0	0	0	0	0
Natural Death		3	2	1	0	1	2	1	1	0	0	1	2	14
Escape		0	0	0	0	1	0	0	0	0	0	0	0	1
Escape Attempt		3	0	2	0	0	0	4	1	1	0	2	0	13
Drug Overdose		4	1	4	1	2	0	8	8	5	1	1	0	35
Sexual Contact w/Offenders		0	0	0	0	0	0	0	1	0	0	0	0	1
Suicide		0	0	0	1	0	0	0	1	0	0	0	0	2
Suicide Attempts		13	18	11	11	15	14	22	9	11	4	10	13	151
Subtotal (Prisoner Non-Assault)		23	21	18	13	19	16	35	21	17	5	14	15	217
Other														
All Other		40	35	31	40	43	58	47	48	42	44	35	46	509
Natural Disaster/Physical Plant		0	3	3	4	1	3	4	0	4	3	5	4	34
Riot/Disturbance/Demonstration		0	0	0	0	0	0	0	0	0	2	0	0	2
Hostage Incident		0	0	0	0	0	0	0	0	0	0	0	0	0
Visitor Related		1	4	1	2	3	0	1	0	3	1	2	0	18
Subtotal ("Other")		41	42	35	46	47	61	52	48	49	50	42	50	563
Grand Total		135	120	116	115	137	133	182	122	127	128	107	114	1536

Region II Critical Incident Totals, 2008



Non-Assault Based
(Employee)

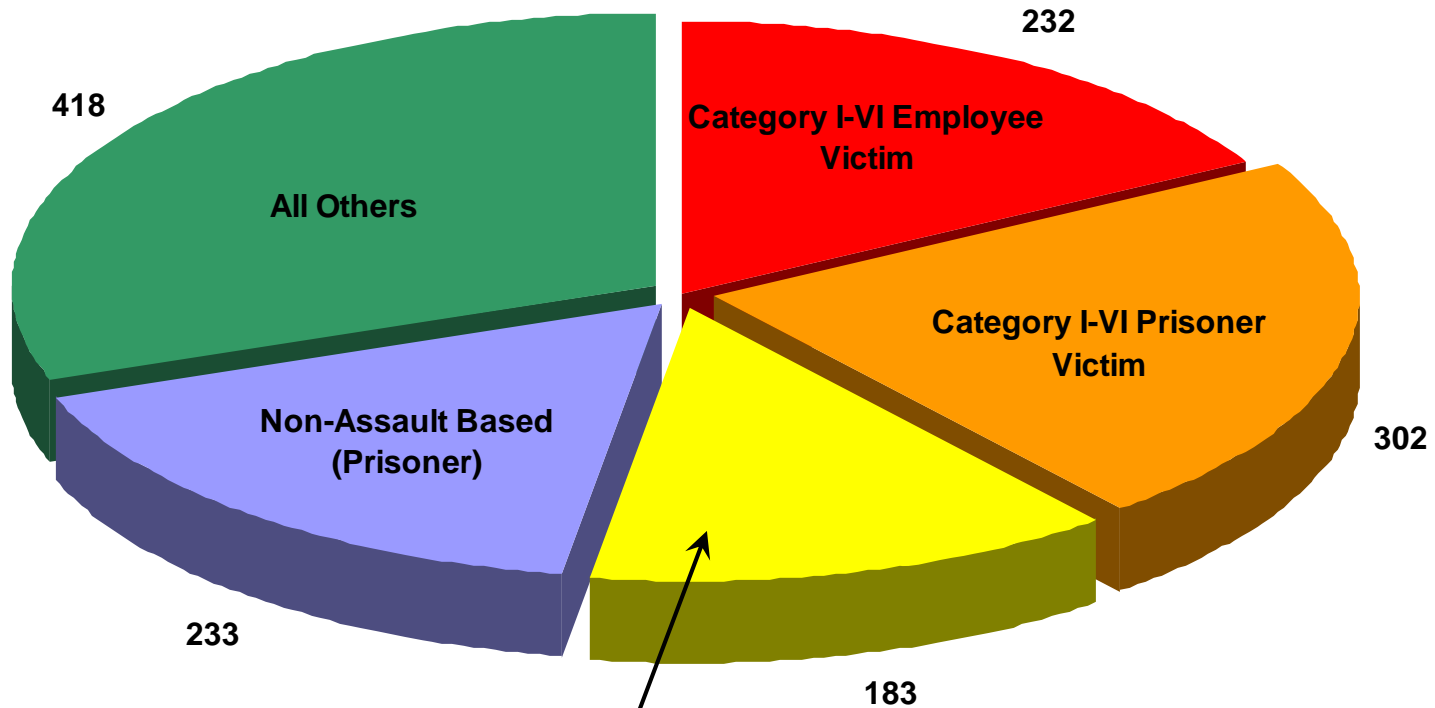
There were 1536 Critical Incidents in Region II during 2008. The data was compiled from 15 Correctional Facilities and 1 Correctional Camp from January 1, 2008 - December 31, 2008.

**Michigan Department of Corrections, Public 245 Act of 2008, Boilerplate Reporting,
Critical Incident Reports, Section 911(2), January 1, 2008-December 31, 2008**

Region III, 3955 Cooper Street, Jackson, MI 49201

Incidents which occurred off duty.		JAN	FEB	MAR	APR	MAY	JUN	JUL	AUG	SEP	OCT	NOV	DEC	TOTAL
Assault Based Critical Incidents														
Employee Victim														
Category I		0	0	0	0	0	1	1	0	0	0	1	0	3
Category II		0	0	0	0	0	0	0	0	0	0	1	0	1
Category III		0	1	0	0	0	0	0	0	0	0	0	0	1
Category IV		1	0	1	0	0	0	0	0	0	0	0	0	2
Category V		13	8	5	7	10	16	11	15	12	11	8	15	131
Category VI		6	10	8	9	7	7	4	9	5	9	7	13	94
Subtotal (Employee Victim Assault)		20	19	14	16	17	24	16	24	17	20	17	28	232
Prisoner Victim														
Category I		0	3	1	1	4	1	1	1	3	0	1	3	19
Category II		0	0	0	1	2	0	1	2	1	0	0	4	11
Category III		0	1	0	2	0	0	1	0	2	0	0	1	7
Category IV		2	3	2	2	5	3	2	4	3	2	0	0	28
Category V		14	17	9	16	15	23	12	18	17	12	17	8	178
Category VI		2	5	4	7	6	2	6	7	7	3	4	6	59
Subtotal (Prisoner Victim Assault)		18	29	16	29	32	29	23	32	33	17	22	22	302
Non-Assault Based Critical Incidents														
Employee														
Accidental Death		0	0	0	0	0	0	0	0	0	0	0	0	0
Natural Death		0	0	0	0	0	1	1	1	0	0	1	0	4
Arrest for Felony or Misdemeanor		3	4	1	2	2	4	2	1	1	1	1	3	25
Firearm Discharge		0	0	0	0	0	0	1	0	0	0	0	0	1
Chemical Agent Discharge		1	2	1	3	7	0	2	3	4	3	5	0	31
Use of Force for Prisoner Control		5	12	6	11	12	3	10	15	11	8	10	16	119
Loss or Theft of Firearm, Chemical Agent or Ammo		0	0	0	0	1	0	0	0	0	0	0	1	2
Suicide		0	0	0	0	0	0	0	0	0	0	0	0	0
Suicide Attempts		0	0	0	0	0	0	0	0	0	1	0	0	1
Subtotal (Employee Non-Assault)		9	18	8	16	22	8	16	20	16	13	17	20	183
Prisoner														
Accidental Death		0	0	0	0	0	0	0	0	0	0	0	0	0
Natural Death		9	12	12	5	11	11	12	3	7	8	10	5	105
Escape		0	0	0	0	2	0	2	0	0	0	0	1	5
Escape Attempt		0	0	0	0	0	2	0	0	0	0	0	1	3
Drug Overdose		1	0	1	2	0	0	1	1	0	0	2	1	9
Sexual Contact w/Offenders		1	2	2	1	1	3	1	1	0	1	1	1	15
Suicide		0	0	0	0	0	0	1	1	0	0	0	2	4
Suicide Attempts		5	9	11	11	10	2	7	10	11	3	5	8	92
Subtotal (Prisoner Non-Assault)		16	23	26	19	24	18	24	16	18	12	18	19	233
Other														
All Other		35	25	28	37	35	36	32	28	25	30	30	37	378
Natural Disaster/Physical Plant		3	0	0	1	3	6	2	1	1	6	1	3	27
Riot/Disturbance/Demonstration		2	0	1	0	0	0	0	0	0	0	0	0	3
Hostage Incident		0	0	0	0	0	0	0	0	0	0	0	0	0
Visitor Related		0	3	0	1	0	0	1	2	1	0	1	1	10
Subtotal ("Other")		40	28	29	39	38	42	35	31	27	36	32	41	418
Grand Total		103	117	93	119	133	121	114	123	111	98	106	130	1368

Region III Critical Incident Totals, 2008



Non-Assault Based
(Employee)

There were 1368 Critical Incidents in Region III during 2008. The data was compiled from 13 Correctional Facilities and 3 Correctional Camps from January 1, 2008 - December 31, 2008.

**Michigan Department of Corrections, Public 245 Act of 2008, Boilerplate Reporting,
Critical Incident Reports, Section 911(2), January 1, 2008-December 31, 2008**

Florence Crane Correctional Facility, 38 Fourth Street, Coldwater, MI 49036

➤ Incidents which occurred off duty.		JAN	FEB	MAR	APR	MAY	JUN	JUL	AUG	SEP	OCT	NOV	DEC	TOTAL
Assault Based Critical Incidents														
Employee Victim														
	Category I	0	0	0	0	0	0	0	0	0	0	0	0	0
	Category II	0	0	0	0	0	0	0	0	0	0	0	0	0
	Category III	0	0	0	0	0	0	0	0	0	0	0	0	0
	Category IV	0	0	0	0	0	0	0	0	0	0	0	0	0
	Category V	0	0	0	0	1	0	1	0	0	0	0	0	2
	Category VI	0	2	2	0	0	0	0	1	1	0	0	1	7
	Subtotal (Employee Victim Assault)	0	2	2	0	1	0	1	1	1	0	0	1	9
Prisoner Victim														
	Category I	0	0	0	0	0	0	0	0	0	0	0	0	0
	Category II	0	0	0	0	0	1	0	0	0	0	0	0	1
	Category III	0	0	0	0	0	0	0	0	0	0	0	0	0
	Category IV	0	0	1	0	0	0	0	0	1	0	0	1	3
	Category V	2	0	0	2	3	3	1	0	1	1	1	0	14
	Category VI	2	0	1	0	1	0	0	0	1	0	0	0	5
	Subtotal (Prisoner Victim Assault)	4	0	2	2	4	4	1	0	3	1	1	1	23
Non-Assault Based Critical Incidents														
Employee														
	Accidental Death	0	0	0	0	0	0	0	0	0	0	0	0	0
	Natural Death	0	0	0	0	0	0	0	0	0	0	0	0	0
➤	Arrest for Felony or Misdemeanor	0	0	0	0	0	0	0	0	0	0	0	0	0
	Firearm Discharge	0	0	0	0	0	0	0	0	0	0	0	0	0
	Chemical Agent Discharge	0	0	0	0	0	0	0	0	0	0	0	0	0
	Use of Force for Prisoner Control	0	0	0	0	0	0	0	0	0	0	0	0	0
	Loss or Theft of Firearm, Chemical Agent or Ammo	0	0	0	0	0	0	0	0	0	0	0	0	0
➤	Suicide	0	0	0	0	0	0	0	0	0	0	0	0	0
➤	Suicide Attempts	0	0	0	0	0	0	0	0	0	0	0	0	0
	Subtotal (Employee Non-Assault)	0	0	0	0	0	0	0	0	0	0	0	0	0
Prisoner														
	Accidental Death	0	0	0	0	0	0	0	0	0	0	0	0	0
	Natural Death	0	0	0	0	0	0	0	0	0	0	1	0	1
	Escape	0	0	0	0	0	0	0	0	0	0	0	0	0
	Escape Attempt	0	0	0	0	0	0	0	0	0	0	0	0	0
	Drug Overdose	0	0	0	0	0	0	0	0	0	0	0	0	0
	Sexual Contact w/Offenders	0	0	0	0	0	0	0	0	0	0	0	0	0
	Suicide	0	0	0	0	0	0	0	0	0	0	0	0	0
	Suicide Attempts	1	0	0	0	0	0	0	0	1	0	0	0	2
	Subtotal (Prisoner Non-Assault)	1	0	0	0	0	0	0	0	1	0	1	0	3
Other														
	All Other	0	2	1	2	3	2	1	2	0	4	0	0	17
	Natural Disaster/Physical Plant	0	0	0	0	0	0	0	0	1	0	0	0	1
	Riot/Disturbance/Demonstration	0	0	0	0	0	0	0	0	0	0	0	0	0
	Hostage Incident	0	0	0	0	0	0	0	0	0	0	0	0	0
	Visitor Related	0	0	0	1	0	0	0	0	0	0	0	0	1
	Subtotal ("Other")	0	2	1	3	3	2	1	2	1	4	0	0	19
Grand Total		5	4	5	5	8	6	3	3	6	5	2	2	54

**Michigan Department of Corrections, Public 245 Act of 2008, Boilerplate Reporting,
Critical Incident Reports, Section 911(2), January 1, 2008-December 31, 2008**

Baraga Maximum Correctional Facility, 301 Wadaga Road, Baraga, MI 49908

➤ Incidents which occurred off duty.		JAN	FEB	MAR	APR	MAY	JUN	JUL	AUG	SEP	OCT	NOV	DEC	TOTAL
Assault Based Critical Incidents														
Employee Victim														
Category I		0	0	0	0	0	0	0	0	0	0	0	0	0
Category II		0	0	0	0	0	0	0	0	0	0	0	0	0
Category III		0	0	0	0	0	0	0	0	0	0	0	0	0
Category IV		1	0	0	0	0	0	0	0	0	0	0	0	1
Category V		1	2	1	2	1	3	3	2	0	2	0	0	17
Category VI		0	0	0	3	1	0	1	1	0	4	2	2	14
Subtotal (Employee Victim Assault)		2	2	1	5	2	3	4	3	0	6	2	2	32
Prisoner Victim														
Category I		0	0	0	0	0	0	0	0	0	0	0	0	0
Category II		0	0	0	0	0	0	0	0	0	0	0	0	0
Category III		0	0	0	0	0	0	0	0	0	0	0	0	0
Category IV		0	0	0	0	1	0	0	0	0	0	0	0	1
Category V		1	0	0	0	0	1	1	1	0	0	0	0	4
Category VI		0	0	0	0	0	0	0	0	0	0	0	0	0
Subtotal (Prisoner Victim Assault)		1	0	0	0	1	1	1	1	0	0	0	0	5
Non-Assault Based Critical Incidents														
Employee														
Accidental Death		0	0	0	0	0	0	0	0	0	0	0	0	0
Natural Death		0	0	0	0	0	0	0	0	0	0	0	0	0
➤ Arrest for Felony or Misdemeanor		0	1	1	2	2	0	1	0	0	0	0	0	7
Firearm Discharge		0	0	0	0	0	0	0	0	0	0	0	0	0
Chemical Agent Discharge		0	0	0	0	0	0	0	0	0	0	0	0	0
Use of Force for Prisoner Control		0	0	0	0	0	0	0	0	0	0	0	0	0
Loss or Theft of Firearm, Chemical Agent or Ammo		0	0	0	0	0	0	0	0	0	0	0	0	0
➤ Suicide		0	0	0	0	0	0	0	0	0	0	0	0	0
➤ Suicide Attempts		0	0	0	0	0	0	0	0	0	0	0	0	0
Subtotal (Employee Non-Assault)		0	1	1	2	2	0	1	0	0	0	0	0	7
Prisoner														
Accidental Death		0	0	0	0	0	0	0	0	0	0	0	0	0
Natural Death		0	0	0	0	0	0	0	0	0	0	1	0	1
Escape		0	0	0	0	0	0	0	0	0	0	0	0	0
Escape Attempt		0	0	0	0	0	0	0	0	0	0	0	0	0
Drug Overdose		0	2	2	1	0	0	0	1	0	4	2	0	12
Sexual Contact w/Offenders		0	0	0	0	0	0	0	0	0	0	0	0	0
Suicide		0	0	0	0	0	0	0	0	0	0	0	0	0
Suicide Attempts		2	1	3	6	6	0	4	1	2	2	8	0	35
Subtotal (Prisoner Non-Assault)		2	3	5	7	6	0	4	2	2	6	11	0	48
Other														
All Other		11	4	9	4	5	0	1	6	12	7	3	3	65
Natural Disaster/Physical Plant		0	0	1	0	0	0	1	0	3	0	0	0	5
Riot/Disturbance/Demonstration		0	0	0	0	0	0	0	0	0	0	0	0	0
Hostage Incident		0	0	0	0	0	0	0	0	0	0	0	0	0
Visitor Related		0	0	0	0	0	1	0	0	0	0	0	0	1
Subtotal ("Other")		11	4	10	4	5	1	2	6	15	7	3	3	71
Grand Total		16	10	17	18	16	5	12	12	17	19	16	5	163

**Michigan Department of Corrections, Public 245 Act of 2008, Boilerplate Reporting,
Critical Incident Reports, Section 911(2), January 1, 2008-December 31, 2008**

Gus Harrison Correctional Facility, 2727 E. Beecher St., Adrian, MI 49221

➤ Incidents which occurred off duty.		JAN	FEB	MAR	APR	MAY	JUN	JUL	AUG	SEP	OCT	NOV	DEC	TOTAL
Assault Based Critical Incidents														
Employee Victim														
Category I		0	0	0	0	0	0	0	0	0	0	0	0	0
Category II		0	0	0	0	0	0	0	0	0	0	0	0	0
Category III		0	0	0	0	0	0	0	0	0	0	0	0	0
Category IV		0	0	0	0	0	0	0	0	0	0	0	0	0
Category V		1	3	0	2	1	4	0	0	3	2	0	4	20
Category VI		0	2	2	0	5	0	0	2	0	4	1	4	20
Subtotal (Employee Victim Assault)		1	5	2	2	6	4	0	2	3	6	1	8	40
Prisoner Victim														
Category I		0	0	1	0	0	0	0	0	0	0	0	0	1
Category II		0	0	0	0	0	0	0	0	0	0	0	0	0
Category III		0	0	0	0	0	0	0	0	0	0	0	0	0
Category IV		0	1	1	0	0	0	1	1	0	1	0	0	5
Category V		2	2	2	2	1	4	5	4	1	1	5	1	30
Category VI		0	0	0	1	0	0	1	0	1	0	0	1	4
Subtotal (Prisoner Victim Assault)		2	3	4	3	1	4	7	5	2	2	5	2	40
Non-Assault Based Critical Incidents														
Employee														
Accidental Death		0	0	0	0	0	0	0	0	0	0	0	0	0
Natural Death		0	0	0	0	0	0	0	0	0	0	0	0	0
➤ Arrest for Felony or Misdemeanor		0	1	0	0	0	1	0	0	0	0	0	0	2
Firearm Discharge		0	0	0	0	0	0	0	0	0	0	0	0	0
Chemical Agent Discharge		0	1	0	2	3	0	0	2	3	3	3	0	17
Use of Force for Prisoner Control		2	7	4	6	6	3	6	11	11	7	8	12	83
Loss or Theft of Firearm, Chemical Agent or Ammo		0	0	0	0	0	0	0	0	0	0	0	0	0
➤ Suicide		0	0	0	0	0	0	0	0	0	0	0	0	0
➤ Suicide Attempts		0	0	0	0	0	0	0	0	0	0	0	0	0
Subtotal (Employee Non-Assault)		2	9	4	8	9	4	6	13	14	10	11	12	102
Prisoner														
Accidental Death		0	0	0	0	0	0	0	0	0	0	0	0	0
Natural Death		0	0	0	0	0	0	0	0	0	0	0	0	0
Escape		0	0	0	0	0	0	0	0	0	0	0	0	0
Escape Attempt		0	0	0	0	0	0	0	0	0	0	0	0	0
Drug Overdose		0	0	0	0	0	0	0	1	0	0	0	0	1
Sexual Contact w/Offenders		0	1	0	0	0	0	1	1	0	1	0	0	4
Suicide		0	0	0	0	0	0	0	0	0	0	0	0	0
Suicide Attempts		0	2	6	0	0	0	0	5	0	0	2	1	16
Subtotal (Prisoner Non-Assault)		0	3	6	0	0	0	1	7	0	1	2	1	21
Other														
All Other		1	4	2	3	3	0	3	5	6	4	3	6	40
Natural Disaster/Physical Plant		0	0	0	0	1	0	0	0	0	0	0	0	1
Riot/Disturbance/Demonstration		0	0	0	0	0	0	0	0	0	0	0	0	0
Hostage Incident		0	0	0	0	0	0	0	0	0	0	0	0	0
Visitor Related		0	0	0	0	0	0	0	1	0	0	0	0	1
Subtotal ("Other")		1	4	2	3	4	0	3	6	6	4	3	6	42
Grand Total		6	24	18	16	20	12	17	33	25	23	22	29	245

**Michigan Department of Corrections, Public 245 Act of 2008, Boilerplate Reporting,
Critical Incident Reports, Section 911(2), January 1, 2008-December 31, 2008**

Parr Highway Correctional Facility, 2727 E. Beecher St., Adrian, MI 49221

➤ Incidents which occurred off duty.		JAN	FEB	MAR	APR	MAY	JUN	JUL	AUG	SEP	OCT	NOV	DEC	TOTAL
Assault Based Critical Incidents														
Employee Victim														
Category I		0	0	0	0	0	0	0	0	0	0	0	0	0
Category II		0	0	0	0	0	0	0	0	0	0	0	0	0
Category III		0	0	0	0	0	0	0	0	0	0	0	0	0
Category IV		0	0	0	0	0	0	0	0	0	0	0	0	0
Category V		0	0	0	0	0	0	0	0	0	0	0	0	0
Category VI		0	0	0	0	0	0	0	0	0	0	0	0	0
Subtotal (Employee Victim Assault)		0	0	0	0	0	0	0	0	0	0	0	0	0
Prisoner Victim														
Category I		0	0	0	1	0	0	0	0	0	0	0	0	1
Category II		0	0	0	0	0	0	0	0	0	0	0	0	0
Category III		0	0	0	0	0	0	0	0	1	0	0	0	1
Category IV		0	0	1	0	0	0	0	0	0	0	0	0	1
Category V		2	0	0	0	0	2	0	1	1	0	1	0	7
Category VI		0	0	0	0	0	1	0	1	0	0	0	0	2
Subtotal (Prisoner Victim Assault)		2	0	1	1	0	3	0	2	2	0	1	0	12
Non-Assault Based Critical Incidents														
Employee														
Accidental Death		0	0	0	0	0	0	0	0	0	0	0	0	0
Natural Death		0	0	0	0	0	0	0	0	0	0	0	0	0
➤ Arrest for Felony or Misdemeanor		1	0	0	0	0	0	0	0	0	0	0	0	1
Firearm Discharge		0	0	0	0	0	0	0	0	0	0	0	0	0
Chemical Agent Discharge		0	0	0	0	0	0	0	0	0	0	0	0	0
Use of Force for Prisoner Control		0	0	0	0	1	0	0	0	0	0	1	0	2
Loss or Theft of Firearm, Chemical Agent or Ammo		0	0	0	0	0	0	0	0	0	0	0	0	0
➤ Suicide		0	0	0	0	0	0	0	0	0	0	0	0	0
➤ Suicide Attempts		0	0	0	0	0	0	0	0	0	0	0	0	0
Subtotal (Employee Non-Assault)		1	0	0	0	1	0	0	0	0	0	1	0	3
Prisoner														
Accidental Death		0	0	0	0	0	0	0	0	0	0	0	0	0
Natural Death		0	0	1	0	1	0	0	0	0	0	0	0	2
Escape		0	0	0	0	0	0	0	0	0	0	0	0	0
Escape Attempt		0	0	0	0	0	0	0	0	0	0	0	0	0
Drug Overdose		0	0	0	0	0	0	0	0	0	0	0	0	0
Sexual Contact w/Offenders		0	0	0	0	0	0	0	0	0	0	0	0	0
Suicide		0	0	0	0	0	0	0	0	0	0	0	0	0
Suicide Attempts		2	0	0	0	0	0	0	0	0	0	0	0	2
Subtotal (Prisoner Non-Assault)		2	0	1	0	1	0	0	0	0	0	0	0	4
Other														
All Other		0	0	0	0	0	1	0	0	0	0	0	1	2
Natural Disaster/Physical Plant		0	0	0	0	0	1	0	0	0	0	0	0	1
Riot/Disturbance/Demonstration		0	0	0	0	0	0	0	0	0	0	0	0	0
Hostage Incident		0	0	0	0	0	0	0	0	0	0	0	0	0
Visitor Related		0	0	0	0	0	0	0	0	0	0	0	0	0
Subtotal ("Other")		0	0	0	0	0	2	0	0	0	0	0	1	3
Grand Total		5	0	2	1	2	5	0	2	2	0	2	1	22

**Michigan Department of Corrections, Public 245 Act of 2008, Boilerplate Reporting,
Critical Incident Reports, Section 911(2), January 1, 2008-December 31, 2008**

Carson City Correctional Facility, 10522 Boyer Road, Carson City, MI 48811

Incidents which occurred off duty.		JAN	FEB	MAR	APR	MAY	JUN	JUL	AUG	SEP	OCT	NOV	DEC	TOTAL
Assault Based Critical Incidents														
Employee Victim														
Category I		0	0	0	0	0	0	0	0	0	0	0	0	0
Category II		0	0	0	0	0	0	0	0	0	0	0	0	0
Category III		0	0	0	0	0	0	0	0	0	0	0	0	0
Category IV		0	0	0	0	0	0	0	0	1	0	0	0	1
Category V		1	0	1	1	0	0	0	1	1	0	0	0	5
Category VI		1	1	0	1	0	1	0	0	2	1	1	0	8
Subtotal (Employee Victim Assault)		2	1	1	2	0	1	0	1	4	1	1	0	14
Prisoner Victim														
Category I		0	0	0	0	0	0	0	0	0	1	0	0	1
Category II		0	0	0	0	0	0	0	0	0	0	0	0	0
Category III		0	0	0	0	0	0	0	0	0	0	0	0	0
Category IV		0	0	0	0	0	0	0	0	0	0	0	0	0
Category V		0	1	1	0	1	4	1	2	1	1	2	0	14
Category VI		2	0	0	0	0	0	0	2	0	2	1	0	7
Subtotal (Prisoner Victim Assault)		2	1	1	0	1	4	1	4	1	4	3	0	22
Non-Assault Based Critical Incidents														
Employee														
Accidental Death		0	0	0	0	0	0	0	0	0	0	0	0	0
Natural Death		0	0	0	0	0	0	0	0	0	0	0	0	0
Arrest for Felony or Misdemeanor		0	0	0	0	0	0	0	0	0	0	0	0	0
Firearm Discharge		0	0	0	0	0	0	0	0	0	0	0	0	0
Chemical Agent Discharge		0	0	0	0	0	0	0	0	0	0	0	0	0
Use of Force for Prisoner Control		0	0	0	0	0	0	0	0	0	0	0	0	0
Loss or Theft of Firearm, Chemical Agent or Ammo		0	0	0	0	0	0	0	0	0	0	0	0	0
Suicide		0	0	0	0	0	0	0	0	0	0	0	0	0
Suicide Attempts		0	0	0	0	0	0	0	0	0	0	0	0	0
Subtotal (Employee Non-Assault)		0	0	0	0	0	0	0	0	0	0	0	0	0
Prisoner														
Accidental Death		0	0	0	0	0	0	0	0	0	0	0	0	0
Natural Death		0	0	0	0	0	1	0	0	0	0	0	0	1
Escape		0	0	0	0	0	0	0	0	0	0	0	0	0
Escape Attempt		0	0	0	0	0	0	1	0	0	0	1	0	2
Drug Overdose		0	0	0	0	1	0	0	0	0	0	0	0	1
Sexual Contact w/Offenders		0	0	0	0	0	0	0	0	0	0	0	0	0
Suicide		0	0	0	1	0	0	0	0	0	0	0	0	1
Suicide Attempts		0	0	1	0	0	1	1	0	0	0	0	0	3
Subtotal (Prisoner Non-Assault)		0	0	1	1	1	2	2	0	0	0	1	0	8
Other														
All Other		6	1	1	1	3	1	1	1	2	5	1	1	24
Natural Disaster/Physical Plant		0	0	0	0	0	0	0	0	0	0	0	0	0
Riot/Disturbance/Demonstration		0	0	0	0	0	0	0	0	0	0	0	0	0
Hostage Incident		0	0	0	0	0	0	0	0	0	0	0	0	0
Visitor Related		0	0	0	0	0	0	0	0	1	0	0	0	1
Subtotal ("Other")		6	1	1	1	3	1	1	1	3	5	1	1	25
Grand Total		10	3	4	4	5	8	4	6	8	10	6	1	69

**Michigan Department of Corrections, Public 245 Act of 2008, Boilerplate Reporting,
Critical Incident Reports, Section 911(2), January 1, 2008-December 31, 2008**

Oaks Correctional Facility, 1500 Caberfae Highway, Manistee, MI 49660

Incidents which occurred off duty.		JAN	FEB	MAR	APR	MAY	JUN	JUL	AUG	SEP	OCT	NOV	DEC	TOTAL
Assault Based Critical Incidents														
Employee Victim														
	Category I	0	0	0	0	0	0	0	0	0	0	0	0	0
	Category II	0	0	0	0	0	0	0	0	0	0	0	0	0
	Category III	0	0	0	0	0	0	0	0	0	0	0	0	0
	Category IV	0	0	0	0	0	0	0	0	0	0	0	0	0
	Category V	0	1	1	0	0	0	1	0	1	0	0	0	4
	Category VI	0	0	0	1	0	0	0	0	1	0	0	0	2
	Subtotal (Employee Victim Assault)	0	1	1	1	0	0	1	0	2	0	0	0	6
Prisoner Victim														
	Category I	0	0	0	0	0	0	0	0	0	0	0	0	0
	Category II	0	0	0	0	0	0	0	0	0	0	0	0	0
	Category III	0	0	0	0	0	0	0	0	0	0	0	0	0
	Category IV	0	0	0	0	0	0	0	0	0	0	0	1	1
	Category V	3	0	0	0	0	0	0	0	0	0	2	1	6
	Category VI	0	0	0	1	0	0	0	0	0	0	0	0	1
	Subtotal (Prisoner Victim Assault)	3	0	0	1	0	0	0	0	0	0	2	2	8
Non-Assault Based Critical Incidents														
Employee														
	Accidental Death	0	0	0	0	0	0	0	0	0	0	0	0	0
	Natural Death	0	0	0	0	0	0	0	0	0	0	0	0	0
➔	Arrest for Felony or Misdemeanor	0	0	0	0	0	0	0	0	0	0	0	0	0
	Firearm Discharge	0	0	0	0	0	0	0	0	0	0	0	0	0
	Chemical Agent Discharge	0	0	1	0	0	2	0	0	2	0	0	0	5
	Use of Force for Prisoner Control	1	1	0	0	0	0	0	0	0	0	0	0	2
	Loss or Theft of Firearm, Chemical Agent or Ammo	0	0	0	0	0	0	0	0	0	0	0	0	0
➔	Suicide	0	0	0	0	0	0	0	0	0	0	0	0	0
➔	Suicide Attempts	0	0	0	0	0	0	0	0	0	0	0	0	0
	Subtotal (Employee Non-Assault)	1	1	1	0	0	2	0	0	2	0	0	0	7
Prisoner														
	Accidental Death	0	0	0	0	0	0	0	0	0	0	0	0	0
	Natural Death	0	0	0	0	0	0	0	0	0	0	0	0	0
	Escape	0	0	0	0	0	0	0	0	0	0	0	0	0
	Escape Attempt	0	0	0	0	0	0	0	0	0	0	0	0	0
	Drug Overdose	0	0	0	0	0	0	0	0	0	0	0	0	0
	Sexual Contact w/Offenders	0	0	0	0	0	0	0	0	0	0	0	0	0
	Suicide	0	0	0	0	0	0	0	0	0	0	0	0	0
	Suicide Attempts	0	0	0	0	0	0	0	0	0	0	0	0	0
	Subtotal (Prisoner Non-Assault)	0	0	0	0	0	0	0	0	0	0	0	0	0
Other														
	All Other	0	1	1	0	0	0	0	0	0	0	0	0	2
	Natural Disaster/Physical Plant	0	0	0	0	0	0	0	0	0	0	0	0	0
	Riot/Disturbance/Demonstration	0	0	0	0	0	0	0	0	0	0	0	0	0
	Hostage Incident	0	0	0	0	0	0	0	0	0	0	0	0	0
	Visitor Related	0	0	0	0	0	0	0	0	0	0	0	0	0
	Subtotal ("Other")	0	1	1	0	0	0	0	0	0	0	0	0	2
Grand Total		4	3	3	2	0	2	1	0	4	0	2	2	23

**Michigan Department of Corrections, Public 245 Act of 2008, Boilerplate Reporting,
Critical Incident Reports, Section 911(2), January 1, 2008-December 31, 2008**

Hiawatha Correctional Facility, 4533 W. Industrial Park Drive, Kincheloe, MI 49786

Incidents which occurred off duty.		JAN	FEB	MAR	APR	MAY	JUN	JUL	AUG	SEP	OCT	NOV	DEC	TOTAL
Assault Based Critical Incidents														
Employee Victim														
	Category I	0	0	0	0	0	0	0	0	0	0	0	0	0
	Category II	0	0	0	0	0	0	0	0	0	0	0	0	0
	Category III	0	0	0	0	0	0	0	0	0	0	0	0	0
	Category IV	0	0	0	0	0	0	0	0	0	0	0	0	0
	Category V	0	0	0	0	0	0	0	0	0	0	0	0	0
	Category VI	0	0	0	0	0	0	0	0	0	0	0	0	0
	Subtotal (Employee Victim Assault)	0	0	0	0	0	0	0	0	0	0	0	0	0
Prisoner Victim														
	Category I	0	0	0	0	0	0	0	1	0	0	0	0	1
	Category II	0	0	0	0	0	0	0	0	0	0	0	0	0
	Category III	0	0	0	0	0	0	0	0	0	0	0	0	0
	Category IV	0	0	0	0	0	0	0	0	0	0	0	0	0
	Category V	1	0	1	2	1	2	0	0	1	0	1	1	10
	Category VI	1	0	0	0	0	0	0	0	0	0	0	1	2
	Subtotal (Prisoner Victim Assault)	2	0	1	2	1	2	0	1	1	0	1	2	13
Non-Assault Based Critical Incidents														
Employee														
	Accidental Death	0	0	0	0	0	0	0	0	0	0	0	0	0
	Natural Death	0	0	0	0	0	0	0	0	0	0	0	0	0
	Arrest for Felony or Misdemeanor	0	0	0	0	0	0	0	0	0	0	0	0	0
	Firearm Discharge	0	0	0	0	0	0	0	0	0	0	0	0	0
	Chemical Agent Discharge	0	0	0	0	0	0	0	0	0	0	0	0	0
	Use of Force for Prisoner Control	0	0	0	0	0	0	0	0	0	0	0	0	0
	Loss or Theft of Firearm, Chemical Agent or Ammo	0	0	0	0	0	0	0	0	0	0	0	0	0
	Suicide	0	0	0	0	0	0	0	0	0	0	0	0	0
	Suicide Attempts	0	0	0	0	0	0	0	0	0	0	0	0	0
	Subtotal (Employee Non-Assault)	0	0	0	0	0	0	0	0	0	0	0	0	0
Prisoner														
	Accidental Death	0	0	0	0	0	0	0	0	0	0	0	0	0
	Natural Death	0	0	0	0	0	0	0	0	0	0	0	0	0
	Escape	0	0	0	0	0	0	0	0	0	0	0	0	0
	Escape Attempt	0	0	0	0	0	0	0	0	0	0	0	0	0
	Drug Overdose	0	0	0	0	0	0	0	0	0	0	0	0	0
	Sexual Contact w/Offenders	0	0	0	0	0	0	0	0	0	0	0	0	0
	Suicide	0	0	0	0	0	0	0	0	0	0	0	0	0
	Suicide Attempts	0	0	0	0	1	0	0	0	0	0	0	0	1
	Subtotal (Prisoner Non-Assault)	0	0	0	0	1	0	0	0	0	0	0	0	1
Other														
	All Other	0	0	0	0	0	0	0	0	0	0	0	0	0
	Natural Disaster/Physical Plant	0	0	0	0	1	0	0	0	0	0	0	2	3
	Riot/Disturbance/Demonstration	0	0	0	0	0	0	0	0	0	0	0	0	0
	Hostage Incident	0	0	0	0	0	0	0	0	0	0	0	0	0
	Visitor Related	0	0	0	0	0	0	0	0	0	0	0	0	0
	Subtotal ("Other")	0	0	0	0	1	0	0	0	0	0	0	2	3
Grand Total		2	0	1	2	3	2	0	1	1	0	1	4	17

**Michigan Department of Corrections, Public 245 Act of 2008, Boilerplate Reporting,
Critical Incident Reports, Section 911(2), January 1, 2008-December 31, 2008**

Huron Valley Complex - Men's, 3201 Bemis Road, Ypsilanti, MI 48197

Incidents which occurred off duty.		JAN	FEB	MAR	APR	MAY	JUN	JUL	AUG	SEP	OCT	NOV	DEC	TOTAL
Assault Based Critical Incidents														
Employee Victim														
Category I		0	0	0	0	0	0	0	0	0	0	1	0	1
Category II		0	0	0	0	0	0	0	0	0	0	0	0	0
Category III		0	1	0	0	0	0	0	0	0	0	0	0	1
Category IV		1	0	0	0	0	0	0	0	0	0	0	0	1
Category V		5	1	5	1	6	7	7	11	8	6	6	8	71
Category VI		1	2	1	0	0	0	0	3	2	2	2	1	14
Subtotal (Employee Victim Assault)		7	4	6	1	6	7	7	14	10	8	9	9	88
Prisoner Victim														
Category I		0	0	0	0	1	0	0	0	0	0	0	0	1
Category II		0	0	0	1	1	0	1	1	0	0	0	1	5
Category III		0	1	0	1	0	0	1	0	0	0	0	0	3
Category IV		0	0	0	0	1	0	0	0	0	0	0	0	1
Category V		0	2	1	0	0	5	1	0	1	0	0	1	11
Category VI		0	0	0	0	0	0	0	0	2	0	0	0	2
Subtotal (Prisoner Victim Assault)		0	3	1	2	3	5	3	1	3	0	0	2	23
Non-Assault Based Critical Incidents														
Employee														
Accidental Death		0	0	0	0	0	0	0	0	0	0	0	0	0
Natural Death		0	0	0	0	0	0	0	0	0	0	0	0	0
Arrest for Felony or Misdemeanor		0	0	0	0	0	0	0	0	0	0	0	0	0
Firearm Discharge		0	0	0	0	0	0	1	0	0	0	0	0	1
Chemical Agent Discharge		1	0	0	1	4	0	2	1	1	0	2	0	12
Use of Force for Prisoner Control		0	0	0	1	3	0	1	3	0	0	0	0	8
Loss or Theft of Firearm, Chemical Agent or Ammo		0	0	0	0	0	0	0	0	0	0	0	0	0
Suicide		0	0	0	0	0	0	0	0	0	0	0	0	0
Suicide Attempts		0	0	0	0	0	0	0	0	0	0	0	0	0
Subtotal (Employee Non-Assault)		1	0	0	2	7	0	4	4	1	0	2	0	21
Prisoner														
Accidental Death		0	0	0	0	0	0	0	0	0	0	0	0	0
Natural Death		0	0	1	0	0	1	0	0	0	0	0	2	4
Escape		0	0	0	0	0	0	0	0	0	0	0	0	0
Escape Attempt		0	0	0	0	0	1	0	0	0	0	0	0	1
Drug Overdose		0	0	0	0	0	0	0	0	0	0	0	0	0
Sexual Contact w/Offenders		0	1	0	0	0	1	0	0	0	0	0	0	2
Suicide		0	0	0	0	0	0	0	0	0	0	0	0	0
Suicide Attempts		0	4	0	7	2	1	0	0	3	0	0	0	17
Subtotal (Prisoner Non-Assault)		0	5	1	7	2	4	0	0	3	0	0	2	24
Other														
All Other		1	1	0	0	1	2	1	0	1	2	2	4	15
Natural Disaster/Physical Plant		0	0	0	0	0	0	0	0	0	0	0	0	0
Riot/Disturbance/Demonstration		2	0	0	0	0	0	0	0	0	0	0	0	2
Hostage Incident		0	0	0	0	0	0	0	0	0	0	0	0	0
Visitor Related		0	0	0	0	0	0	0	0	0	0	0	0	0
Subtotal ("Other")		3	1	0	0	1	2	1	0	1	2	2	4	17
Grand Total		11	13	8	12	19	18	15	19	18	10	13	17	173

**Michigan Department of Corrections, Public 245 Act of 2008, Boilerplate Reporting,
Critical Incident Reports, Section 911(2), January 1, 2008-December 31, 2008**

Bellamy Creek Correctional Facility, 1727 W. Bluewater Highway, Ionia, MI 48846

Incidents which occurred off duty.		JAN	FEB	MAR	APR	MAY	JUN	JUL	AUG	SEP	OCT	NOV	DEC	TOTAL
Assault Based Critical Incidents														
Employee Victim														
Category I		0	0	0	0	0	0	0	0	0	0	0	0	0
Category II		0	0	0	0	0	0	0	0	0	0	0	0	0
Category III		0	0	0	0	0	0	0	0	0	0	0	0	0
Category IV		0	0	0	0	0	0	0	0	0	0	0	0	0
Category V		0	3	0	0	1	0	1	1	1	3	1	1	12
Category VI		2	2	1	1	0	2	6	2	5	3	2	1	27
Subtotal (Employee Victim Assault)		2	5	1	1	1	2	7	3	6	6	3	2	39
Prisoner Victim														
Category I		0	1	0	0	0	0	0	0	0	0	0	0	1
Category II		0	0	0	0	0	0	0	0	0	0	0	0	0
Category III		0	0	0	0	0	0	0	0	0	0	0	0	0
Category IV		0	0	0	0	0	0	0	0	0	0	0	0	0
Category V		3	1	4	2	4	2	6	2	2	1	3	2	32
Category VI		3	2	2	1	4	1	4	0	0	2	4	1	24
Subtotal (Prisoner Victim Assault)		6	4	6	3	8	3	10	2	2	3	7	3	57
Non-Assault Based Critical Incidents														
Employee														
Accidental Death		0	0	0	0	0	0	0	0	0	0	0	0	0
Natural Death		0	0	0	0	0	0	0	0	0	0	0	0	0
Arrest for Felony or Misdemeanor		0	1	1	0	1	0	0	0	1	0	0	0	4
Firearm Discharge		0	0	0	0	0	0	0	0	0	0	0	0	0
Chemical Agent Discharge		0	1	2	1	0	1	4	4	0	1	3	2	19
Use of Force for Prisoner Control		4	4	3	5	3	3	12	5	8	2	0	4	53
Loss or Theft of Firearm, Chemical Agent or Ammo		0	0	0	0	0	0	0	0	0	0	0	0	0
Suicide		0	0	0	0	0	0	0	0	0	0	0	0	0
Suicide Attempts		0	0	0	0	0	0	0	0	0	0	0	0	0
Subtotal (Employee Non-Assault)		4	6	6	6	4	4	16	9	9	3	3	6	76
Prisoner														
Accidental Death		0	0	0	0	0	0	0	0	0	0	0	0	0
Natural Death		0	1	0	0	0	0	0	0	0	0	0	1	2
Escape		0	0	0	0	0	0	0	0	0	0	0	0	0
Escape Attempt		0	0	0	0	0	0	0	0	0	0	0	0	0
Drug Overdose		0	0	0	0	0	0	0	0	0	0	0	0	0
Sexual Contact w/Offenders		0	0	0	0	0	0	0	0	0	0	0	0	0
Suicide		0	0	0	0	0	0	0	0	0	0	0	0	0
Suicide Attempts		0	1	0	0	0	0	2	0	0	0	0	0	3
Subtotal (Prisoner Non-Assault)		0	2	0	0	0	0	2	0	0	0	0	1	5
Other														
All Other		7	8	6	7	8	11	6	6	0	4	7	12	82
Natural Disaster/Physical Plant		0	0	0	0	0	0	0	0	0	0	0	0	0
Riot/Disturbance/Demonstration		0	0	0	0	0	0	0	0	0	0	0	0	0
Hostage Incident		0	0	0	0	0	0	0	0	0	0	0	0	0
Visitor Related		0	0	0	1	1	0	0	0	0	0	0	0	2
Subtotal ("Other")		7	8	6	8	9	11	6	6	0	4	7	12	84
Grand Total		19	25	19	18	22	20	41	20	17	16	20	24	261

**Michigan Department of Corrections, Public 245 Act of 2008, Boilerplate Reporting,
Critical Incident Reports, Section 911(2), January 1, 2008-December 31, 2008**

Ionia Maximum Correctional Facility, 1576 W. Bluewater Highway, Ionia, MI 48846

Incidents which occurred off duty.		JAN	FEB	MAR	APR	MAY	JUN	JUL	AUG	SEP	OCT	NOV	DEC	TOTAL
Assault Based Critical Incidents														
Employee Victim														
Category I		0	0	0	0	0	0	0	0	0	0	0	0	0
Category II		0	0	0	0	0	0	0	0	0	0	0	0	0
Category III		0	0	0	0	0	0	0	0	0	0	0	0	0
Category IV		0	0	0	0	0	0	0	0	0	0	1	0	1
Category V		0	5	2	5	3	1	3	2	3	2	1	1	28
Category VI		4	2	5	5	3	3	3	2	2	2	1	1	33
Subtotal (Employee Victim Assault)		4	7	7	10	6	4	6	4	5	4	3	2	62
Prisoner Victim														
Category I		0	0	0	1	0	0	0	1	0	0	1	0	3
Category II		0	1	0	0	0	0	0	0	0	2	0	0	3
Category III		0	0	0	0	0	0	0	0	0	0	0	0	0
Category IV		0	0	0	0	0	0	1	0	0	0	0	0	1
Category V		3	1	1	2	2	1	0	2	0	2	7	3	24
Category VI		0	1	0	1	0	0	0	0	0	0	0	0	2
Subtotal (Prisoner Victim Assault)		3	3	1	4	2	1	1	3	0	4	8	3	33
Non-Assault Based Critical Incidents														
Employee														
Accidental Death		0	0	0	0	0	0	0	0	0	0	0	0	0
Natural Death		0	0	0	0	0	0	0	0	0	0	0	0	0
Arrest for Felony or Misdemeanor		1	0	1	0	0	0	2	1	0	2	0	0	7
Firearm Discharge		0	0	0	0	0	0	0	0	0	0	0	0	0
Chemical Agent Discharge		2	0	0	1	2	2	3	3	3	3	0	1	20
Use of Force for Prisoner Control		4	4	8	0	7	7	9	2	6	4	2	3	56
Loss or Theft of Firearm, Chemical Agent or Ammo		0	0	0	0	0	0	0	0	0	0	0	0	0
Suicide		0	0	0	0	0	0	0	0	0	0	0	0	0
Suicide Attempts		0	0	0	0	0	0	0	0	0	0	0	1	1
Subtotal (Employee Non-Assault)		7	4	9	1	9	9	14	6	9	9	2	5	84
Prisoner														
Accidental Death		0	0	0	0	0	0	0	0	0	0	0	0	0
Natural Death		0	0	0	0	0	0	0	0	0	0	0	0	0
Escape		0	0	0	0	0	0	0	0	0	0	0	0	0
Escape Attempt		1	0	1	0	0	0	0	0	0	0	0	0	2
Drug Overdose		4	1	4	1	1	0	8	8	5	1	1	0	34
Sexual Contact w/Offenders		0	0	0	0	0	0	0	0	0	0	0	0	0
Suicide		0	0	0	0	0	0	0	0	0	0	0	0	0
Suicide Attempts		9	8	2	7	5	7	12	4	6	4	8	10	82
Subtotal (Prisoner Non-Assault)		14	9	7	8	6	7	20	12	11	5	9	10	118
Other														
All Other		1	2	2	2	4	9	7	12	11	7	8	8	73
Natural Disaster/Physical Plant		0	0	0	0	0	0	0	0	0	0	0	1	1
Riot/Disturbance/Demonstration		0	0	0	0	0	0	0	0	0	0	0	0	0
Hostage Incident		0	0	0	0	0	0	0	0	0	0	0	0	0
Visitor Related		0	0	0	0	0	0	0	0	0	0	0	0	0
Subtotal ("Other")		1	2	2	2	4	9	7	12	11	7	8	9	74
Grand Total		29	25	26	25	27	30	48	37	36	29	30	29	371

**Michigan Department of Corrections, Public 245 Act of 2008, Boilerplate Reporting,
Critical Incident Reports, Section 911(2), January 1, 2008-December 31, 2008**

Deerfield Correctional Facility, 1755 Harwood Road, Ionia, MI 48846

Incidents which occurred off duty.		JAN	FEB	MAR	APR	MAY	JUN	JUL	AUG	SEP	OCT	NOV	DEC	TOTAL
Assault Based Critical Incidents														
Employee Victim														
Category I		0	0	0	0	0	0	0	0	0	0	0	0	0
Category II		0	0	0	0	0	0	0	0	0	0	0	0	0
Category III		0	0	0	0	0	0	0	0	0	0	0	0	0
Category IV		0	0	0	0	0	0	0	0	0	0	0	0	0
Category V		0	0	0	0	0	0	0	0	0	0	0	0	0
Category VI		0	0	0	0	0	0	0	0	0	0	0	0	0
Subtotal (Employee Victim Assault)		0	0	0	0	0	0	0	0	0	0	0	0	0
Prisoner Victim														
Category I		0	0	0	0	0	0	0	0	0	0	0	0	0
Category II		0	0	0	0	0	0	0	0	0	0	0	0	0
Category III		0	0	0	0	0	0	0	0	0	0	0	0	0
Category IV		0	0	0	0	0	0	0	0	0	0	0	0	0
Category V		1	1	2	2	1	1	1	0	1	2	0	0	12
Category VI		0	0	0	0	0	0	0	0	0	0	1	0	1
Subtotal (Prisoner Victim Assault)		1	1	2	2	1	1	1	0	1	2	1	0	13
Non-Assault Based Critical Incidents														
Employee														
Accidental Death		0	0	0	0	0	0	0	0	0	0	0	0	0
Natural Death		0	0	0	0	0	0	0	0	0	0	0	0	0
Arrest for Felony or Misdemeanor		1	0	0	0	0	0	0	0	0	1	0	0	2
Firearm Discharge		0	0	0	0	0	0	0	0	0	0	0	0	0
Chemical Agent Discharge		0	0	0	0	0	0	0	0	0	0	0	0	0
Use of Force for Prisoner Control		0	0	0	0	0	0	0	0	0	0	0	0	0
Loss or Theft of Firearm, Chemical Agent or Ammo		0	0	0	0	0	0	0	0	0	0	0	0	0
Suicide		0	0	0	0	0	0	0	0	0	0	0	0	0
Suicide Attempts		0	0	0	0	0	0	0	0	0	0	0	0	0
Subtotal (Employee Non-Assault)		1	0	0	0	0	0	0	0	0	1	0	0	2
Prisoner														
Accidental Death		0	0	0	0	0	0	0	0	0	0	0	0	0
Natural Death		0	0	1	0	0	0	0	0	0	0	0	0	1
Escape		0	0	0	0	0	0	0	0	0	0	0	0	0
Escape Attempt		0	0	0	0	0	0	0	0	0	0	0	0	0
Drug Overdose		0	0	0	0	0	0	0	0	0	0	0	0	0
Sexual Contact w/Offenders		0	0	0	0	0	0	0	0	0	0	0	0	0
Suicide		0	0	0	0	0	0	0	0	0	0	0	0	0
Suicide Attempts		0	0	0	0	0	0	0	0	0	0	0	0	0
Subtotal (Prisoner Non-Assault)		0	0	1	0	0	0	0	0	0	0	0	0	1
Other														
All Other		5	3	3	6	5	4	5	2	7	4	2	0	46
Natural Disaster/Physical Plant		0	0	0	1	0	0	2	0	0	1	2	0	6
Riot/Disturbance/Demonstration		0	0	0	0	0	0	0	0	0	0	0	0	0
Hostage Incident		0	0	0	0	0	0	0	0	0	0	0	0	0
Visitor Related		0	0	0	0	0	0	0	0	0	0	0	0	0
Subtotal ("Other")		5	3	3	7	5	4	7	2	7	5	4	0	52
Grand Total		7	4	6	9	6	5	8	2	8	8	5	0	68

**Michigan Department of Corrections, Public 245 Act of 2008, Boilerplate Reporting,
Critical Incident Reports, Section 911(2), January 1, 2008-December 31, 2008**

G. Robert Cotton Correctional Facility, 3500 N. Elm Road, Jackson, MI 49201

Incidents which occurred off duty.		JAN	FEB	MAR	APR	MAY	JUN	JUL	AUG	SEP	OCT	NOV	DEC	TOTAL
Assault Based Critical Incidents														
Employee Victim														
Category I		0	0	0	0	0	0	0	0	0	0	0	0	0
Category II		0	0	0	0	0	0	0	0	0	0	0	0	0
Category III		0	0	0	0	0	0	0	0	0	0	0	0	0
Category IV		0	0	0	0	0	0	0	0	0	0	0	0	0
Category V		0	1	0	0	0	0	0	0	0	0	1	0	2
Category VI		0	0	0	0	0	0	0	0	0	0	0	0	0
Subtotal (Employee Victim Assault)		0	1	0	0	0	0	0	0	0	0	1	0	2
Prisoner Victim														
Category I		0	1	0	0	2	0	0	0	0	0	1	2	6
Category II		0	0	0	0	0	0	0	0	0	0	0	0	0
Category III		0	0	0	0	0	0	0	0	0	0	0	1	1
Category IV		0	0	0	0	0	0	0	0	0	0	0	0	0
Category V		2	4	2	5	4	2	1	2	3	2	3	0	30
Category VI		0	0	0	0	0	0	0	0	0	0	0	0	0
Subtotal (Prisoner Victim Assault)		2	5	2	5	6	2	1	2	3	2	4	3	37
Non-Assault Based Critical Incidents														
Employee														
Accidental Death		0	0	0	0	0	0	0	0	0	0	0	0	0
Natural Death		0	0	0	0	0	0	0	0	0	0	0	0	0
Arrest for Felony or Misdemeanor		0	0	0	0	1	0	0	0	0	0	0	0	1
Firearm Discharge		0	0	0	0	0	0	0	0	0	0	0	0	0
Chemical Agent Discharge		0	0	0	0	0	0	0	0	0	0	0	0	0
Use of Force for Prisoner Control		0	0	0	0	0	0	0	0	0	0	0	0	0
Loss or Theft of Firearm, Chemical Agent or Ammo		0	0	0	0	0	0	0	0	0	0	0	0	0
Suicide		0	0	0	0	0	0	0	0	0	0	0	0	0
Suicide Attempts		0	0	0	0	0	0	0	0	0	0	0	0	0
Subtotal (Employee Non-Assault)		0	0	0	0	1	0	0	0	0	0	0	0	1
Prisoner														
Accidental Death		0	0	0	0	0	0	0	0	0	0	0	0	0
Natural Death		0	4	1	1	3	3	4	2	4	2	3	0	27
Escape		0	0	0	0	0	0	0	0	0	0	0	0	0
Escape Attempt		0	0	0	0	0	1	0	0	0	0	0	0	1
Drug Overdose		0	0	0	0	0	0	1	0	0	0	1	0	2
Sexual Contact w/Offenders		0	0	0	0	0	0	0	0	0	0	0	0	0
Suicide		0	0	0	0	0	0	0	0	0	0	0	0	0
Suicide Attempts		0	0	1	2	2	0	2	0	0	0	1	1	9
Subtotal (Prisoner Non-Assault)		0	4	2	3	5	4	7	2	4	2	5	1	39
Other														
All Other		0	0	2	3	0	0	0	2	0	0	1	0	8
Natural Disaster/Physical Plant		0	0	0	0	1	1	0	0	0	0	0	0	2
Riot/Disturbance/Demonstration		0	0	0	0	0	0	0	0	0	0	0	0	0
Hostage Incident		0	0	0	0	0	0	0	0	0	0	0	0	0
Visitor Related		0	0	0	0	0	0	0	0	0	0	0	0	0
Subtotal ("Other")		0	0	2	3	1	1	0	2	0	0	1	0	10
Grand Total		2	10	6	11	13	7	8	6	7	4	11	4	89

**Michigan Department of Corrections, Public 245 Act of 2008, Boilerplate Reporting,
Critical Incident Reports, Section 911(2), January 1, 2008-December 31, 2008**

Cooper Street Correctional Facility, 3100 N. Elm Road, Jackson, MI 49201

Incidents which occurred off duty.		JAN	FEB	MAR	APR	MAY	JUN	JUL	AUG	SEP	OCT	NOV	DEC	TOTAL
Assault Based Critical Incidents														
Employee Victim														
Category I		0	0	0	0	0	1	1	0	0	0	0	0	2
Category II		0	0	0	0	0	0	0	0	0	0	0	0	0
Category III		0	0	0	0	0	0	0	0	0	0	0	0	0
Category IV		0	0	0	0	0	0	0	0	0	0	0	0	0
Category V		3	2	0	0	0	0	1	0	0	0	0	0	6
Category VI		0	0	0	0	0	0	0	1	0	0	0	0	1
Subtotal (Employee Victim Assault)		3	2	0	0	0	1	2	1	0	0	0	0	9
Prisoner Victim														
Category I		0	0	0	0	1	0	0	0	2	0	0	0	3
Category II		0	0	0	0	0	0	0	0	0	0	0	3	3
Category III		0	0	0	0	0	0	0	0	0	0	0	0	0
Category IV		0	0	0	0	0	0	0	0	0	0	0	0	0
Category V		0	1	0	3	2	2	0	1	1	1	0	0	11
Category VI		0	0	0	0	0	0	0	1	0	0	0	0	1
Subtotal (Prisoner Victim Assault)		0	1	0	3	3	2	0	2	3	1	0	3	18
Non-Assault Based Critical Incidents														
Employee														
Accidental Death		0	0	0	0	0	0	0	0	0	0	0	0	0
Natural Death		0	0	0	0	0	0	0	1	0	0	0	0	1
Arrest for Felony or Misdemeanor		1	0	0	1	0	0	0	0	0	0	1	1	4
Firearm Discharge		0	0	0	0	0	0	0	0	0	0	0	0	0
Chemical Agent Discharge		0	0	0	0	0	0	0	0	0	0	0	0	0
Use of Force for Prisoner Control		0	0	0	0	0	0	0	0	0	0	0	0	0
Loss or Theft of Firearm, Chemical Agent or Ammo		0	0	0	0	0	0	0	0	0	0	0	0	0
Suicide		0	0	0	0	0	0	0	0	0	0	0	0	0
Suicide Attempts		0	0	0	0	0	0	0	0	0	0	0	0	0
Subtotal (Employee Non-Assault)		1	0	0	1	0	0	0	1	0	0	1	1	5
Prisoner														
Accidental Death		0	0	0	0	0	0	0	0	0	0	0	0	0
Natural Death		1	1	0	0	0	1	0	0	0	0	0	0	3
Escape		0	0	0	0	0	0	0	0	0	0	0	0	0
Escape Attempt		0	0	0	0	0	0	0	0	0	0	0	0	0
Drug Overdose		0	0	0	0	0	0	0	0	0	0	0	0	0
Sexual Contact w/Offenders		1	0	0	0	0	0	0	0	0	0	0	0	1
Suicide		0	0	0	0	0	0	0	0	0	0	0	0	0
Suicide Attempts		0	1	0	0	0	0	0	0	0	0	0	0	1
Subtotal (Prisoner Non-Assault)		2	2	0	0	0	1	0	0	0	0	0	0	5
Other														
All Other		0	0	0	1	0	1	3	1	0	2	0	0	8
Natural Disaster/Physical Plant		0	0	0	0	0	1	0	0	0	1	0	0	2
Riot/Disturbance/Demonstration		0	0	0	0	0	0	0	0	0	0	0	0	0
Hostage Incident		0	0	0	0	0	0	0	0	0	0	0	0	0
Visitor Related		0	2	0	1	0	0	0	0	0	1	1	1	5
Subtotal ("Other")		0	2	0	2	0	2	3	1	0	3	1	1	15
Grand Total		6	7	0	6	3	6	5	5	3	4	2	5	52

**Michigan Department of Corrections, Public 245 Act of 2008, Boilerplate Reporting,
Critical Incident Reports, Section 911(2), January 1, 2008-December 31, 2008**

Kinross Correctional Facility, 16770 S. Watertower Drive, Kincheloe, MI 49788

Incidents which occurred off duty.		JAN	FEB	MAR	APR	MAY	JUN	JUL	AUG	SEP	OCT	NOV	DEC	TOTAL
Assault Based Critical Incidents														
Employee Victim														
Category I		0	0	0	0	0	0	0	0	0	0	0	0	0
Category II		0	0	0	0	0	0	0	0	0	0	0	0	0
Category III		0	0	0	0	0	0	0	0	0	0	0	0	0
Category IV		0	0	0	0	0	0	0	0	0	0	0	0	0
Category V		0	0	0	0	1	0	1	1	0	2	2	0	7
Category VI		3	0	0	0	0	1	0	1	1	0	0	0	6
Subtotal (Employee Victim Assault)		3	0	0	0	1	1	1	2	1	2	2	0	13
Prisoner Victim														
Category I		0	0	0	0	0	0	0	0	0	0	0	0	0
Category II		0	0	0	0	0	0	0	0	0	0	0	0	0
Category III		0	0	0	0	0	0	0	0	0	0	0	0	0
Category IV		0	0	0	0	0	0	0	0	0	0	0	0	0
Category V		5	1	1	2	0	7	1	2	0	5	0	5	29
Category VI		0	0	0	0	0	1	0	0	0	0	0	0	1
Subtotal (Prisoner Victim Assault)		5	1	1	2	0	8	1	2	0	5	0	5	30
Non-Assault Based Critical Incidents														
Employee														
Accidental Death		0	0	0	0	0	0	0	0	0	0	0	0	0
Natural Death		0	0	0	0	0	0	0	0	0	0	0	0	0
Arrest for Felony or Misdemeanor		0	0	0	0	0	0	0	0	0	0	0	0	0
Firearm Discharge		0	0	0	0	0	0	0	0	0	0	0	0	0
Chemical Agent Discharge		0	0	0	0	0	0	0	0	0	0	0	0	0
Use of Force for Prisoner Control		0	0	0	1	0	0	0	0	0	0	0	0	1
Loss or Theft of Firearm, Chemical Agent or Ammo		0	0	0	0	0	0	0	0	0	0	0	0	0
Suicide		0	0	0	0	0	0	0	0	0	0	0	0	0
Suicide Attempts		0	0	0	0	0	0	0	0	0	0	0	0	0
Subtotal (Employee Non-Assault)		0	0	0	1	0	0	0	0	0	0	0	0	1
Prisoner														
Accidental Death		0	0	0	0	0	0	0	0	0	0	0	0	0
Natural Death		0	0	0	0	0	1	0	0	0	0	0	0	1
Escape		0	0	0	0	0	0	0	0	0	0	0	0	0
Escape Attempt		0	0	0	0	0	0	0	1	0	0	0	0	1
Drug Overdose		0	0	0	0	0	0	0	0	0	0	0	0	0
Sexual Contact w/Offenders		0	0	0	0	0	0	0	0	0	0	0	0	0
Suicide		0	0	0	0	0	2	0	0	0	0	0	0	2
Suicide Attempts		0	0	0	0	0	0	0	0	0	0	0	0	0
Subtotal (Prisoner Non-Assault)		0	0	0	0	0	3	0	1	0	0	0	0	4
Other														
All Other		1	0	1	3	1	0	0	2	0	0	0	1	9
Natural Disaster/Physical Plant		1	0	0	0	0	0	0	0	0	0	0	0	1
Riot/Disturbance/Demonstration		0	0	0	1	0	0	0	0	0	0	0	0	1
Hostage Incident		0	0	0	0	0	0	0	0	0	0	0	0	0
Visitor Related		0	0	1	0	0	0	0	0	0	0	0	0	1
Subtotal ("Other")		2	0	2	4	1	0	0	2	0	0	0	1	12
Grand Total		10	1	3	7	2	12	2	7	1	7	2	6	60

**Michigan Department of Corrections, Public 245 Act of 2008, Boilerplate Reporting,
Critical Incident Reports, Section 911(2), January 1, 2008-December 31, 2008**

Straits Correctional Facility, 4387 W. M-80, Kincheloe, MI 49785

Incidents which occurred off duty.		JAN	FEB	MAR	APR	MAY	JUN	JUL	AUG	SEP	OCT	NOV	DEC	TOTAL
Assault Based Critical Incidents														
Employee Victim														
Category I		0	0	0	0	0	0	0	0	0	0	0	0	0
Category II		0	0	0	0	0	0	0	0	0	0	0	0	0
Category III		0	0	0	0	0	0	0	0	0	0	0	0	0
Category IV		0	0	0	0	0	0	0	0	0	0	0	0	0
Category V		0	0	0	0	0	0	0	0	0	0	0	0	0
Category VI		0	0	0	0	0	0	0	0	0	0	0	1	1
Subtotal (Employee Victim Assault)		0	0	0	0	0	0	0	0	0	0	0	1	1
Prisoner Victim														
Category I		0	0	0	0	0	0	0	0	0	0	0	0	0
Category II		0	0	0	0	0	0	0	0	0	0	0	0	0
Category III		0	0	0	0	0	0	0	0	0	0	0	0	0
Category IV		0	0	0	0	0	0	0	0	0	0	0	0	0
Category V		2	3	3	2	0	1	3	1	4	2	1	2	24
Category VI		0	0	0	0	0	0	0	0	0	0	0	1	1
Subtotal (Prisoner Victim Assault)		2	3	3	2	0	1	3	1	4	2	1	3	25
Non-Assault Based Critical Incidents														
Employee														
Accidental Death		0	0	0	0	0	0	0	0	0	0	0	0	0
Natural Death		0	0	0	0	0	0	0	0	0	0	0	0	0
Arrest for Felony or Misdemeanor		0	0	0	0	0	0	0	0	0	0	0	0	0
Firearm Discharge		0	0	0	0	0	0	0	0	0	0	0	0	0
Chemical Agent Discharge		0	0	0	0	0	0	0	0	0	0	0	0	0
Use of Force for Prisoner Control		0	0	0	0	0	0	0	0	0	0	0	0	0
Loss or Theft of Firearm, Chemical Agent or Ammo		0	0	0	0	0	0	0	0	0	0	0	0	0
Suicide		0	0	0	0	0	0	0	0	0	0	0	0	0
Suicide Attempts		0	0	0	0	0	0	0	0	0	0	0	0	0
Subtotal (Employee Non-Assault)		0	0	0	0	0	0	0	0	0	0	0	0	0
Prisoner														
Accidental Death		0	0	0	0	0	0	0	0	0	0	0	0	0
Natural Death		0	0	0	0	0	0	0	0	0	0	0	0	0
Escape		0	0	0	0	0	0	0	0	0	0	0	0	0
Escape Attempt		0	0	0	1	0	0	0	0	0	0	0	0	1
Drug Overdose		0	0	0	0	0	0	0	0	0	0	0	0	0
Sexual Contact w/Offenders		1	0	0	0	0	0	0	0	0	0	0	0	1
Suicide		0	0	0	0	0	0	0	0	0	0	0	0	0
Suicide Attempts		0	0	0	0	0	0	0	0	0	0	0	0	0
Subtotal (Prisoner Non-Assault)		1	0	0	1	0	0	0	0	0	0	0	0	2
Other														
All Other		5	0	0	0	1	0	2	0	2	1	1	0	12
Natural Disaster/Physical Plant		0	0	0	0	0	0	1	0	0	0	0	1	2
Riot/Disturbance/Demonstration		0	0	0	0	0	0	0	0	0	0	0	0	0
Hostage Incident		0	0	0	0	0	0	0	0	0	0	0	0	0
Visitor Related		0	0	0	0	0	0	0	0	0	0	0	0	0
Subtotal ("Other")		5	0	0	0	1	0	3	0	2	1	1	1	14
Grand Total		8	3	3	3	1	1	6	1	6	3	2	5	42

**Michigan Department of Corrections, Public 245 Act of 2008, Boilerplate Reporting,
Critical Incident Reports, Section 911(2), January 1, 2008-December 31, 2008**

Lakeland Correctional Facility, 141 First Street, Coldwater, MI 49036

Incidents which occurred off duty.		JAN	FEB	MAR	APR	MAY	JUN	JUL	AUG	SEP	OCT	NOV	DEC	TOTAL
Assault Based Critical Incidents														
Employee Victim														
Category I		0	0	0	0	0	0	0	0	0	0	0	0	0
Category II		0	0	0	0	0	0	0	0	0	0	0	0	0
Category III		0	0	0	0	0	0	0	0	0	0	0	0	0
Category IV		0	0	0	0	0	0	0	0	0	0	0	0	0
Category V		0	0	0	0	0	0	0	0	0	0	0	0	0
Category VI		1	0	0	0	2	1	1	0	0	0	0	0	5
Subtotal (Employee Victim Assault)		1	0	0	0	2	1	1	0	0	0	0	0	5
Prisoner Victim														
Category I		0	0	0	0	0	0	0	0	0	0	0	0	0
Category II		0	0	0	0	0	0	0	0	0	0	0	0	0
Category III		0	0	0	0	0	0	0	0	0	0	0	0	0
Category IV		0	0	0	0	0	0	0	0	0	0	0	0	0
Category V		0	4	2	2	1	3	1	0	0	2	0	0	15
Category VI		1	0	0	0	1	0	0	0	0	0	0	0	2
Subtotal (Prisoner Victim Assault)		1	4	2	2	2	3	1	0	0	2	0	0	17
Non-Assault Based Critical Incidents														
Employee														
Accidental Death		0	0	0	0	0	0	0	0	0	0	0	0	0
Natural Death		0	0	0	0	0	0	0	0	0	0	0	0	0
Arrest for Felony or Misdemeanor		0	0	0	0	0	0	0	0	0	0	0	0	0
Firearm Discharge		0	0	0	0	0	0	0	0	0	0	0	0	0
Chemical Agent Discharge		0	0	0	0	0	0	0	0	0	0	0	0	0
Use of Force for Prisoner Control		0	0	0	0	0	0	0	0	0	0	0	0	0
Loss or Theft of Firearm, Chemical Agent or Ammo		0	0	0	0	0	0	0	0	0	0	0	0	0
Suicide		0	0	0	0	0	0	0	0	0	0	0	0	0
Suicide Attempts		0	0	0	0	0	0	0	0	0	0	0	0	0
Subtotal (Employee Non-Assault)		0	0	0	0	0	0	0	0	0	0	0	0	0
Prisoner														
Accidental Death		0	0	0	0	0	0	0	0	0	0	0	0	0
Natural Death		1	0	0	0	0	0	0	0	0	0	0	1	2
Escape		0	0	0	0	0	0	0	0	0	0	0	0	0
Escape Attempt		0	0	0	0	0	0	0	0	0	0	0	0	0
Drug Overdose		0	0	0	0	0	0	0	0	0	0	0	0	0
Sexual Contact w/Offenders		0	0	0	0	0	0	0	0	0	0	0	0	0
Suicide		0	0	0	0	0	0	0	0	0	0	0	0	0
Suicide Attempts		0	0	0	0	0	0	0	0	0	0	0	0	0
Subtotal (Prisoner Non-Assault)		1	0	0	0	0	0	0	0	0	0	0	1	2
Other														
All Other		1	2	0	1	0	1	3	1	0	0	1	5	15
Natural Disaster/Physical Plant		0	2	2	0	0	0	0	0	0	0	1	0	5
Riot/Disturbance/Demonstration		0	0	0	0	0	0	0	0	0	0	0	0	0
Hostage Incident		0	0	0	0	0	0	0	0	0	0	0	0	0
Visitor Related		0	0	0	0	1	0	1	0	0	0	0	0	2
Subtotal ("Other")		1	4	2	1	1	1	4	1	0	0	2	5	22
Grand Total		4	8	4	3	5	5	6	1	0	2	2	6	46

**Michigan Department of Corrections, Public 245 Act of 2008, Boilerplate Reporting,
Critical Incident Reports, Section 911(2), January 1, 2008-December 31, 2008**

Alger Maximum Correctional Facility, Industrial Park Drive, P.O. Box 600, Munising, MI 49862

➤ Incidents which occurred off duty.		JAN	FEB	MAR	APR	MAY	JUN	JUL	AUG	SEP	OCT	NOV	DEC	TOTAL
Assault Based Critical Incidents														
Employee Victim														
	Category I	0	0	0	0	0	0	0	0	0	0	0	0	0
	Category II	0	0	0	0	0	0	0	0	0	0	0	0	0
	Category III	0	0	0	0	0	0	0	0	0	0	0	0	0
	Category IV	0	0	0	0	0	0	0	0	0	0	0	0	0
	Category V	2	1	0	0	1	0	0	0	0	0	2	0	6
	Category VI	3	2	1	1	2	3	0	2	0	0	2	2	18
	Subtotal (Employee Victim Assault)	5	3	1	1	3	3	0	2	0	0	4	2	24
Prisoner Victim														
	Category I	0	0	0	0	0	1	0	1	0	0	0	0	2
	Category II	0	0	0	0	0	0	0	0	0	0	0	0	0
	Category III	0	0	0	0	0	0	0	0	0	0	0	0	0
	Category IV	0	0	0	0	0	0	0	0	0	0	0	0	0
	Category V	0	1	0	0	0	0	0	0	0	0	0	0	1
	Category VI	0	0	0	0	0	0	0	0	0	0	0	0	0
	Subtotal (Prisoner Victim Assault)	0	1	0	0	0	1	0	1	0	0	0	0	3
Non-Assault Based Critical Incidents														
Employee														
	Accidental Death	0	0	0	0	0	0	0	0	0	0	0	0	0
	Natural Death	0	0	0	0	0	0	0	0	0	0	0	0	0
➤	Arrest for Felony or Misdemeanor	0	0	0	0	0	0	0	0	0	0	0	0	0
	Firearm Discharge	0	0	0	0	0	0	0	0	0	0	0	0	0
	Chemical Agent Discharge	7	3	0	2	0	2	1	1	2	3	4	2	27
	Use of Force for Prisoner Control	1	1	0	0	0	0	3	0	0	1	1	2	9
	Loss or Theft of Firearm, Chemical Agent or Ammo	0	0	0	0	0	0	0	0	0	0	0	0	0
➤	Suicide	0	0	0	0	0	0	0	0	0	0	0	0	0
➤	Suicide Attempts	0	0	0	0	0	0	0	0	0	0	0	0	0
	Subtotal (Employee Non-Assault)	8	4	0	2	0	2	4	1	2	4	5	4	36
Prisoner														
	Accidental Death	0	0	0	0	0	0	0	0	0	0	0	0	0
	Natural Death	0	0	0	0	0	0	0	0	0	0	0	0	0
	Escape	0	0	0	0	0	0	0	0	0	0	0	0	0
	Escape Attempt	0	0	0	0	0	0	0	0	0	0	0	0	0
	Drug Overdose	0	0	0	0	0	0	0	0	0	0	0	0	0
	Sexual Contact w/Offenders	0	0	0	0	0	0	0	0	0	0	0	0	0
	Suicide	0	0	0	0	0	0	0	0	0	0	0	1	1
	Suicide Attempts	1	1	0	0	3	2	0	0	0	0	1	1	9
	Subtotal (Prisoner Non-Assault)	1	1	0	0	3	2	0	0	0	0	1	2	10
Other														
	All Other	0	0	1	1	0	0	0	0	1	2	10	7	22
	Natural Disaster/Physical Plant	0	0	0	0	0	0	0	0	0	0	0	0	0
	Riot/Disturbance/Demonstration	0	0	0	0	0	0	0	0	0	0	0	0	0
	Hostage Incident	0	0	0	0	0	0	0	0	0	0	0	0	0
	Visitor Related	0	0	0	0	0	0	0	0	0	0	0	0	0
	Subtotal ("Other")	0	0	1	1	0	0	0	0	1	2	10	7	22
Grand Total		14	9	2	4	6	8	4	4	3	6	20	15	95

**Michigan Department of Corrections, Public 245 Act of 2008, Boilerplate Reporting,
Critical Incident Reports, Section 911(2), January 1, 2008-December 31, 2008**

Earnest C. Brooks Correctional Facility, 2500 S. Sheridan Road, Muskegon Heights, MI 49444

➤ Incidents which occurred off duty.		JAN	FEB	MAR	APR	MAY	JUN	JUL	AUG	SEP	OCT	NOV	DEC	TOTAL
Assault Based Critical Incidents														
Employee Victim														
Category I		0	0	0	0	0	0	0	0	0	0	0	0	0
Category II		0	0	0	0	0	0	0	0	0	0	0	0	0
Category III		0	0	0	0	0	0	0	0	0	0	0	0	0
Category IV		0	0	0	0	0	0	0	0	0	1	0	0	1
Category V		0	0	0	0	1	0	1	1	0	0	2	0	5
Category VI		1	0	0	0	1	0	0	0	1	1	1	0	5
Subtotal (Employee Victim Assault)		1	0	0	0	2	0	1	1	1	2	3	0	11
Prisoner Victim														
Category I		0	0	0	0	0	0	0	0	0	0	0	0	0
Category II		0	0	0	0	0	0	0	0	0	0	0	0	0
Category III		0	0	0	0	0	0	0	0	0	0	0	0	0
Category IV		0	0	0	0	0	0	0	0	0	0	0	0	0
Category V		1	2	2	0	0	2	1	2	0	0	2	2	14
Category VI		0	0	0	0	0	0	0	0	0	0	0	0	0
Subtotal (Prisoner Victim Assault)		1	2	2	0	0	2	1	2	0	0	2	2	14
Non-Assault Based Critical Incidents														
Employee														
Accidental Death		0	0	0	0	0	0	0	0	0	0	0	0	0
Natural Death		0	0	0	0	0	0	0	0	0	0	0	0	0
➤ Arrest for Felony or Misdemeanor		0	0	1	0	0	0	0	0	0	0	0	0	1
Firearm Discharge		0	0	0	0	0	0	0	0	0	0	0	0	0
Chemical Agent Discharge		0	0	0	0	0	0	0	0	0	0	0	0	0
Use of Force for Prisoner Control		1	0	0	0	0	0	0	0	0	0	0	1	2
Loss or Theft of Firearm, Chemical Agent or Ammo		0	0	0	0	0	0	0	0	0	0	0	0	0
➤ Suicide		0	0	0	0	0	0	0	0	0	0	0	0	0
➤ Suicide Attempts		0	0	0	0	0	0	0	0	0	0	0	0	0
Subtotal (Employee Non-Assault)		1	0	1	0	0	0	0	0	0	0	0	1	3
Prisoner														
Accidental Death		0	0	0	0	0	0	0	0	0	0	0	0	0
Natural Death		0	0	0	0	0	0	0	0	0	0	0	0	0
Escape		0	0	0	0	0	0	0	0	0	0	0	0	0
Escape Attempt		0	0	1	0	0	0	1	1	1	0	0	0	4
Drug Overdose		0	0	0	0	0	0	0	0	0	0	0	0	0
Sexual Contact w/Offenders		0	0	0	0	0	0	0	0	0	0	0	0	0
Suicide		0	0	0	0	0	0	0	0	0	0	0	0	0
Suicide Attempts		2	4	1	3	3	2	1	0	3	0	0	1	20
Subtotal (Prisoner Non-Assault)		2	4	2	3	3	2	2	1	4	0	0	1	24
Other														
All Other		0	0	2	0	0	0	0	0	0	2	0	1	5
Natural Disaster/Physical Plant		0	0	0	0	0	0	0	0	0	0	0	2	2
Riot/Disturbance/Demonstration		0	0	0	0	0	0	0	0	0	0	0	0	0
Hostage Incident		0	0	0	0	0	0	0	0	0	0	0	0	0
Visitor Related		0	0	0	0	0	0	0	0	0	0	0	0	0
Subtotal ("Other")		0	0	2	0	0	0	0	0	0	2	0	3	7
Grand Total		5	6	7	3	5	4	4	4	5	4	5	7	59

**Michigan Department of Corrections, Public 245 Act of 2008, Boilerplate Reporting,
Critical Incident Reports, Section 911(2), January 1, 2008-December 31, 2008**

Marquette Branch Prison, 1960 U.S. 41 South, Marquette, MI 49855

Incidents which occurred off duty.		JAN	FEB	MAR	APR	MAY	JUN	JUL	AUG	SEP	OCT	NOV	DEC	TOTAL
Assault Based Critical Incidents														
Employee Victim														
Category I		0	0	0	0	0	0	0	0	0	0	0	0	0
Category II		0	0	0	0	0	0	0	0	0	0	0	0	0
Category III		0	0	0	0	0	0	0	0	0	0	0	0	0
Category IV		0	0	0	0	0	0	0	0	0	0	0	0	0
Category V		2	1	1	0	0	0	2	0	0	0	0	1	7
Category VI		0	1	0	0	0	0	0	1	0	0	0	0	2
Subtotal (Employee Victim Assault)		2	2	1	0	0	0	2	1	0	0	0	1	9
Prisoner Victim														
Category I		0	0	0	0	0	0	0	0	0	0	0	0	0
Category II		0	0	0	0	0	0	0	0	1	0	0	0	1
Category III		0	0	0	0	0	0	0	0	0	0	0	0	0
Category IV		0	0	0	0	0	0	0	0	0	0	0	0	0
Category V		0	0	0	0	1	0	0	1	0	2	0	1	5
Category VI		0	0	0	0	0	1	0	0	0	0	0	0	1
Subtotal (Prisoner Victim Assault)		0	0	0	0	1	1	0	1	1	2	0	1	7
Non-Assault Based Critical Incidents														
Employee														
Accidental Death		0	0	0	0	0	0	0	0	0	0	0	0	0
Natural Death		0	0	0	0	0	0	0	0	0	0	0	0	0
Arrest for Felony or Misdemeanor		0	0	0	0	0	0	0	0	0	1	0	0	1
Firearm Discharge		0	0	0	0	0	0	0	0	0	0	0	0	0
Chemical Agent Discharge		0	1	0	1	1	0	0	3	0	0	0	0	6
Use of Force for Prisoner Control		0	0	0	0	0	0	0	0	0	0	0	3	3
Loss or Theft of Firearm, Chemical Agent or Ammo		0	0	0	0	0	0	0	0	0	0	0	0	0
Suicide		0	0	0	0	0	0	0	0	0	0	0	0	0
Suicide Attempts		0	0	0	0	0	0	0	0	0	0	0	0	0
Subtotal (Employee Non-Assault)		0	1	0	1	1	0	0	3	0	1	0	3	10
Prisoner														
Accidental Death		0	0	0	0	0	0	0	0	0	0	0	0	0
Natural Death		1	0	1	0	0	0	0	0	0	0	0	0	2
Escape		0	0	0	0	0	0	0	0	0	0	0	0	0
Escape Attempt		0	0	0	0	0	0	0	0	0	1	0	0	1
Drug Overdose		0	0	0	0	0	0	0	0	0	0	0	0	0
Sexual Contact w/Offenders		0	0	0	0	0	0	0	0	0	0	0	0	0
Suicide		0	0	0	0	0	1	0	0	0	0	0	0	1
Suicide Attempts		0	0	0	0	0	0	0	0	0	1	0	1	2
Subtotal (Prisoner Non-Assault)		1	0	1	0	0	1	0	0	0	2	0	1	6
Other														
All Other		0	1	1	2	3	1	2	1	2	1	2	2	18
Natural Disaster/Physical Plant		0	0	0	0	0	1	1	0	1	0	0	0	3
Riot/Disturbance/Demonstration		0	0	0	0	0	1	0	0	0	0	0	0	1
Hostage Incident		0	0	0	0	0	0	0	0	0	0	0	0	0
Visitor Related		0	0	0	0	0	0	0	0	0	0	0	0	0
Subtotal ("Other")		0	1	1	2	3	3	3	1	3	1	2	2	22
Grand Total		3	4	3	3	5	5	5	6	4	6	2	8	54

**Michigan Department of Corrections, Public 245 Act of 2008, Boilerplate Reporting,
Critical Incident Reports, Section 911(2), January 1, 2008-December 31, 2008**

Muskegon Correctional Facility, 2400 S. Sheridan Drive, Muskegon, MI 49442

➤ Incidents which occurred off duty.		JAN	FEB	MAR	APR	MAY	JUN	JUL	AUG	SEP	OCT	NOV	DEC	TOTAL
Assault Based Critical Incidents														
Employee Victim														
	Category I	0	0	0	0	0	0	0	0	0	0	0	0	0
	Category II	0	0	0	0	0	0	0	0	0	0	0	0	0
	Category III	0	0	0	0	0	0	0	0	0	0	0	0	0
	Category IV	0	0	0	0	0	0	0	0	0	0	0	0	0
	Category V	0	0	0	0	0	0	0	0	0	0	0	1	1
	Category VI	2	0	1	1	0	0	0	0	0	1	0	0	5
	Subtotal (Employee Victim Assault)	2	0	1	1	0	0	0	0	0	1	0	1	6
Prisoner Victim														
	Category I	0	1	1	0	0	0	0	0	0	0	0	0	2
	Category II	0	0	0	0	0	0	0	0	0	0	0	0	0
	Category III	0	0	0	0	0	0	0	0	0	1	0	0	1
	Category IV	0	0	0	0	0	0	0	0	0	0	0	0	0
	Category V	1	4	2	1	1	2	4	2	2	1	2	2	24
	Category VI	0	1	0	0	0	0	1	0	1	0	0	1	4
	Subtotal (Prisoner Victim Assault)	1	6	3	1	1	2	5	2	3	2	2	3	31
Non-Assault Based Critical Incidents														
Employee														
	Accidental Death	0	0	0	0	0	0	0	0	0	0	0	0	0
	Natural Death	0	0	0	0	0	0	0	0	0	0	0	0	0
➤	Arrest for Felony or Misdemeanor	0	0	0	0	0	0	0	0	0	0	0	0	0
	Firearm Discharge	0	0	0	0	0	0	0	0	0	0	0	0	0
	Chemical Agent Discharge	0	0	0	0	0	0	0	0	0	0	0	0	0
	Use of Force for Prisoner Control	0	0	0	0	0	0	0	0	0	0	0	0	0
	Loss or Theft of Firearm, Chemical Agent or Ammo	0	0	0	0	0	0	0	0	0	0	0	0	0
➤	Suicide	0	0	0	0	0	0	0	0	0	0	0	0	0
➤	Suicide Attempts	1	0	0	0	0	0	0	0	0	0	0	0	1
	Subtotal (Employee Non-Assault)	1	0	0	0	0	0	0	0	0	0	0	0	1
Prisoner														
	Accidental Death	0	0	0	0	0	0	0	0	0	0	0	0	0
	Natural Death	0	0	0	0	0	0	0	0	0	0	0	0	0
	Escape	0	0	0	0	0	0	0	0	0	0	0	0	0
	Escape Attempt	0	0	0	0	0	0	0	0	0	0	0	0	0
	Drug Overdose	0	0	0	0	0	0	0	0	0	0	0	0	0
	Sexual Contact w/Offenders	0	0	0	0	0	0	0	0	0	0	0	0	0
	Suicide	0	0	0	0	0	0	0	0	0	0	0	0	0
	Suicide Attempts	0	0	0	0	0	0	0	0	0	0	0	0	0
	Subtotal (Prisoner Non-Assault)	0	0	0	0	0	0	0	0	0	0	0	0	0
Other														
	All Other	1	0	1	1	0	1	0	0	3	0	0	2	9
	Natural Disaster/Physical Plant	0	0	0	0	0	0	0	0	0	0	0	0	0
	Riot/Disturbance/Hostage/Demonstration	0	0	0	0	0	0	0	0	0	0	0	0	0
	Hostage Incident	0	0	0	0	0	0	0	0	0	0	0	0	0
	Visitor Related	0	0	0	0	0	0	0	0	0	0	0	0	0
	Subtotal ("Other")	1	0	1	1	0	1	0	0	3	0	0	2	9
Grand Total		5	6	5	3	1	3	5	2	6	3	2	6	47

**Michigan Department of Corrections, Public 245 Act of 2008, Boilerplate Reporting,
Critical Incident Reports, Section 911(2), January 1, 2008-December 31, 2008**

Pugsley Correctional Facility, 7401 E. Walton Road, Kingsley, MI 49649

Incidents which occurred off duty.		JAN	FEB	MAR	APR	MAY	JUN	JUL	AUG	SEP	OCT	NOV	DEC	TOTAL
Assault Based Critical Incidents														
Employee Victim														
Category I		0	0	0	0	0	0	0	0	0	0	0	0	0
Category II		0	0	0	0	0	0	0	0	0	0	0	0	0
Category III		0	0	0	0	0	0	0	0	0	0	0	0	0
Category IV		0	0	0	0	0	0	0	0	0	0	0	0	0
Category V		0	0	0	0	0	0	0	0	0	0	0	0	0
Category VI		0	0	0	0	0	0	0	0	0	2	0	0	2
Subtotal (Employee Victim Assault)		0	0	0	0	0	0	0	0	0	2	0	0	2
Prisoner Victim														
Category I		0	0	0	0	0	0	0	0	0	0	0	0	0
Category II		0	0	0	0	0	0	0	0	0	0	0	0	0
Category III		0	0	0	0	0	0	0	0	0	0	0	0	0
Category IV		0	0	0	0	0	0	0	0	0	0	0	0	0
Category V		1	1	0	0	0	1	1	0	0	0	1	1	6
Category VI		0	0	0	0	0	0	0	0	0	0	0	0	0
Subtotal (Prisoner Victim Assault)		1	1	0	0	0	1	1	0	0	0	1	1	6
Non-Assault Based Critical Incidents														
Employee														
Accidental Death		0	0	0	0	0	0	0	0	0	0	0	0	0
Natural Death		0	0	0	0	0	0	0	0	0	0	0	0	0
Arrest for Felony or Misdemeanor		0	0	0	0	0	0	0	0	0	1	0	2	3
Firearm Discharge		0	0	0	0	0	0	0	0	0	0	0	0	0
Chemical Agent Discharge		0	0	0	0	0	0	0	0	1	0	0	0	1
Use of Force for Prisoner Control		0	0	0	0	0	0	0	0	0	0	0	0	0
Loss or Theft of Firearm, Chemical Agent or Ammo		0	0	0	0	0	0	0	0	0	0	0	0	0
Suicide		0	0	0	0	0	0	0	0	0	0	0	0	0
Suicide Attempts		0	0	0	0	0	0	0	0	0	0	0	0	0
Subtotal (Employee Non-Assault)		0	0	0	0	0	0	0	0	1	1	0	2	4
Prisoner														
Accidental Death		0	0	0	0	0	0	0	0	0	0	0	0	0
Natural Death		1	0	0	0	0	0	0	0	0	0	1	1	3
Escape		0	0	0	0	0	0	0	0	0	0	0	0	0
Escape Attempt		0	0	0	0	0	0	0	0	0	0	0	0	0
Drug Overdose		0	0	0	0	0	0	0	0	0	0	1	0	1
Sexual Contact w/Offenders		0	0	0	0	0	0	0	0	0	0	0	0	0
Suicide		0	0	0	0	0	0	0	0	0	0	0	0	0
Suicide Attempts		0	0	0	0	0	0	0	0	0	0	0	0	0
Subtotal (Prisoner Non-Assault)		1	0	0	0	0	0	0	0	0	0	2	1	4
Other														
All Other		1	0	0	1	0	1	1	1	0	0	0	0	5
Natural Disaster/Physical Plant		0	0	0	0	0	1	0	0	0	0	0	0	1
Riot/Disturbance/Hostage/Demonstration		0	0	0	0	0	0	0	0	0	0	0	0	0
Hostage Incident		0	0	0	0	0	0	0	0	0	0	0	0	0
Visitor Related		0	0	0	0	0	1	0	0	0	0	0	0	1
Subtotal ("Other")		1	0	0	1	0	3	1	1	0	0	0	0	7
Grand Total		3	1	0	1	0	4	2	1	1	3	3	4	23

**Michigan Department of Corrections, Public 245 Act of 2008, Boilerplate Reporting,
Critical Incident Reports, Section 911(2), January 1, 2008-December 31, 2008**

Macomb Correctional Facility 34625 26 Mile Road, New Haven, MI 48048

Incidents which occurred off duty.		JAN	FEB	MAR	APR	MAY	JUN	JUL	AUG	SEP	OCT	NOV	DEC	TOTAL
Assault Based Critical Incidents														
Employee Victim														
Category I		0	0	0	0	0	0	0	0	0	0	0	0	0
Category II		0	0	0	0	0	0	0	0	0	0	0	0	0
Category III		0	0	0	0	0	0	0	0	0	0	0	0	0
Category IV		0	0	0	0	0	0	0	0	0	0	0	0	0
Category V		1	1	0	2	0	1	1	3	1	1	0	0	11
Category VI		0	0	1	3	1	2	1	0	1	2	0	1	12
Subtotal (Employee Victim Assault)		1	1	1	5	1	3	2	3	2	3	0	1	23
Prisoner Victim														
Category I		0	0	0	0	0	0	0	1	0	0	0	0	1
Category II		0	0	0	0	0	0	0	1	0	0	0	0	1
Category III		0	0	0	0	0	0	0	0	0	0	0	0	0
Category IV		0	0	0	0	0	0	0	0	0	0	0	0	0
Category V		0	0	0	0	0	1	2	0	1	1	0	1	6
Category VI		0	0	0	0	0	0	0	0	0	0	0	2	2
Subtotal (Prisoner Victim Assault)		0	0	0	0	0	1	2	2	1	1	0	3	10
Non-Assault Based Critical Incidents														
Employee														
Accidental Death		0	0	0	0	0	0	0	0	0	0	0	0	0
Natural Death		0	0	0	0	0	0	0	0	0	0	0	0	0
Arrest for Felony or Misdemeanor		0	0	0	0	0	0	0	0	0	0	0	0	0
Firearm Discharge		0	0	0	0	0	0	0	0	0	0	0	0	0
Chemical Agent Discharge		0	0	0	0	0	0	0	0	0	0	0	0	0
Use of Force for Prisoner Control		0	0	0	0	0	0	0	0	0	0	0	0	0
Loss or Theft of Firearm, Chemical Agent or Ammo		0	0	0	0	0	0	0	0	0	0	0	0	0
Suicide		0	0	0	0	0	0	0	0	0	0	0	0	0
Suicide Attempts		0	0	0	0	0	0	0	0	0	0	0	0	0
Subtotal (Employee Non-Assault)		0	0	0	0	0	0	0	0	0	0	0	0	0
Prisoner														
Accidental Death		0	0	0	0	0	0	0	0	0	0	0	0	0
Natural Death		0	0	0	0	0	0	1	0	0	0	1	0	2
Escape		0	0	0	0	2	0	0	0	0	0	0	0	2
Escape Attempt		0	0	0	0	0	0	0	0	0	0	0	0	0
Drug Overdose		0	0	0	0	0	0	0	0	0	0	0	0	0
Sexual Contact w/Offenders		0	0	0	0	0	0	0	0	0	0	0	0	0
Suicide		0	0	0	0	0	0	0	0	0	0	0	0	0
Suicide Attempts		0	0	0	0	0	0	0	0	0	0	0	0	0
Subtotal (Prisoner Non-Assault)		0	0	0	0	2	0	1	0	0	0	1	0	4
Other														
All Other		0	0	0	0	0	0	0	0	0	0	0	0	0
Natural Disaster/Physical Plant		0	0	0	0	0	0	0	0	0	0	0	0	0
Riot/Disturbance/Hostage/Demonstration		0	0	0	0	0	0	0	0	0	0	0	0	0
Hostage Incident		0	0	0	0	0	0	0	0	0	0	0	0	0
Visitor Related		0	0	0	0	0	0	0	0	0	0	0	0	0
Subtotal ("Other")		0	0	0	0	0	0	0	0	0	0	0	0	0
Grand Total		1	1	1	5	3	4	5	5	3	4	1	4	37

**Michigan Department of Corrections, Public 245 Act of 2008, Boilerplate Reporting,
Critical Incident Reports, Section 911(2), January 1, 2008-December 31, 2008**

West Shoreline Correctional Facility 2500 S. Sheridan Drive, Muskegon Heights, MI 49444

Incidents which occurred off duty.		JAN	FEB	MAR	APR	MAY	JUN	JUL	AUG	SEP	OCT	NOV	DEC	TOTAL
Assault Based Critical Incidents														
Employee Victim														
	Category I	0	0	0	0	0	0	0	0	0	0	0	0	0
	Category II	0	0	0	0	0	0	0	0	0	0	0	0	0
	Category III	0	0	0	0	0	0	0	0	0	0	0	0	0
	Category IV	0	0	0	0	0	0	0	0	0	0	0	0	0
	Category V	0	0	1	0	0	0	0	0	0	0	0	0	1
	Category VI	0	0	0	0	0	0	0	0	0	0	0	0	0
	Subtotal (Employee Victim Assault)	0	0	1	0	0	0	0	0	0	0	0	0	1
Prisoner Victim														
	Category I	0	0	0	0	0	0	0	0	0	0	0	0	0
	Category II	0	0	0	0	0	0	0	0	0	0	0	1	1
	Category III	0	0	0	0	0	0	0	0	0	0	0	0	0
	Category IV	0	0	0	0	0	0	0	0	0	0	0	0	0
	Category V	0	0	1	0	0	0	0	0	2	0	0	0	3
	Category VI	0	0	0	0	0	0	0	0	0	0	0	0	0
	Subtotal (Prisoner Victim Assault)	0	0	1	0	0	0	0	0	2	0	0	1	4
Non-Assault Based Critical Incidents														
Employee														
	Accidental Death	0	0	0	0	0	0	0	0	0	0	0	0	0
	Natural Death	0	0	0	0	0	0	0	0	0	0	0	0	0
➔	Arrest for Felony or Misdemeanor	0	0	0	0	0	0	0	0	0	0	0	0	0
	Firearm Discharge	0	0	0	0	0	0	0	0	0	0	0	0	0
	Chemical Agent Discharge	0	0	0	0	0	0	0	0	0	0	0	0	0
	Use of Force for Prisoner Control	0	0	0	0	0	0	0	0	0	0	0	0	0
	Loss or Theft of Firearm, Chemical Agent or Ammo	0	0	0	0	0	0	0	0	0	0	0	0	0
➔	Suicide	0	0	0	0	0	0	0	0	0	0	0	0	0
➔	Suicide Attempts	0	0	0	0	0	0	0	0	0	0	0	0	0
	Subtotal (Employee Non-Assault)	0	0	0	0	0	0	0	0	0	0	0	0	0
Prisoner														
	Accidental Death	0	0	0	0	0	0	0	0	0	0	0	0	0
	Natural Death	1	0	0	0	1	0	0	0	0	0	0	0	2
	Escape	0	0	0	0	0	0	0	0	0	0	0	0	0
	Escape Attempt	1	0	0	0	0	0	0	0	0	0	0	0	1
	Drug Overdose	0	0	0	0	0	0	0	0	0	0	0	0	0
	Sexual Contact w/Offenders	0	0	0	0	0	0	0	0	0	0	0	0	0
	Suicide	0	0	0	0	0	0	0	0	0	0	0	0	0
	Suicide Attempts	0	0	0	0	0	1	0	0	0	0	0	0	1
	Subtotal (Prisoner Non-Assault)	2	0	0	0	1	1	0	0	0	0	0	0	4
Other														
	All Other	0	0	0	0	1	0	0	0	0	1	0	0	2
	Natural Disaster/Physical Plant	0	0	0	0	0	0	0	0	0	0	0	0	0
	Riot/Disturbance/Hostage/Demonstration	0	0	0	0	0	0	0	0	0	1	0	0	1
	Hostage Incident	0	0	0	0	0	0	0	0	0	0	0	0	0
	Visitor Related	0	0	0	0	0	0	0	0	0	0	2	0	2
	Subtotal ("Other")	0	0	0	0	1	0	0	0	0	2	2	0	5
Grand Total		2	0	2	0	2	1	0	0	2	2	2	1	14

**Michigan Department of Corrections, Public 245 Act of 2008, Boilerplate Reporting,
Critical Incident Reports, Section 911(2), January 1, 2008-December 31, 2008**

Richard A. Handlon Correctional Facility, 1728 Bluewater Highway, Ionia, MI 48846

Incidents which occurred off duty.		JAN	FEB	MAR	APR	MAY	JUN	JUL	AUG	SEP	OCT	NOV	DEC	TOTAL
Assault Based Critical Incidents														
Employee Victim														
Category I		0	0	0	0	1	0	0	0	0	0	0	0	1
Category II		0	0	0	0	0	0	0	0	0	0	0	0	0
Category III		0	0	0	0	0	1	0	0	0	0	0	0	1
Category IV		0	0	0	0	0	0	0	0	0	0	0	0	0
Category V		1	0	1	1	1	1	0	1	1	1	1	2	11
Category VI		0	0	0	0	0	0	0	0	0	0	0	0	0
Subtotal (Employee Victim Assault)		1	0	1	1	2	2	0	1	1	1	1	2	13
Prisoner Victim														
Category I		0	1	0	0	0	0	0	0	0	0	0	0	1
Category II		0	0	0	0	0	0	0	0	0	0	0	0	0
Category III		0	0	0	0	0	0	0	0	0	0	0	0	0
Category IV		0	0	0	0	0	0	0	0	0	0	0	0	0
Category V		0	0	0	0	4	1	4	1	2	3	1	0	16
Category VI		0	0	0	0	1	0	0	0	0	0	0	0	1
Subtotal (Prisoner Victim Assault)		0	1	0	0	5	1	4	1	2	3	1	0	18
Non-Assault Based Critical Incidents														
Employee														
Accidental Death		0	0	0	0	0	0	0	0	0	0	0	0	0
Natural Death		0	0	0	0	0	0	0	0	0	0	0	0	0
Arrest for Felony or Misdemeanor		0	0	0	0	0	0	0	0	0	0	0	0	0
Firearm Discharge		0	0	0	0	0	0	0	0	0	0	0	0	0
Chemical Agent Discharge		0	0	0	0	0	0	0	0	0	0	0	0	0
Use of Force for Prisoner Control		1	0	0	0	1	1	2	1	1	3	1	0	11
Loss or Theft of Firearm, Chemical Agent or Ammo		0	0	0	0	0	0	0	0	0	0	0	0	0
Suicide		0	0	0	0	0	0	0	0	0	0	0	0	0
Suicide Attempts		0	0	0	0	0	0	0	0	0	0	0	0	0
Subtotal (Employee Non-Assault)		1	0	0	0	1	1	2	1	1	3	1	0	11
Prisoner														
Accidental Death		0	0	0	0	0	0	0	0	0	0	0	0	0
Natural Death		0	0	0	0	0	0	0	0	0	0	0	0	0
Escape		0	0	0	0	0	0	0	0	0	0	0	0	0
Escape Attempt		0	0	0	0	0	0	0	0	0	0	1	0	1
Drug Overdose		0	0	0	0	0	0	0	0	0	0	0	0	0
Sexual Contact w/Offenders		0	0	0	0	0	0	0	0	0	0	0	0	0
Suicide		0	0	0	0	0	0	0	1	0	0	0	0	1
Suicide Attempts		0	3	2	1	0	0	0	1	0	0	1	2	10
Subtotal (Prisoner Non-Assault)		0	3	2	1	0	0	0	2	0	0	2	2	12
Other														
All Other		0	1	0	0	0	1	1	0	0	0	1	0	4
Natural Disaster/Physical Plant		0	0	0	0	0	0	0	0	0	0	1	1	2
Riot/Disturbance/Hostage/Demonstration		0	0	0	0	0	0	0	0	0	0	0	0	0
Hostage Incident		0	0	0	0	0	0	0	0	0	0	0	0	0
Visitor Related		0	1	0	0	1	0	0	0	0	0	0	0	2
Subtotal ("Other")		0	2	0	0	1	1	1	0	0	0	2	1	8
Grand Total		2	6	3	2	9	5	7	5	4	7	7	5	62

**Michigan Department of Corrections, Public 245 Act of 2008, Boilerplate Reporting,
Critical Incident Reports, Section 911(2), January 1, 2008-December 31, 2008**

Newberry Correctional Facility, 3001 Newberry Avenue, Newberry, MI 49868

Incidents which occurred off duty.		JAN	FEB	MAR	APR	MAY	JUN	JUL	AUG	SEP	OCT	NOV	DEC	TOTAL
Assault Based Critical Incidents														
Employee Victim														
	Category I	0	0	0	0	0	0	0	0	0	0	0	0	0
	Category II	0	0	0	0	0	0	0	0	0	0	0	0	0
	Category III	0	0	0	0	0	0	0	0	0	0	0	0	0
	Category IV	0	0	0	0	0	0	0	0	0	0	0	0	0
	Category V	1	0	1	0	0	0	3	0	0	0	3	0	8
	Category VI	0	1	0	0	2	0	1	0	0	0	0	0	4
	Subtotal (Employee Victim Assault)	1	1	1	0	2	0	4	0	0	0	3	0	12
Prisoner Victim														
	Category I	0	0	0	0	1	0	0	0	0	0	0	0	1
	Category II	0	0	0	0	0	0	0	0	0	0	0	0	0
	Category III	0	0	0	0	0	0	0	0	0	0	0	0	0
	Category IV	0	0	0	0	0	0	0	0	0	0	0	0	0
	Category V	6	3	2	2	2	4	2	0	1	1	0	6	29
	Category VI	0	1	0	0	1	2	0	0	1	0	0	1	6
	Subtotal (Prisoner Victim Assault)	6	4	2	2	4	6	2	0	2	1	0	7	36
Non-Assault Based Critical Incidents														
Employee														
	Accidental Death	0	0	0	0	0	0	0	0	0	0	0	0	0
	Natural Death	0	0	0	0	0	0	0	0	0	0	0	0	0
➔	Arrest for Felony or Misdemeanor	1	0	0	0	0	0	0	0	0	0	0	0	1
	Firearm Discharge	0	0	0	0	0	0	0	0	0	0	0	0	0
	Chemical Agent Discharge	0	0	0	0	0	0	0	0	0	0	0	0	0
	Use of Force for Prisoner Control	0	0	0	0	0	0	0	1	0	1	0	0	2
	Loss or Theft of Firearm, Chemical Agent or Ammo	0	0	0	0	0	0	0	0	0	0	0	0	0
➔	Suicide	0	0	0	0	0	0	0	0	0	0	0	0	0
➔	Suicide Attempts	0	0	0	0	0	0	0	0	0	0	0	0	0
	Subtotal (Employee Non-Assault)	1	0	0	0	0	0	0	1	0	1	0	0	3
Prisoner														
	Accidental Death	0	0	0	0	0	0	0	0	0	0	0	0	0
	Natural Death	0	0	0	0	0	0	0	0	0	0	0	0	0
	Escape	0	0	0	0	0	0	0	0	1	0	0	0	1
	Escape Attempt	0	0	0	0	0	0	0	0	0	0	0	0	0
	Drug Overdose	0	0	0	1	0	0	0	0	0	0	0	0	1
	Sexual Contact w/Offenders	0	0	0	0	0	0	0	0	0	0	0	0	0
	Suicide	0	0	0	0	0	0	0	0	0	0	0	0	0
	Suicide Attempts	0	0	0	0	0	0	0	0	0	0	0	0	0
	Subtotal (Prisoner Non-Assault)	0	0	0	1	0	0	0	0	1	0	0	0	2
Other														
	All Other	1	0	1	0	0	3	3	0	0	0	0	2	10
	Natural Disaster/Physical Plant	2	0	1	0	0	1	0	1	2	0	0	0	7
	Riot/Disturbance/Hostage/Demonstration	0	0	0	0	0	0	0	0	0	0	0	1	1
	Hostage Incident	0	0	0	0	0	0	0	0	0	0	0	0	0
	Visitor Related	0	0	0	0	0	0	0	0	0	0	0	0	0
	Subtotal ("Other")	3	0	2	0	0	4	3	1	2	0	0	3	18
Grand Total		11	5	5	3	6	10	9	2	5	2	3	10	71

**Michigan Department of Corrections, Public 245 Act of 2008, Boilerplate Reporting,
Critical Incident Reports, Section 911(2), January 1, 2008-December 31, 2008**

Mound Correctional Facility, 17601 Mound Road, Detroit, MI 48212

Incidents which occurred off duty.		JAN	FEB	MAR	APR	MAY	JUN	JUL	AUG	SEP	OCT	NOV	DEC	TOTAL
Assault Based Critical Incidents														
Employee Victim														
Category I		0	0	0	0	0	0	0	0	0	0	0	0	0
Category II		0	0	0	0	0	0	0	0	0	0	0	0	0
Category III		0	0	0	0	0	0	0	0	0	0	0	0	0
Category IV		0	0	0	0	0	0	0	0	0	0	0	0	0
Category V		1	0	0	0	0	0	0	0	0	1	0	0	2
Category VI		1	0	0	1	0	0	0	0	0	0	0	0	2
Subtotal (Employee Victim Assault)		2	0	0	1	0	0	0	0	0	1	0	0	4
Prisoner Victim														
Category I		0	0	0	0	0	0	0	0	0	0	0	0	0
Category II		0	0	0	0	0	0	0	0	0	0	0	0	0
Category III		0	0	0	0	0	0	0	0	0	0	0	0	0
Category IV		0	0	0	0	0	0	0	0	0	0	0	0	0
Category V		0	1	0	0	0	1	0	0	0	1	0	0	3
Category VI		0	0	0	0	0	0	0	0	0	0	0	0	0
Subtotal (Prisoner Victim Assault)		0	1	0	0	0	1	0	0	0	1	0	0	3
Non-Assault Based Critical Incidents														
Employee														
Accidental Death		0	0	0	0	0	0	0	0	0	0	0	0	0
Natural Death		0	0	0	0	0	0	0	0	0	0	0	0	0
Arrest for Felony or Misdemeanor		0	0	0	0	0	0	0	0	0	0	0	0	0
Firearm Discharge		0	0	0	0	0	0	0	0	0	0	0	0	0
Chemical Agent Discharge		0	0	0	0	0	0	0	0	0	0	0	0	0
Use of Force for Prisoner Control		0	0	0	0	0	0	0	0	0	0	0	0	0
Los or Theft of Firearm, Chemical Agent or Ammo		0	0	0	0	0	0	0	0	0	0	0	0	0
Suicide		0	0	0	0	0	0	0	0	0	0	0	0	0
Suicide Attempts		0	0	0	0	0	0	0	0	0	0	0	0	0
Subtotal (Employee Non-Assault)		0	0	0	0	0	0	0	0	0	0	0	0	0
Prisoner														
Accidental Death		0	0	0	0	0	0	0	0	0	0	0	0	0
Natural Death		0	0	2	0	0	1	0	0	0	0	0	1	4
Escape		0	0	0	0	0	0	0	0	0	0	0	0	0
Escape Attempt		0	0	0	0	0	0	0	0	0	0	0	0	0
Drug Overdose		0	0	0	1	0	0	0	0	0	0	1	0	2
Sexual Contact w/Offenders		0	0	0	0	0	1	0	0	0	0	0	0	1
Suicide		0	0	0	0	0	0	0	0	0	0	0	0	0
Suicide Attempts		0	0	0	0	0	0	0	0	0	0	0	0	0
Subtotal (Prisoner Non-Assault)		0	0	2	1	0	2	0	0	0	0	1	1	7
Other														
All Other		7	4	5	2	3	4	7	5	2	2	2	5	48
Natural Disaster/Physical Plant		2	0	0	0	0	0	0	0	0	0	0	0	2
Riot/Disturbance/Hostage/Demonstration		0	0	0	0	0	0	0	0	0	0	0	0	0
Hostage Incident		0	0	0	0	0	0	0	0	0	0	0	0	0
Visitor Related		0	0	0	0	0	0	0	0	0	0	0	0	0
Subtotal ("Other")		9	4	5	2	3	4	7	5	2	2	2	5	50
Grand Total		11	5	7	4	3	7	7	5	2	4	3	6	64

**Michigan Department of Corrections, Public 245 Act of 2008, Boilerplate Reporting,
Critical Incident Reports, Section 911(2), January 1, 2008-December 31, 2008**

Ojibway Correctional Facility, N 5705 Ojibway Road, Marenisco, MI 49947

Incidents which occurred off duty.		JAN	FEB	MAR	APR	MAY	JUN	JUL	AUG	SEP	OCT	NOV	DEC	TOTAL
Assault Based Critical Incidents														
Employee Victim														
Category I		0	0	0	0	0	0	0	0	0	0	0	0	0
Category II		0	0	0	0	0	0	0	0	0	0	0	0	0
Category III		0	0	0	0	0	0	0	0	0	0	0	0	0
Category IV		0	0	0	0	0	0	0	0	0	0	0	0	0
Category V		0	0	0	0	0	0	2	0	0	0	0	0	2
Category VI		0	0	0	0	0	0	0	1	1	0	0	0	2
Subtotal (Employee Victim Assault)		0	0	0	0	0	0	2	1	1	0	0	0	4
Prisoner Victim														
Category I		0	0	0	0	0	0	0	0	0	0	0	0	0
Category II		0	0	0	0	0	0	0	0	0	0	0	0	0
Category III		0	0	0	0	0	0	0	0	0	0	0	0	0
Category IV		0	0	0	0	0	0	0	0	0	0	0	0	0
Category V		2	2	1	1	0	1	2	1	0	3	3	0	16
Category VI		0	0	0	0	0	0	1	0	0	0	0	0	1
Subtotal (Prisoner Victim Assault)		2	2	1	1	0	1	3	1	0	3	3	0	17
Non-Assault Based Critical Incidents														
Employee														
Accidental Death		0	0	0	0	0	0	0	0	0	0	0	0	0
Natural Death		0	0	0	0	0	0	0	0	0	0	0	0	0
Arrest for Felony or Misdemeanor		0	0	0	0	0	0	0	0	0	0	0	0	0
Firearm Discharge		0	0	0	0	0	0	0	0	0	0	0	0	0
Chemical Agent Discharge		0	0	0	0	0	0	0	0	0	0	0	0	0
Use of Force for Prisoner Control		0	0	0	0	0	0	1	0	0	0	0	0	1
Loss or Theft of Firearm, Chemical Agent or Ammo		0	0	0	0	0	0	0	0	0	0	0	0	0
Suicide		0	0	0	0	0	0	0	0	0	0	0	0	0
Suicide Attempts		1	0	0	0	0	0	0	0	0	0	0	0	1
Subtotal (Employee Non-Assault)		1	0	0	0	0	0	1	0	0	0	0	0	2
Prisoner														
Accidental Death		0	0	0	0	0	0	0	0	0	0	0	0	0
Natural Death		0	0	0	0	0	0	0	0	0	0	0	0	0
Escape		0	0	0	0	0	0	0	0	0	0	0	0	0
Escape Attempt		0	0	0	0	0	0	0	0	0	0	0	0	0
Drug Overdose		0	0	0	0	0	0	0	0	0	0	0	0	0
Sexual Contact w/Offenders		0	0	0	0	0	1	1	0	0	0	0	0	2
Suicide		0	0	0	0	0	0	0	0	0	0	0	0	0
Suicide Attempts		0	0	0	0	0	0	0	0	0	0	0	0	0
Subtotal (Prisoner Non-Assault)		0	0	0	0	0	1	1	0	0	0	0	0	2
Other														
All Other		2	2	2	0	0	0	2	1	1	3	1	1	15
Natural Disaster/Physical Plant		0	0	0	0	1	0	0	0	0	0	0	0	1
Riot/Disturbance/Hostage/Demonstration		0	0	0	0	0	0	0	0	0	0	0	0	0
Hostage Incident		0	0	0	0	0	0	0	0	0	0	0	0	0
Visitor Related		1	0	0	0	0	0	0	0	0	0	0	0	1
Subtotal ("Other")		3	2	2	0	1	0	2	1	1	3	1	1	17
Grand Total		6	4	3	1	1	2	9	3	2	6	4	1	42

**Michigan Department of Corrections, Public 245 Act of 2008, Boilerplate Reporting,
Critical Incident Reports, Section 911(2), January 1, 2008-December 31, 2008**

Boyer Road Correctional Facility, 10274 Boyer Road, Carson City, MI 48811

Incidents which occurred off duty.		JAN	FEB	MAR	APR	MAY	JUN	JUL	AUG	SEP	OCT	NOV	DEC	TOTAL
Assault Based Critical Incidents														
Employee Victim														
	Category I	0	0	0	0	0	0	0	0	0	0	0	0	0
	Category II	0	0	0	0	0	0	0	0	0	0	0	0	0
	Category III	0	0	0	0	0	0	0	0	0	0	0	0	0
	Category IV	0	0	0	0	0	0	0	0	0	0	0	0	0
	Category V	0	0	0	0	0	0	0	0	0	0	0	1	1
	Category VI	0	0	0	0	0	0	1	0	0	0	0	0	1
	Subtotal (Employee Victim Assault)	0	0	0	0	0	0	1	0	0	0	0	1	2
Prisoner Victim														
	Category I	0	0	0	0	0	0	0	0	0	0	0	0	0
	Category II	0	0	0	0	0	0	0	0	0	0	0	0	0
	Category III	0	0	0	0	0	0	0	0	0	0	0	0	0
	Category IV	0	0	0	0	0	0	0	0	0	0	0	0	0
	Category V	3	1	0	0	1	0	0	2	0	0	0	2	9
	Category VI	0	0	0	0	0	0	0	0	0	0	0	0	0
	Subtotal (Prisoner Victim Assault)	3	1	0	0	1	0	0	2	0	0	0	2	9
Non-Assault Based Critical Incidents														
Employee														
	Accidental Death	0	0	0	0	0	0	0	0	0	0	0	0	0
	Natural Death	0	0	0	0	0	0	0	0	0	0	0	0	0
	Arrest for Felony or Misdemeanor	0	0	0	0	0	0	0	0	0	0	0	0	0
	Firearm Discharge	0	0	0	0	0	0	0	0	0	0	0	0	0
	Chemical Agent Discharge	0	0	0	0	0	0	0	0	0	0	0	0	0
	Use of Force for Prisoner Control	0	0	0	0	0	0	0	0	0	0	0	0	0
	Loss or Theft of Firearm, Chemical Agent or Ammo	0	0	0	0	0	0	0	0	0	0	0	0	0
	Suicide	0	0	0	0	0	0	0	0	0	0	0	0	0
	Suicide Attempts	0	0	0	0	0	0	0	0	0	0	0	0	0
	Subtotal (Employee Non-Assault)	0	0	0	0	0	0	0	0	0	0	0	0	0
Prisoner														
	Accidental Death	0	0	0	0	0	0	0	0	0	0	0	0	0
	Natural Death	0	1	0	0	0	1	0	0	0	0	0	0	2
	Escape	0	0	0	0	0	0	0	0	0	0	0	0	0
	Escape Attempt	0	0	0	0	0	0	0	0	0	0	0	0	0
	Drug Overdose	0	0	0	0	0	0	0	0	0	0	0	0	0
	Sexual Contact w/Offenders	0	0	0	0	0	0	0	0	0	0	0	0	0
	Suicide	0	0	0	0	0	0	0	0	0	0	0	0	0
	Suicide Attempts	0	0	0	0	0	0	0	0	0	0	0	0	0
	Subtotal (Prisoner Non-Assault)	0	1	0	0	0	1	0	0	0	0	0	0	2
Other														
	All Other	0	0	0	0	0	0	0	1	0	0	1	0	2
	Natural Disaster/Physical Plant	0	0	0	0	0	0	0	0	1	0	0	0	1
	Riot/Disturbance/Hostage/Demonstration	0	0	0	0	0	0	0	0	0	0	0	0	0
	Hostage Incident	0	0	0	0	0	0	0	0	0	0	0	0	0
	Visitor Related	0	0	0	0	0	0	0	0	0	1	0	0	1
	Subtotal ("Other")	0	0	0	0	0	0	0	1	1	1	1	0	4
Grand Total		3	2	0	0	1	1	1	3	1	1	1	3	17

**Michigan Department of Corrections, Public 245 Act of 2008, Boilerplate Reporting,
Critical Incident Reports, Section 911(2), January 1, 2008-December 31, 2008**

Charles Egeler Reception & Guidance Center, 3855 Cooper Street, Jackson, MI 49201

Incidents which occurred off duty.		JAN	FEB	MAR	APR	MAY	JUN	JUL	AUG	SEP	OCT	NOV	DEC	TOTAL
Assault Based Critical Incidents														
Employee Victim														
Category I		0	0	0	0	0	0	0	0	0	0	0	0	0
Category II		0	0	0	0	0	0	0	0	0	0	0	0	0
Category III		0	0	0	0	0	0	0	0	0	0	0	0	0
Category IV		0	0	0	0	0	0	0	0	0	0	0	0	0
Category V		0	0	0	1	0	3	1	0	0	0	1	0	6
Category VI		2	0	4	1	0	3	0	1	0	1	1	1	14
Subtotal (Employee Victim Assault)		2	0	4	2	0	6	1	1	0	1	2	1	20
Prisoner Victim														
Category I		0	0	0	0	0	0	1	0	0	0	0	0	1
Category II		0	0	0	0	1	0	0	0	0	0	0	0	1
Category III		0	0	0	0	0	0	0	0	1	0	0	0	1
Category IV		0	0	0	0	1	0	0	1	1	1	0	0	4
Category V		1	0	0	0	1	0	0	2	2	0	0	1	7
Category VI		1	1	1	3	1	0	0	1	0	0	0	1	9
Subtotal (Prisoner Victim Assault)		2	1	1	3	4	0	1	4	4	1	0	2	23
Non-Assault Based Critical Incidents														
Employee														
Accidental Death		0	0	0	0	0	0	0	0	0	0	0	0	0
Natural Death		0	0	0	0	0	0	0	0	0	0	0	0	0
Arrest for Felony or Misdemeanor		0	0	0	1	0	3	0	0	0	0	0	1	5
Firearm Discharge		0	0	0	0	0	0	0	0	0	0	0	0	0
Chemical Agent Discharge		0	0	1	0	0	0	0	0	0	0	0	0	1
Use of Force for Prisoner Control		1	3	2	4	1	0	3	1	0	1	0	3	19
Loss or Theft of Firearm, Chemical Agent or Ammo		0	0	0	0	0	0	0	0	0	0	0	0	0
Suicide		0	0	0	0	0	0	0	0	0	0	0	0	0
Suicide Attempts		0	0	0	0	0	0	0	0	0	1	0	0	1
Subtotal (Employee Non-Assault)		1	3	3	5	1	3	3	1	0	2	0	4	26
Prisoner														
Accidental Death		0	0	0	0	0	0	0	0	0	0	0	0	0
Natural Death		4	6	7	3	4	4	6	1	3	5	5	2	50
Escape		0	0	0	0	0	0	2	0	0	0	0	0	2
Escape Attempt		0	0	0	0	0	0	0	0	0	0	0	0	0
Drug Overdose		0	0	0	1	0	0	0	0	0	0	0	0	1
Sexual Contact w/Offenders		0	0	0	0	0	0	0	0	0	0	0	0	0
Suicide		0	0	0	0	0	0	0	0	0	0	0	0	0
Suicide Attempts		0	1	1	1	1	0	2	2	0	0	2	1	11
Subtotal (Prisoner Non-Assault)		4	7	8	5	5	4	10	3	3	5	7	3	64
Other														
All Other		2	4	2	1	1	1	0	1	3	2	6	2	25
Natural Disaster/Physical Plant		1	0	0	1	1	1	2	0	0	1	0	0	7
Riot/Disturbance/Hostage/Demonstration		0	0	0	0	0	0	0	0	0	0	0	0	0
Hostage Incident		0	0	0	0	0	0	0	0	0	0	0	0	0
Visitor Related		0	0	0	0	0	0	0	0	0	0	0	0	0
Subtotal ("Other")		3	4	2	2	2	2	2	1	3	3	6	2	32
Grand Total		12	15	18	17	12	15	17	10	10	12	15	12	165

**Michigan Department of Corrections, Public 245 Act of 2008, Boilerplate Reporting,
Critical Incident Reports, Section 911(2), January 1, 2008-December 31, 2008**

Michigan Reformatory, 1342 W. Main, Ionia, MI 48846

Incidents which occurred off duty.		JAN	FEB	MAR	APR	MAY	JUN	JUL	AUG	SEP	OCT	NOV	DEC	TOTAL
Assault Based Critical Incidents														
Employee Victim														
Category I		0	0	0	0	0	0	0	0	0	0	0	0	0
Category II		0	0	0	0	0	0	0	0	0	0	0	0	0
Category III		0	0	0	0	0	0	0	0	0	0	0	0	0
Category IV		0	0	0	0	0	0	0	0	0	0	0	0	0
Category V		0	0	0	0	1	0	0	0	1	2	0	0	4
Category VI		0	3	0	1	2	0	2	0	2	1	1	1	13
Subtotal (Employee Victim Assault)		0	3	0	1	3	0	2	0	3	3	1	1	17
Prisoner Victim														
Category I		0	0	0	0	0	0	0	0	0	0	0	0	0
Category II		0	0	0	0	0	0	0	0	0	0	0	0	0
Category III		0	0	0	0	0	0	0	0	0	0	0	0	0
Category IV		0	0	0	0	0	0	0	0	0	0	0	0	0
Category V		2	1	3	4	0	0	2	0	0	3	2	0	17
Category VI		3	1	0	4	0	0	0	0	0	0	0	0	8
Subtotal (Prisoner Victim Assault)		5	2	3	8	0	0	2	0	0	3	2	0	25
Non-Assault Based Critical Incidents														
Employee														
Accidental Death		0	0	0	0	0	0	0	0	0	0	0	0	0
Natural Death		0	0	0	0	0	0	0	0	0	0	0	0	0
Arrest for Felony or Misdemeanor		0	0	0	1	0	1	1	0	0	0	0	0	3
Firearm Discharge		0	0	0	0	0	0	0	0	0	0	0	0	0
Chemical Agent Discharge		0	0	0	0	0	0	0	0	0	0	0	0	0
Use of Force Prisoner Control		1	1	0	0	2	0	1	0	0	0	0	0	5
Loss or Theft of Firearm, Chemical Agent or Ammo		0	0	0	0	0	0	0	0	0	0	1	0	1
Suicide		0	0	0	0	0	0	0	0	0	0	0	0	0
Suicide Attempts		0	0	0	0	0	0	0	0	0	0	0	0	0
Subtotal (Employee Non-Assault)		1	1	0	1	2	1	2	0	0	0	1	0	9
Prisoner														
Accidental Death		0	0	0	0	0	0	0	0	0	0	0	0	0
Natural Death		0	0	0	0	0	0	1	1	0	0	0	0	2
Escape		0	0	0	0	0	0	0	0	0	0	0	0	0
Escape Attempt		0	0	0	0	0	0	2	0	0	0	0	0	2
Drug Overdose		0	0	0	0	0	0	0	0	0	0	0	0	0
Sexual Contact w/Offenders		0	0	0	0	0	0	0	0	0	0	0	0	0
Suicide		0	0	0	0	0	0	0	0	0	0	0	0	0
Suicide Attempts		0	0	0	0	0	0	0	0	1	0	0	0	1
Subtotal (Prisoner Non-Assault)		0	0	0	0	0	0	3	1	1	0	0	0	5
Other														
All Other		8	8	6	4	9	13	7	9	4	1	4	0	73
Natural Disaster/Physical Plant		0	1	1	0	1	3	1	0	0	2	1	0	10
Riot/Disturbance/Hostage/Demonstration		0	0	0	0	0	0	0	0	0	1	0	0	1
Hostage Incident		0	0	0	0	0	0	0	0	0	0	0	0	0
Visitor Related		0	2	0	0	0	0	0	0	0	0	0	0	2
Subtotal ("Other")		8	11	7	4	10	16	8	9	4	4	5	0	86
Grand Total		14	17	10	14	15	17	17	10	8	10	9	1	142

**Michigan Department of Corrections, Public 245 Act of 2008, Boilerplate Reporting,
Critical Incident Reports, Section 911(2), January 1, 2008-December 31, 2008**

Ryan Correctional Facility, 17600 Ryan Road, Detroit, MI 48212

Incidents which occurred off duty.		JAN	FEB	MAR	APR	MAY	JUN	JUL	AUG	SEP	OCT	NOV	DEC	TOTAL
Assault Based Critical Incidents														
Employee Victim														
Category I		0	0	0	0	0	0	0	0	0	0	0	0	0
Category II		0	0	0	0	0	0	0	0	0	0	0	0	0
Category III		0	0	0	0	0	0	0	0	0	0	0	0	0
Category IV		0	0	0	0	0	0	0	0	0	0	0	0	0
Category V		0	0	0	0	0	0	0	0	0	0	0	0	0
Category VI		0	0	0	0	0	0	0	0	0	0	0	0	0
Subtotal (Employee Victim Assault)		0	0	0	0	0	0	0	0	0	0	0	0	0
Prisoner Victim														
Category I		0	1	0	0	0	0	0	0	0	0	0	0	1
Category II		0	0	0	0	0	0	0	0	0	0	0	0	0
Category III		0	0	0	0	0	0	0	0	0	0	0	0	0
Category IV		0	0	0	0	0	0	0	0	0	0	0	0	0
Category V		0	2	1	0	1	0	0	0	0	0	0	0	4
Category VI		0	0	0	0	0	0	0	0	0	0	0	1	1
Subtotal (Prisoner Victim Assault)		0	3	1	0	1	0	0	0	0	0	0	1	6
Non-Assault Based Critical Incidents														
Employee														
Accidental Death		0	0	0	0	0	0	0	0	0	0	0	0	0
Natural Death		0	0	0	0	0	1	1	0	0	0	1	0	3
Arrest for Felony or Misdemeanor		0	0	0	0	0	0	0	0	0	0	0	0	0
Firearm Discharge		0	0	0	0	0	0	0	0	0	0	0	0	0
Chemical Agent Discharge		0	0	0	0	0	0	0	0	0	0	0	0	0
Use of Force for Prisoner Control		0	0	0	0	0	0	0	0	0	0	0	0	0
Loss or Theft of Firearm, Chemical Agent or Ammo		0	0	0	0	0	0	0	0	0	0	0	0	0
Suicide		0	0	0	0	0	0	0	0	0	0	0	0	0
Suicide Attempts		0	0	0	0	0	0	0	0	0	0	0	0	0
Subtotal (Employee Non-Assault)		0	0	0	0	0	1	1	0	0	0	1	0	3
Prisoner														
Accidental Death		0	0	0	0	0	0	0	0	0	0	0	0	0
Natural Death		2	0	0	1	1	0	0	0	0	0	0	0	4
Escape		0	0	0	0	0	0	0	0	0	0	0	1	1
Escape Attempt		0	0	0	0	0	0	0	0	0	0	0	0	0
Drug Overdose		0	0	0	0	0	0	0	0	0	0	0	0	0
Sexual Contact w/Offenders		0	0	0	0	0	0	0	0	0	0	0	1	1
Suicide		0	0	0	0	0	0	0	0	0	0	0	0	0
Suicide Attempts		0	0	0	0	0	0	0	0	0	0	0	0	0
Subtotal (Prisoner Non-Assault)		2	0	0	1	1	0	0	0	0	0	0	2	6
Other														
All Other		2	0	1	0	2	0	1	0	3	2	4	0	15
Natural Disaster/Physical Plant		0	0	0	0	0	1	0	0	0	1	0	0	2
Riot/Disturbance/Hostage/Demonstration		0	0	0	0	0	0	0	0	0	0	0	0	0
Hostage Incident		0	0	0	0	0	0	0	0	0	0	0	0	0
Visitor Related		0	0	0	0	0	0	0	0	0	0	0	0	0
Subtotal ("Other")		2	0	1	0	2	1	1	0	3	3	4	0	17
Grand Total		4	3	2	1	4	2	2	0	3	3	5	3	32

**Michigan Department of Corrections, Public 245 Act of 2008, Boilerplate Reporting,
Critical Incident Reports, Section 911(2), January 1, 2008-December 31, 2008**

Robert Scott Correctional Facility, 47500 Five Mile Road, Plymouth, MI 48170

Incidents which occurred off duty.		JAN	FEB	MAR	APR	MAY	JUN	JUL	AUG	SEP	OCT	NOV	DEC	TOTAL
Assault Based Critical Incidents														
Employee Victim														
Category I		0	0	0	0	0	0	0	0	0	0	0	0	0
Category II		0	0	0	0	0	0	0	0	0	0	1	0	1
Category III		0	0	0	0	0	0	0	0	0	0	0	0	0
Category IV		0	0	1	0	0	0	0	0	0	0	0	0	1
Category V		0	0	0	0	1	0	1	0	0	0	0	0	2
Category VI		0	4	0	0	0	0	0	0	0	0	0	0	4
Subtotal (Employee Victim Assault)		0	4	1	0	1	0	1	0	0	0	1	0	8
Prisoner Victim														
Category I		0	0	0	0	0	0	0	0	0	0	0	1	1
Category II		0	0	0	0	0	0	0	0	0	0	0	0	0
Category III		0	0	0	1	0	0	0	0	0	0	0	0	1
Category IV		2	2	0	2	3	3	1	0	2	0	0	0	15
Category V		3	0	1	2	1	0	1	0	0	0	2	0	10
Category VI		0	2	1	2	0	0	2	0	0	0	0	0	7
Subtotal (Prisoner Victim Assault)		5	4	2	7	4	3	4	0	2	0	2	1	34
Non-Assault Based Critical Incidents														
Employee														
Accidental Death		0	0	0	0	0	0	0	0	0	0	0	0	0
Natural Death		0	0	0	0	0	0	0	0	0	0	0	0	0
Arrest for Felony or Misdemeanor		0	3	0	0	0	0	0	0	0	0	0	1	4
Firearm Discharge		0	0	0	0	0	0	0	0	0	0	0	0	0
Chemical Agent Discharge		0	0	0	0	0	0	0	0	0	0	0	0	0
Use of Force for Prisoner Control		0	0	0	0	0	0	0	0	0	0	0	0	0
Loss or Theft of Firearm, Chemical Agent or Ammo		0	0	0	0	1	0	0	0	0	0	0	0	1
Suicide		0	0	0	0	0	0	0	0	0	0	0	0	0
Suicide Attempts		0	0	0	0	0	0	0	0	0	0	0	0	0
Subtotal (Employee Non-Assault)		0	3	0	0	1	0	0	0	0	0	0	1	5
Prisoner														
Accidental Death		0	0	0	0	0	0	0	0	0	0	0	0	0
Natural Death		0	0	0	0	0	0	0	0	0	0	0	0	0
Escape		0	0	0	0	0	0	0	0	0	0	0	0	0
Escape Attempt		0	0	0	0	0	0	0	0	0	0	0	0	0
Drug Overdose		0	0	0	0	0	0	0	0	0	0	0	1	1
Sexual Contact w/Offenders		0	0	0	0	0	0	0	0	0	0	0	0	0
Suicide		0	0	0	0	0	0	0	0	0	0	0	0	0
Suicide Attempts		2	0	2	0	1	0	2	2	2	2	0	1	14
Subtotal (Prisoner Non-Assault)		2	0	2	0	1	0	2	2	2	2	0	2	15
Other														
All Other		14	8	8	25	13	17	7	8	3	4	0	6	113
Natural Disaster/Physical Plant		0	0	0	0	0	0	0	0	0	0	0	0	0
Riot/Disturbance/Hostage/Demonstration		0	0	0	0	0	0	0	0	0	0	0	0	0
Hostage Incident		0	0	0	0	0	0	0	0	0	0	0	0	0
Visitor Related		0	0	0	0	0	0	0	0	0	0	0	0	0
Subtotal ("Other")		14	8	8	25	13	17	7	8	3	4	0	6	113
Grand Total		21	19	13	32	20	20	14	10	7	6	3	10	175

**Michigan Department of Corrections, Public 245 Act of 2008, Boilerplate Reporting,
Critical Incident Reports, Section 911(2), January 1, 2008-December 31, 2008**

St. Louis Correctional Facility, 8585 N. Croswell Road, St. Louis, MI 48880

Incidents which occurred off duty.		JAN	FEB	MAR	APR	MAY	JUN	JUL	AUG	SEP	OCT	NOV	DEC	TOTAL
Assault Based Critical Incidents														
Employee Victim														
Category I		0	0	0	0	0	0	0	0	0	0	1	0	1
Category II		0	0	0	0	0	0	0	0	0	0	0	0	0
Category III		0	0	0	0	0	0	0	0	0	0	0	0	0
Category IV		2	0	0	0	0	0	0	0	0	0	0	0	2
Category V		1	0	0	0	1	0	1	1	0	1	0	0	5
Category VI		2	1	1	3	4	3	5	1	6	3	3	4	36
Subtotal (Employee Victim Assault)		5	1	1	3	5	3	6	2	6	4	4	4	44
Prisoner Victim														
Category I		0	0	0	0	0	0	0	0	0	0	0	0	0
Category II		0	0	0	0	0	0	0	0	0	0	0	0	0
Category III		0	0	0	0	0	0	0	0	0	0	0	0	0
Category IV		0	0	0	0	0	0	0	0	0	0	0	0	0
Category V		3	2	4	0	3	4	1	4	0	5	0	3	29
Category VI		1	0	0	0	1	0	0	0	0	0	0	1	3
Subtotal (Prisoner Victim Assault)		4	2	4	0	4	4	1	4	0	5	0	4	32
Non-Assault Based Critical Incidents														
Employee														
Accidental Death		0	0	0	0	0	0	0	0	0	0	0	0	0
Natural Death		0	0	0	0	0	0	0	0	0	0	0	0	0
Arrest for Felony or Misdemeanor		1	0	1	0	0	1	0	1	0	0	0	0	4
Firearm Discharge		0	0	0	0	0	0	0	0	0	0	0	0	0
Chemical Agent Discharge		0	0	1	2	0	0	0	0	0	0	0	2	5
Use of Force for Prisoner Control		0	0	1	1	0	0	0	0	0	1	0	0	3
Loss or Theft of Firearm, Chemical Agent or Ammo		0	0	0	0	0	0	0	0	0	0	0	0	0
Suicide		0	0	0	0	0	0	0	0	0	0	0	0	0
Suicide Attempts		0	0	0	0	0	0	0	0	0	0	0	0	0
Subtotal (Employee Non-Assault)		1	0	3	3	0	1	0	1	0	1	0	2	12
Prisoner														
Accidental Death		0	0	0	0	0	0	0	0	0	0	0	0	0
Natural Death		0	0	0	0	0	0	0	0	0	0	0	0	0
Escape		0	0	0	0	0	0	0	0	0	0	0	0	0
Escape Attempt		1	0	0	0	0	0	0	0	0	0	0	0	1
Drug Overdose		0	0	0	0	0	0	0	0	0	0	0	0	0
Sexual Contact w/Offenders		0	0	0	0	0	0	0	0	0	0	0	0	0
Suicide		0	0	0	0	0	0	0	0	0	0	0	0	0
Suicide Attempts		0	2	5	0	7	3	6	4	0	0	1	0	28
Subtotal (Prisoner Non-Assault)		1	2	5	0	7	3	6	4	0	0	1	0	29
Other														
All Other		1	2	1	1	2	0	1	4	2	8	0	0	22
Natural Disaster/Physical Plant		0	0	0	0	0	0	0	0	0	0	0	0	0
Riot/Disturbance/Hostage/Demonstration		0	0	0	0	0	0	0	0	0	0	0	0	0
Hostage Incident		0	0	0	0	0	0	0	0	0	0	0	0	0
Visitor Related		0	1	1	0	0	0	0	0	0	0	0	0	2
Subtotal ("Other")		1	3	2	1	2	0	1	4	2	8	0	0	24
Grand Total		12	8	15	7	18	11	14	15	8	18	5	10	141

**Michigan Department of Corrections, Public 245 Act of 2008, Boilerplate Reporting,
Critical Incident Reports, Section 911(2), January 1, 2008-December 31, 2008**

Standish Maximum Correctional Facility, 4713 West M-61, Standish, MI 48658

Incidents which occurred off duty.		JAN	FEB	MAR	APR	MAY	JUN	JUL	AUG	SEP	OCT	NOV	DEC	TOTAL
Assault Based Critical Incidents														
Employee Victim														
Category I		0	0	0	0	0	0	0	0	0	0	0	0	0
Category II		0	0	0	0	0	0	0	0	0	0	0	0	0
Category III		0	0	0	0	0	0	0	0	0	0	0	0	0
Category IV		0	0	0	0	0	0	0	0	0	0	0	0	0
Category V		0	0	1	0	0	0	0	0	0	0	0	0	1
Category VI		2	2	2	1	0	0	3	2	0	3	1	2	18
Subtotal (Employee Victim Assault)		2	2	3	1	0	0	3	2	0	3	1	2	19
Prisoner Victim														
Category I		0	0	0	0	0	0	0	0	0	1	0	0	1
Category II		0	0	0	0	0	0	0	0	0	0	0	0	0
Category III		0	0	0	0	0	0	0	0	0	0	0	0	0
Category IV		0	0	0	0	0	0	0	0	0	0	0	0	0
Category V		0	0	1	1	1	0	0	0	0	2	0	1	6
Category VI		2	1	0	4	0	2	0	2	0	0	1	0	12
Subtotal (Prisoner Victim Assault)		2	1	1	5	1	2	0	2	0	3	1	1	19
Non-Assault Based Critical Incidents														
Employee														
Accidental Death		0	0	0	0	0	0	0	0	0	0	0	0	0
Natural Death		0	1	0	0	0	0	0	0	0	0	0	0	1
Arrest for Felony or Misdemeanor		0	0	0	0	0	0	0	0	0	0	0	0	0
Firearm Discharge		0	0	0	0	0	0	0	0	0	0	0	0	0
Chemical Agent Discharge		0	0	0	0	0	0	0	0	0	0	0	0	0
Use of Force for Prisoner Control		4	12	7	3	4	7	15	7	9	12	3	6	89
Loss or Theft of Firearm, Chemical Agent or Ammo		0	0	0	0	0	0	0	0	0	0	0	0	0
Suicide		0	0	0	0	0	0	0	0	0	0	0	0	0
Suicide Attempts		0	0	0	0	0	0	0	0	0	0	0	0	0
Subtotal (Employee Non-Assault)		4	13	7	3	4	7	15	7	9	12	3	6	90
Prisoner														
Accidental Death		0	0	0	0	0	0	0	0	0	0	0	0	0
Natural Death		0	0	0	0	0	0	0	0	0	0	0	0	0
Escape		0	0	0	0	0	0	0	0	0	0	0	0	0
Escape Attempt		0	0	0	0	0	0	0	0	0	0	0	0	0
Drug Overdose		0	0	1	0	0	0	0	0	0	0	0	0	1
Sexual Contact w/Offenders		0	0	0	0	0	0	0	1	0	0	0	0	1
Suicide		0	0	0	0	0	0	0	0	0	0	0	0	0
Suicide Attempts		0	0	0	0	0	0	2	0	1	0	0	0	3
Subtotal (Prisoner Non-Assault)		0	0	1	0	0	0	2	1	1	0	0	0	5
Other														
All Other		10	6	16	12	11	18	22	27	16	15	12	21	186
Natural Disaster/Physical Plant		0	0	0	0	0	0	0	0	0	0	0	0	0
Riot/Disturbance/Hostage/Demonstration		0	0	0	0	0	0	0	0	0	0	0	0	0
Hostage Incident		0	0	1	0	0	0	0	0	0	0	0	0	1
Visitor Related		0	0	0	0	0	0	0	0	0	0	0	0	0
Subtotal ("Other")		10	6	17	12	11	18	22	27	16	15	12	21	187
Grand Total		18	22	29	21	16	27	42	39	26	33	17	30	320

**Michigan Department of Corrections, Public 245 Act of 2008, Boilerplate Reporting,
Critical Incident Reports, Section 911(2), January 1, 2008-December 31, 2008**

Parnall Correctional Facility, 1780 E. Parnall, Jackson, MI 49201-7138

Incidents which occurred off duty.		JAN	FEB	MAR	APR	MAY	JUN	JUL	AUG	SEP	OCT	NOV	DEC	TOTAL
Assault Based Critical Incidents														
Employee Victim														
Category I		0	0	0	0	0	0	0	0	0	0	0	0	0
Category II		0	0	0	0	0	0	0	0	0	0	0	0	0
Category III		0	0	0	0	0	0	0	0	0	0	0	0	0
Category IV		0	0	0	0	0	0	0	0	0	0	0	0	0
Category V		0	0	0	0	0	0	0	0	0	0	0	0	0
Category VI		0	0	0	0	0	0	0	0	0	0	0	0	0
Subtotal (Employee Victim Assault)		0	0	0	0	0	0	0	0	0	0	0	0	0
Prisoner Victim														
Category I		0	0	0	0	0	0	0	0	1	0	0	0	1
Category II		0	0	0	0	0	0	0	0	0	0	0	0	0
Category III		0	0	0	0	0	0	0	0	0	0	0	0	0
Category IV		0	0	0	0	0	0	0	1	0	0	0	0	1
Category V		1	2	0	1	1	0	0	2	1	1	0	0	9
Category VI		0	0	0	0	3	0	0	0	3	0	0	1	7
Subtotal (Prisoner Victim Assault)		1	2	0	1	4	0	0	3	5	1	0	1	18
Non-Assault Based Critical Incidents														
Employee														
Accidental Death		0	0	0	0	0	0	0	0	0	0	0	0	0
Natural Death		0	0	0	0	0	0	0	0	0	0	0	0	0
Arrest for Felony or Misdemeanor		1	0	0	0	0	0	2	0	0	1	0	0	4
Firearm Discharge		0	0	0	0	0	0	0	0	0	0	0	0	0
Chemical Agent Discharge		0	0	0	0	0	0	0	0	0	0	0	0	0
Use of Force for Prisoner Control		0	0	0	0	0	0	0	0	0	0	1	0	1
Loss or Theft of Firearm, Chemical Agent or Ammo		0	0	0	0	0	0	0	0	0	0	0	0	0
Suicide		0	0	0	0	0	0	0	0	0	0	0	0	0
Suicide Attempts		0	0	0	0	0	0	0	0	0	0	0	0	0
Subtotal (Employee Non-Assault)		1	0	0	0	0	0	2	0	0	1	1	0	5
Prisoner														
Accidental Death		0	0	0	0	0	0	0	0	0	0	0	0	0
Natural Death		2	0	0	0	0	0	0	0	0	0	0	0	2
Escape		0	0	0	0	0	0	0	0	0	0	0	0	0
Escape Attempt		0	0	0	0	0	0	0	0	0	0	0	0	0
Drug Overdose		0	0	1	0	0	0	0	0	0	0	0	0	1
Sexual Contact w/Offenders		0	0	1	0	0	0	0	0	0	0	0	0	1
Suicide		0	0	0	0	0	0	0	0	0	0	0	1	1
Suicide Attempts		0	0	0	1	1	0	0	0	0	0	0	0	2
Subtotal (Prisoner Non-Assault)		2	0	2	1	1	0	0	0	0	0	0	1	7
Other														
All Other		0	0	0	0	0	0	0	2	0	3	1	3	9
Natural Disaster/Physical Plant		0	0	0	0	0	1	0	1	0	0	0	0	2
Riot/Disturbance/Hostage/Demonstration		0	0	0	0	0	0	0	0	0	0	0	0	0
Hostage Incident		0	0	0	0	0	0	0	0	0	0	0	0	0
Visitor Related		0	1	0	0	0	0	0	0	1	0	0	0	2
Subtotal ("Other")		0	1	0	0	0	1	0	3	1	3	1	3	13
Grand Total		4	3	2	2	5	1	2	6	6	5	2	5	43

**Michigan Department of Corrections, Public 245 Act of 2008, Boilerplate Reporting,
Critical Incident Reports, Section 911(2), January 1, 2008-December 31, 2008**

Pine River Correctional Facility, 320 N. Hubbard, St. Louis, MI 48880

Incidents which occurred off duty.		JAN	FEB	MAR	APR	MAY	JUN	JUL	AUG	SEP	OCT	NOV	DEC	TOTAL
Assault Based Critical Incidents														
Employee Victim														
	Category I	0	0	0	0	0	0	0	0	0	0	0	0	0
	Category II	0	0	0	0	0	0	1	0	0	0	0	0	1
	Category III	0	0	0	0	0	0	0	0	0	0	0	0	0
	Category IV	0	0	0	0	0	0	0	0	0	0	0	0	0
	Category V	0	0	0	0	0	0	0	0	0	0	0	0	0
	Category VI	0	0	0	0	0	0	0	0	0	0	0	0	0
	Subtotal (Employee Victim Assault)	0	0	0	0	0	0	1	0	0	0	0	0	1
Prisoner Victim														
	Category I	0	0	0	0	0	0	0	0	0	0	0	0	0
	Category II	0	0	0	0	0	0	1	0	0	0	0	0	1
	Category III	0	0	0	0	0	0	0	0	0	0	0	0	0
	Category IV	0	0	0	0	0	0	0	0	0	0	0	0	0
	Category V	1	0	1	1	0	0	3	0	0	2	0	0	8
	Category VI	0	0	0	0	0	1	0	1	0	1	0	0	3
	Subtotal (Prisoner Victim Assault)	1	0	1	1	0	1	4	1	0	3	0	0	12
Non-Assault Based Critical Incidents														
Employee														
	Accidental Death	0	0	0	0	0	0	0	0	0	0	0	0	0
	Natural Death	0	0	0	1	0	0	0	0	0	0	0	0	1
➔	Arrest for Felony or Misdemeanor	0	0	0	0	0	0	0	0	0	0	0	0	0
	Firearm Discharge	0	0	0	0	0	0	0	0	0	0	0	0	0
	Chemical Agent Discharge	0	0	0	0	0	0	0	0	0	0	0	0	0
	Use of Force for Prisoner Control	0	0	0	0	0	0	0	0	0	0	0	0	0
	Loss or Theft of Firearm, Chemical Agent or Ammo	0	0	0	0	0	0	0	0	0	0	0	0	0
➔	Suicide	0	0	0	0	0	0	0	0	0	0	0	0	0
➔	Suicide Attempts	0	0	0	0	0	0	0	0	0	0	0	0	0
	Subtotal (Employee Non-Assault)	0	0	0	1	0	0	0	0	0	0	0	0	1
Prisoner														
	Accidental Death	0	0	0	0	0	0	0	0	0	0	0	0	0
	Natural Death	0	0	0	0	0	0	0	0	0	0	0	0	0
	Escape	0	0	0	0	0	0	0	0	0	0	0	0	0
	Escape Attempt	0	0	0	0	0	0	0	0	0	0	0	0	0
	Drug Overdose	0	0	0	0	0	0	0	0	0	0	0	0	0
	Sexual Contact w/Offenders	0	0	0	0	0	0	0	0	0	0	0	0	0
	Suicide	0	0	0	0	0	0	0	0	0	0	0	0	0
	Suicide Attempts	0	0	0	0	0	0	0	0	0	0	0	0	0
	Subtotal (Prisoner Non-Assault)	0	0	0	0	0	0	0	0	0	0	0	0	0
Other														
	All Other	5	4	4	6	4	3	4	4	3	2	5	5	49
	Natural Disaster/Physical Plant	0	0	0	0	0	0	0	0	0	0	0	0	0
	Riot/Disturbance/Hostage/Demonstration	0	0	0	0	0	0	0	0	0	0	0	0	0
	Hostage Incident	0	0	0	0	0	0	0	0	0	0	0	0	0
	Visitor Related	0	0	0	0	0	0	0	0	0	0	0	0	0
	Subtotal ("Other")	5	4	4	6	4	3	4	4	3	2	5	5	49
Grand Total		6	4	5	8	4	4	9	5	3	5	5	5	63

**Michigan Department of Corrections, Public 245 Act of 2008, Boilerplate Reporting,
Critical Incident Reports, Section 911(2), January 1, 2008-December 31, 2008**

Saginaw Correctional Facility, 9625 Pierce Road, Freeland, MI 48623

Incidents which occurred off duty.		JAN	FEB	MAR	APR	MAY	JUN	JUL	AUG	SEP	OCT	NOV	DEC	TOTAL
Assault Based Critical Incidents														
Employee Victim														
Category I		0	0	0	0	0	0	0	0	0	0	0	0	0
Category II		0	0	0	0	0	0	0	0	0	0	0	0	0
Category III		0	0	0	0	0	0	0	0	0	0	0	0	0
Category IV		0	0	0	0	0	0	0	0	0	0	0	0	0
Category V		0	0	0	0	0	0	0	0	0	0	0	0	0
Category VI		0	0	0	0	0	1	0	1	0	1	0	1	4
Subtotal (Employee Victim Assault)		0	0	0	0	0	1	0	1	0	1	0	1	4
Prisoner Victim														
Category I		0	0	1	0	0	0	0	0	0	0	1	0	2
Category II		0	1	0	1	0	0	0	0	0	0	0	0	2
Category III		0	0	0	0	0	0	0	0	0	0	0	1	1
Category IV		0	0	0	0	0	0	1	0	0	0	1	0	2
Category V		1	1	1	2	1	0	5	1	2	2	4	6	26
Category VI		0	0	0	0	1	3	0	0	0	0	1	1	6
Subtotal (Prisoner Victim Assault)		1	2	2	3	2	3	6	1	2	2	7	8	39
Non-Assault Based Critical Incidents														
Employee														
Accidental Death		0	0	0	0	0	0	0	0	0	0	0	0	0
Natural Death		0	0	0	0	0	0	0	0	0	0	0	0	0
Arrest for Felony or Misdemeanor		0	0	0	0	0	0	0	1	0	0	0	0	1
Firearm Discharge		0	0	0	0	0	0	0	0	0	0	0	0	0
Chemical Agent Discharge		0	0	0	0	1	0	0	0	0	0	0	0	1
Use of Force for Prisoner Control		0	0	0	0	0	0	0	1	0	0	0	0	1
Loss or Theft of Firearm, Chemical Agent or Ammo		0	0	0	0	0	0	0	0	0	0	0	0	0
Suicide		0	0	0	0	0	0	0	0	0	0	0	0	0
Suicide Attempts		0	0	0	0	0	0	0	0	0	0	0	0	0
Subtotal (Employee Non-Assault)		0	0	0	0	1	0	0	2	0	0	0	0	3
Prisoner														
Accidental Death		0	0	0	0	0	0	0	0	0	0	0	0	0
Natural Death		0	0	0	0	0	0	0	0	0	0	0	1	1
Escape		0	0	0	0	0	0	0	0	0	0	0	0	0
Escape Attempt		0	0	0	0	0	0	0	0	0	0	0	0	0
Drug Overdose		0	0	0	0	0	0	0	0	0	3	0	0	3
Sexual Contact w/Offenders		0	0	0	0	0	0	0	0	0	0	0	0	0
Suicide		0	0	0	0	0	0	0	0	0	0	0	0	0
Suicide Attempts		0	0	0	0	2	0	0	0	0	0	0	0	2
Subtotal (Prisoner Non-Assault)		0	0	0	0	2	0	0	0	0	3	0	1	6
Other														
All Other		5	6	6	3	5	4	7	8	1	4	2	3	54
Natural Disaster/Physical Plant		0	0	0	0	0	0	0	2	0	0	0	2	4
Riot/Disturbance/Hostage/Demonstration		0	0	0	0	0	0	0	0	0	0	0	0	0
Hostage Incident		0	0	0	0	0	0	0	0	0	0	0	0	0
Visitor Related		0	0	0	0	0	0	0	0	0	1	0	0	1
Subtotal ("Other")		5	6	6	3	5	4	7	10	1	5	2	5	59
Grand Total		6	8	8	6	10	8	13	14	3	11	9	15	111

**Michigan Department of Corrections, Public 245 Act of 2008, Boilerplate Reporting,
Critical Incident Reports, Section 911(2), January 1, 2008-December 31, 2008**

Mid-Michigan Correctional Facility, 8201 N. Croswell Road, St. Louis, MI 48880

Incidents which occurred off duty.		JAN	FEB	MAR	APR	MAY	JUN	JUL	AUG	SEP	OCT	NOV	DEC	TOTAL
Assault Based Critical Incidents														
Employee Victim														
Category I		0	0	0	0	0	0	0	0	0	0	0	0	0
Category II		0	0	0	0	0	0	0	0	0	0	0	0	0
Category III		0	0	0	0	0	0	0	0	0	0	0	0	0
Category IV		0	0	0	0	0	0	0	0	0	0	0	0	0
Category V		0	0	0	0	0	0	0	0	0	0	0	0	0
Category VI		0	0	0	0	0	0	0	0	0	0	0	1	1
Subtotal (Employee Victim Assault)		0	0	0	0	0	0	0	0	0	0	0	1	1
Prisoner Victim														
Category I		0	0	0	1	0	0	0	0	0	0	0	0	1
Category II		0	0	0	0	0	0	0	0	0	0	0	0	0
Category III		0	0	0	0	0	0	0	0	0	0	0	0	0
Category IV		0	0	0	0	0	0	0	0	0	0	0	0	0
Category V		2	0	0	0	0	1	1	1	0	0	0	1	6
Category VI		1	0	1	1	2	0	0	0	0	0	0	0	5
Subtotal (Prisoner Victim Assault)		3	0	1	2	2	1	1	1	0	0	0	1	12
Non-Assault Based Critical Incidents														
Employee														
Accidental Death		0	0	0	0	0	0	0	0	0	0	0	0	0
Natural Death		0	0	0	0	0	0	0	0	0	0	0	0	0
Arrest for Felony or Misdemeanor		0	0	0	0	0	0	0	0	0	0	0	0	0
Firearm Agent Discharge		0	0	0	0	0	0	0	0	0	0	0	0	0
Chemical Agent Discharge		0	0	0	0	0	0	0	0	0	0	0	0	0
Use of Force for Prisoner Control		0	0	0	0	0	0	0	0	0	0	0	0	0
Loss or Theft of Firearm, Chemical Agent or Ammo		0	0	0	0	0	0	0	0	0	0	0	0	0
Suicide		0	0	0	0	0	0	0	0	0	0	0	0	0
Suicide Attempts		0	0	0	0	0	0	0	0	0	0	0	0	0
Subtotal (Employee Non-Assault)		0	0	0	0	0	0	0	0	0	0	0	0	0
Prisoner														
Accidental Death		0	0	0	0	0	0	0	0	0	0	0	0	0
Natural Death		1	0	0	0	0	0	0	0	0	0	0	0	1
Escape		0	0	0	0	1	0	0	0	0	0	0	0	1
Escape Attempt		0	0	0	0	0	0	0	0	0	0	0	0	0
Drug Overdose		0	0	0	0	0	0	0	0	0	0	0	0	0
Sexual Contact w/Offenders		0	0	0	0	0	0	0	1	0	0	0	0	1
Suicide		0	0	0	0	0	0	0	0	0	0	0	0	0
Suicide Attempts		0	0	0	0	0	0	0	0	0	0	0	0	0
Subtotal (Prisoner Non-Assault)		1	0	0	0	1	0	0	1	0	0	0	0	3
Other														
All Other		4	2	4	9	4	12	11	6	8	5	5	12	82
Natural Disaster/Physical Plant		0	0	0	3	0	0	1	0	1	0	0	0	5
Riot/Disturbance/Hostage/Demonstration		0	0	0	0	0	0	0	0	0	0	0	0	0
Hostage Incident		0	0	0	0	0	0	0	0	0	0	0	0	0
Visitor Related		1	0	0	0	0	0	0	0	2	0	0	0	3
Subtotal ("Other")		5	2	4	12	4	12	12	6	11	5	5	12	90
Grand Total		9	2	5	14	7	13	13	8	11	5	5	14	106

**Michigan Department of Corrections, Public 245 Act of 2008, Boilerplate Reporting,
Critical Incident Reports, Section 911(2), January 1, 2008-December 31, 2008**

Thumb Correctional Facility, 3225 John Conley Drive, Lapeer, MI 48446

Incidents which occurred off duty.		JAN	FEB	MAR	APR	MAY	JUN	JUL	AUG	SEP	OCT	NOV	DEC	TOTAL
Assault Based Critical Incidents														
Employee Victim														
Category I		0	0	0	0	0	0	0	0	0	0	0	0	0
Category II		0	0	0	0	0	0	0	0	0	0	0	0	0
Category III		0	0	0	0	0	0	0	0	0	0	0	0	0
Category IV		0	0	0	0	0	0	0	0	0	0	0	0	0
Category V		2	0	0	0	2	0	0	1	0	1	0	0	6
Category VI		2	1	0	3	1	2	3	1	2	0	2	5	22
Subtotal (Employee Victim Assault)		4	1	0	3	3	2	3	2	2	1	2	5	28
Prisoner Victim														
Category I		0	1	0	0	0	1	0	0	0	0	0	0	2
Category II		0	0	0	0	0	0	0	0	1	0	0	0	1
Category III		0	0	0	0	0	0	0	0	0	0	0	0	0
Category IV		0	0	0	0	0	0	0	1	0	0	0	0	1
Category V		2	3	2	3	3	3	1	3	6	3	6	2	37
Category VI		1	1	2	1	2	1	1	3	1	3	4	0	20
Subtotal (Prisoner Victim Assault)		3	5	4	4	5	5	2	7	8	6	10	2	61
Non-Assault Based Critical Incidents														
Employee														
Accidental Death		0	0	0	0	0	0	0	0	0	0	0	0	0
Natural Death		0	0	0	0	0	0	0	0	0	0	0	0	0
Arrest for Felony or Misdemeanor		0	0	0	0	0	0	0	0	1	0	0	0	1
Firearm Discharge		0	0	0	0	0	0	0	0	0	0	0	0	0
Chemical Agent Discharge		0	1	0	0	0	0	0	0	0	0	0	0	1
Use of Force for Prisoner Control		2	2	0	0	1	0	0	0	0	0	0	1	6
Loss or Theft of Firearm, Chemical Agent or Ammo		0	0	0	0	0	0	0	0	0	0	0	1	1
Suicide		0	0	0	0	0	0	0	0	0	0	0	0	0
Suicide Attempts		0	0	0	0	0	0	0	0	0	0	0	0	0
Subtotal (Employee Non-Assault)		2	3	0	0	1	0	0	0	1	0	0	2	9
Prisoner														
Accidental Death		0	0	0	0	0	0	0	0	0	0	0	0	0
Natural Death		0	0	0	0	1	0	0	0	0	0	0	0	1
Escape		0	0	0	0	0	0	0	0	0	0	0	0	0
Escape Attempt		0	0	0	0	0	0	0	0	0	0	0	1	1
Drug Overdose		1	0	0	0	0	0	0	0	0	0	0	0	1
Sexual Contact w/Offenders		0	0	1	0	1	0	0	0	0	0	0	0	2
Suicide		0	0	0	0	0	0	1	0	0	0	0	0	1
Suicide Attempts		0	0	0	0	0	0	0	0	6	1	0	2	9
Subtotal (Prisoner Non-Assault)		1	0	1	0	2	0	1	0	6	1	0	3	15
Other														
All Other		2	1	3	0	7	1	5	3	7	7	7	7	50
Natural Disaster/Physical Plant		0	0	0	0	0	0	0	0	1	3	1	1	6
Riot/Disturbance/Hostage/Demonstration		0	0	1	0	0	0	0	0	0	0	0	0	1
Hostage Incident		0	0	0	0	0	0	0	0	0	0	0	0	0
Visitor Related		0	0	0	0	0	0	1	1	0	0	0	0	2
Subtotal ("Other")		2	1	4	0	7	1	6	4	8	10	8	8	59
Grand Total		12	10	9	7	18	8	12	13	25	18	20	20	172

**Michigan Department of Corrections, Public 245 Act of 2008, Boilerplate Reporting,
Critical Incident Reports, Section 911(2), January 1, 2008-December 31, 2008**

Chippewa Correctional Facility, 4269 W. M-80, Kincheloe, MI 49784

Incidents which occurred off duty.		JAN	FEB	MAR	APR	MAY	JUN	JUL	AUG	SEP	OCT	NOV	DEC	TOTAL
Assault Based Critical Incidents														
Employee Victim														
Category I		0	0	0	0	0	0	0	0	0	0	0	0	0
Category II		0	0	0	0	0	0	0	0	0	0	0	0	0
Category III		0	0	0	0	0	0	0	0	0	0	0	0	0
Category IV		0	0	0	0	0	0	0	0	0	0	0	0	0
Category V		1	2	1	0	0	0	4	0	1	1	1	0	11
Category VI		1	1	1	1	1	1	0	0	0	1	2	0	9
Subtotal (Employee Victim Assault)		2	3	2	1	1	1	4	0	1	2	3	0	20
Prisoner Victim														
Category I		1	0	0	0	0	0	0	0	0	0	0	0	1
Category II		0	0	0	0	0	0	0	0	0	0	0	0	0
Category III		0	0	0	0	0	0	0	0	0	0	0	0	0
Category IV		0	0	0	0	0	0	0	0	0	0	0	0	0
Category V		1	0	0	1	3	1	5	5	0	2	6	1	25
Category VI		0	1	0	0	0	0	0	1	0	0	0	0	2
Subtotal (Prisoner Victim Assault)		2	1	0	1	3	1	5	6	0	2	6	1	28
Non-Assault Based Critical Incidents														
Employee														
Accidental Death		0	0	0	0	0	0	0	0	0	0	0	0	0
Natural Death		0	0	0	0	0	0	0	0	0	0	0	0	0
Arrest for Felony or Misdemeanor		0	0	0	1	1	0	1	0	0	0	0	0	3
Firearm Discharge		0	0	0	0	0	0	0	0	0	0	0	0	0
Chemical Agent Discharge		1	0	0	1	0	0	0	0	4	1	1	2	10
Use of Force for Prisoner Control		0	0	1	0	1	0	1	3	4	4	7	4	25
Loss or Theft of Firearm, Chemical Agent or Ammo		0	0	0	0	0	0	0	0	0	0	0	0	0
Suicide		0	0	0	0	0	0	0	0	0	0	0	0	0
Suicide Attempts		0	0	0	0	0	0	0	0	0	0	0	1	1
Subtotal (Employee Non-Assault)		1	0	1	2	2	0	2	3	8	5	8	7	39
Prisoner														
Accidental Death		0	0	0	0	0	0	0	0	0	0	0	0	0
Natural Death		0	0	0	0	0	0	0	0	0	0	0	0	0
Escape		0	0	0	0	0	0	0	0	0	0	0	0	0
Escape Attempt		0	0	0	0	0	0	0	0	0	0	0	0	0
Drug Overdose		0	0	1	0	0	0	0	0	2	1	1	1	6
Sexual Contact w/Offenders		1	0	0	1	0	0	0	0	1	0	0	0	3
Suicide		0	0	2	0	0	0	0	0	0	0	0	0	2
Suicide Attempts		2	2	6	10	7	2	0	1	8	1	2	0	41
Subtotal (Prisoner Non-Assault)		3	2	9	11	7	2	0	1	11	2	3	1	52
Other														
All Other		0	1	0	2	1	3	2	2	0	1	1	1	14
Natural Disaster/Physical Plant		0	1	1	0	0	0	1	0	0	0	0	0	3
Riot/Disturbance/Hostage/Demonstration		0	0	0	0	0	0	0	0	0	0	0	0	0
Hostage Incident		0	0	0	0	0	0	0	0	0	0	0	0	0
Visitor Related		0	0	0	0	0	0	0	0	0	0	0	0	0
Subtotal ("Other")		0	2	1	2	1	3	3	2	0	1	1	1	17
Grand Total		8	8	13	17	14	7	14	12	20	12	21	10	156

**Michigan Department of Corrections, Public 245 Act of 2008, Boilerplate Reporting,
Critical Incident Reports, Section 911(2), January 1, 2008-December 31, 2008**

Huron Valley Complex - Women's, 3511 Bemis Road, Ypsilanti, MI 48197

Incidents which occurred off duty.		JAN	FEB	MAR	APR	MAY	JUN	JUL	AUG	SEP	OCT	NOV	DEC	TOTAL
Assault Based Critical Incidents														
Employee Victim														
Category I		0	0	0	0	0	0	0	0	0	0	0	0	0
Category II		0	0	0	0	0	0	0	0	0	0	0	0	0
Category III		0	0	0	0	0	0	0	0	0	0	0	0	0
Category IV		0	0	0	0	0	0	0	0	0	0	0	0	0
Category V		0	0	0	1	0	1	0	0	0	0	0	3	5
Category VI		0	0	0	0	0	0	0	1	0	0	1	1	3
Subtotal (Employee Victim Assault)		0	0	0	1	0	1	0	1	0	0	1	4	8
Prisoner Victim														
Category I		0	0	0	0	0	0	0	0	0	0	0	0	0
Category II		0	0	0	0	0	0	0	0	0	0	0	0	0
Category III		0	0	0	0	0	0	0	0	0	0	0	0	0
Category IV		0	0	0	0	0	0	0	0	0	0	0	0	0
Category V		1	0	0	0	1	3	1	3	0	0	0	1	10
Category VI		0	0	0	0	0	0	1	1	0	0	0	0	2
Subtotal (Prisoner Victim Assault)		1	0	0	0	1	3	2	4	0	0	0	1	12
Non-Assault Based Critical Incidents														
Employee														
Accidental Death		0	0	0	0	0	0	0	0	0	0	0	0	0
Natural Death		0	0	0	0	0	0	0	0	0	0	0	0	0
Arrest for Felony or Misdemeanor		0	0	1	0	0	0	0	0	0	0	0	0	1
Firearm Discharge		0	0	0	0	0	0	0	0	0	0	0	0	0
Chemical Agent Discharge		0	0	0	0	0	0	0	0	0	0	0	0	0
Use of Force for Prisoner Control		0	0	0	0	0	0	0	0	0	0	0	0	0
Loss or Theft of Firearm, Chemical Agent or Ammo		0	0	0	0	0	0	0	0	0	0	0	0	0
Suicide		0	0	0	0	0	0	0	0	0	0	0	0	0
Suicide Attempts		0	0	0	0	0	0	0	0	0	0	0	0	0
Subtotal (Employee Non-Assault)		0	0	1	0	0	0	0	0	0	0	0	0	1
Prisoner														
Accidental Death		0	0	0	0	0	0	0	0	0	0	0	0	0
Natural Death		0	1	0	0	1	1	1	0	0	1	1	0	6
Escape		0	0	0	0	0	0	0	0	0	0	0	0	0
Escape Attempt		0	0	0	0	0	0	0	0	0	0	0	0	0
Drug Overdose		0	0	0	0	0	0	0	0	0	0	0	0	0
Sexual Contact w/Offenders		0	0	0	1	0	1	0	0	0	0	0	0	2
Suicide		0	0	0	0	0	0	0	1	0	0	0	1	2
Suicide Attempts		1	1	1	0	3	1	1	1	0	0	0	2	11
Subtotal (Prisoner Non-Assault)		1	2	1	1	4	3	2	2	0	1	1	3	21
Other														
All Other		0	2	1	0	2	0	3	0	0	2	3	2	15
Natural Disaster/Physical Plant		0	0	0	0	0	0	0	0	0	0	0	1	1
Riot/Disturbance/Hostage/Demonstration		0	0	0	0	0	0	0	0	0	0	0	0	0
Hostage Incident		0	0	0	0	0	0	0	0	0	0	0	0	0
Visitor Related		0	0	0	0	0	0	0	0	0	0	0	0	0
Subtotal ("Other")		0	2	1	0	2	0	3	0	0	2	3	3	16
Grand Total		2	4	3	2	7	7	7	7	0	3	5	11	58

**Michigan Department of Corrections, Public 245 Act of 2008, Boilerplate Reporting,
Critical Incident Reports, Section 911(2), January 1, 2008-December 31, 2008**

Camp Cusino, N 5398 Percy Road, Shingleton, MI 49884

Incidents which occurred off duty.		JAN	FEB	MAR	APR	MAY	JUN	JUL	AUG	SEP	OCT	NOV	DEC	TOTAL
Assault Based Critical Incidents														
Employee Victim														
Category I		0	0	0	0	0	0	0	0	0	0	0	0	0
Category II		0	0	0	0	0	0	0	0	0	0	0	0	0
Category III		0	0	0	0	0	0	0	0	0	0	0	0	0
Category IV		0	0	0	0	0	0	0	0	0	0	0	0	0
Category V		0	0	0	0	0	0	0	0	0	0	0	0	0
Category VI		0	0	0	0	0	0	0	0	0	0	0	0	0
Subtotal (Employee Victim Assault)		0	0	0	0	0	0	0	0	0	0	0	0	0
Prisoner Victim														
Category I		0	0	0	0	0	0	0	0	0	0	0	0	0
Category II		0	0	0	0	0	0	0	0	0	0	0	0	0
Category III		0	0	0	0	0	0	0	0	0	0	0	0	0
Category IV		0	0	0	0	0	0	0	0	0	0	0	1	1
Category V		0	0	0	0	0	0	0	0	0	1	0	0	1
Category VI		0	0	0	0	0	0	0	0	0	0	0	0	0
Subtotal (Prisoner Victim Assault)		0	0	0	0	0	0	0	0	0	1	0	1	2
Non-Assault Based Critical Incidents														
Employee														
Accidental Death		0	0	0	0	0	0	0	0	0	0	0	0	0
Natural Death		0	0	0	0	0	0	0	0	0	0	0	0	0
Arrest for Felony or Misdemeanor		0	0	0	0	0	0	0	0	0	0	0	0	0
Firearm Discharge		0	0	0	0	0	0	0	0	0	0	0	0	0
Chemical Agent Discharge		0	0	0	0	0	0	0	0	0	0	0	0	0
Use of Force for Prisoner Control		1	0	0	0	0	0	0	0	0	0	0	0	1
Loss or Theft of Firearm, Chemical Agent or Ammo		0	0	0	0	0	0	0	0	0	0	0	0	0
Suicide		0	0	0	0	0	0	0	0	0	0	0	0	0
Suicide Attempts		0	0	0	0	0	0	0	0	0	0	0	0	0
Subtotal (Employee Non-Assault)		1	0	0	0	0	0	0	0	0	0	0	0	1
Prisoner														
Accidental Death		0	0	0	0	0	0	0	0	0	0	0	0	0
Natural Death		0	0	0	0	0	0	0	0	0	0	0	0	0
Escape		0	0	0	0	0	0	0	0	0	0	0	0	0
Escape Attempt		0	0	0	0	0	0	0	0	0	0	0	0	0
Drug Overdose		0	0	0	0	0	0	0	0	0	0	0	0	0
Sexual Contact w/Offenders		0	0	0	0	0	0	0	0	0	0	0	0	0
Suicide		0	0	0	0	0	0	0	0	0	0	0	0	0
Suicide Attempts		0	0	0	0	0	0	0	0	0	0	0	0	0
Subtotal (Prisoner Non-Assault)		0	0	0	0	0	0	0	0	0	0	0	0	0
Other														
All Other		0	1	0	0	0	0	0	0	0	0	0	0	1
Natural Disaster/Physical Plant		0	0	0	0	0	0	0	0	0	0	0	1	1
Riot/Disturbance/Hostage/Demonstration		0	0	0	0	0	0	0	0	0	0	0	0	0
Hostage Incident		0	0	0	0	0	0	0	0	0	0	0	0	0
Visitor Related		0	0	0	0	0	0	0	0	0	0	0	0	0
Subtotal ("Other")		0	1	0	0	0	0	0	0	0	0	0	1	2
Grand Total		1	1	0	0	0	0	0	0	0	1	0	2	5

**Michigan Department of Corrections, Public 245 Act of 2008, Boilerplate Reporting,
Critical Incident Reports, Section 911(2), January 1, 2008-December 31, 2008**

Camp Branch, 19 Fourth Street, Coldwater, MI 49036

Incidents which occurred off duty.		JAN	FEB	MAR	APR	MAY	JUN	JUL	AUG	SEP	OCT	NOV	DEC	TOTAL
Assault Based Critical Incidents														
Employee Victim														
Category I		0	0	0	0	0	0	0	0	0	0	0	0	0
Category II		0	0	0	0	0	0	0	0	0	0	0	0	0
Category III		0	0	0	0	0	0	0	0	0	0	0	0	0
Category IV		0	0	0	0	0	0	0	0	0	0	0	0	0
Category V		0	0	0	0	1	0	0	0	0	0	0	0	1
Category VI		0	0	0	0	0	0	1	0	1	1	0	0	3
Subtotal (Employee Victim Assault)		0	0	0	0	1	0	1	0	1	1	0	0	4
Prisoner Victim														
Category I		0	0	0	0	0	0	0	0	0	0	0	0	0
Category II		0	0	0	0	0	0	0	0	0	0	0	0	0
Category III		0	0	0	0	0	0	0	0	0	0	0	0	0
Category IV		0	0	0	0	0	0	0	0	0	0	0	0	0
Category V		1	0	0	0	1	0	1	1	0	1	0	0	5
Category VI		0	0	0	0	0	0	0	0	0	0	0	0	0
Subtotal (Prisoner Victim Assault)		1	0	0	0	1	0	1	1	0	1	0	0	5
Non-Assault Based Critical Incidents														
Employee														
Accidental Death		0	0	0	0	0	0	0	0	0	0	0	0	0
Natural Death		0	0	0	0	0	0	0	0	0	0	0	0	0
Arrest for Felony or Misdemeanor		0	0	0	0	0	0	0	0	0	0	1	0	1
Firearm Discharge		0	0	0	0	0	0	0	0	0	0	0	0	0
Chemical Agent Discharge		0	0	0	0	0	0	0	0	0	0	0	0	0
Use of Force for Prisoner Control		0	0	0	0	0	0	0	0	0	0	0	0	0
Loss or Theft of Firearm, Chemical Agent or Ammo		0	0	0	0	0	0	0	0	0	0	0	0	0
Suicide		0	0	0	0	0	0	0	0	0	0	0	0	0
Suicide Attempts		0	0	0	0	0	0	0	0	0	0	0	0	0
Subtotal (Employee Non-Assault)		0	0	0	0	0	0	0	0	0	0	1	0	1
Prisoner														
Accidental Death		0	0	0	0	0	0	0	0	0	0	0	0	0
Natural Death		0	0	0	0	0	0	0	0	0	0	0	0	0
Escape		0	0	0	0	0	0	0	0	0	0	0	0	0
Escape Attempt		0	0	0	0	0	0	0	0	0	0	0	0	0
Drug Overdose		0	0	0	0	0	0	0	0	0	0	0	0	0
Sexual Contact w/Offenders		0	0	0	0	0	0	0	0	0	0	0	0	0
Suicide		0	0	0	0	0	0	0	0	0	0	0	0	0
Suicide Attempts		1	0	0	0	0	0	0	0	0	0	0	0	1
Subtotal (Prisoner Non-Assault)		1	0	0	0	0	0	0	0	0	0	0	0	1
Other														
All Other		1	0	0	0	0	0	0	0	2	1	0	0	4
Natural Disaster/Physical Plant		0	0	0	0	0	0	0	0	1	0	0	0	1
Riot/Disturbance/Hostage/Demonstration		0	0	0	0	0	0	0	0	0	0	0	0	0
Hostage Incident		0	0	0	0	0	0	0	0	0	0	0	0	0
Visitor Related		0	0	0	0	0	0	0	0	0	0	0	0	0
Subtotal ("Other")		1	0	0	0	0	0	0	0	3	1	0	0	5
Grand Total		3	0	0	0	2	0	2	1	4	3	1	0	16

**Michigan Department of Corrections, Public 245 Act of 2008, Boilerplate Reporting,
Critical Incident Reports, Section 911(2), January 1, 2008-December 31, 2008**

Camp Kitwen, M-26 South, P.O. Box 7, Painesdale, MI 49955

Incidents which occurred off duty.		JAN	FEB	MAR	APR	MAY	JUN	JUL	AUG	SEP	OCT	NOV	DEC	TOTAL
Assault Based Critical Incidents														
Employee Victim														
Category I		0	0	0	0	0	0	0	0	0	0	0	0	0
Category II		0	0	0	0	0	0	0	0	0	0	0	0	0
Category III		0	0	0	0	0	0	0	0	0	0	0	0	0
Category IV		0	0	0	0	0	0	0	0	0	0	0	0	0
Category V		0	0	0	0	0	0	0	0	0	0	0	0	0
Category VI		0	0	0	0	0	0	0	0	0	0	0	0	0
Subtotal (Employee Victim Assault)		0	0	0	0	0	0	0	0	0	0	0	0	0
Prisoner Victim														
Category I		0	0	0	0	0	0	0	0	0	0	0	0	0
Category II		0	0	0	0	0	0	0	0	0	0	0	0	0
Category III		0	0	0	0	0	0	0	0	0	0	0	0	0
Category IV		0	0	0	0	0	0	0	0	0	0	0	0	0
Category V		0	0	1	0	0	0	0	0	0	0	0	0	1
Category VI		0	0	0	0	0	0	0	0	0	0	0	0	0
Subtotal (Prisoner Victim Assault)		0	0	1	0	0	0	0	0	0	0	0	0	1
Non-Assault Based Critical Incidents														
Employee														
Accidental Death		0	0	0	0	0	0	0	0	0	0	0	0	0
Natural Death		0	0	0	0	0	0	0	0	0	0	0	0	0
Arrest for Felony or Misdemeanor		0	0	0	1	0	0	0	0	0	0	0	0	1
Firearm Discharge		0	0	0	0	0	0	0	0	0	0	0	0	0
Chemical Agent Discharge		0	0	0	0	0	0	0	0	0	0	0	0	0
Use of Force for Prisoner Control		0	0	0	0	0	0	0	0	0	0	0	0	0
Loss or Theft of Firearm, Chemical Agent or Ammo		0	0	0	0	0	0	0	0	0	0	0	0	0
Suicide		0	0	0	0	0	0	0	0	0	0	0	0	0
Suicide Attempts		0	0	0	0	0	0	0	0	0	0	0	0	0
Subtotal (Employee Non-Assault)		0	0	0	1	0	0	0	0	0	0	0	0	1
Prisoner														
Accidental Death		0	0	0	0	0	0	0	0	0	0	0	0	0
Natural Death		0	0	0	0	0	0	0	0	0	0	0	0	0
Escape		0	0	0	0	0	0	0	0	0	0	0	0	0
Escape Attempt		0	0	0	0	0	0	0	0	0	0	0	0	0
Drug Overdose		0	0	0	0	0	0	0	0	0	0	0	0	0
Sexual Contact w/Offenders		0	0	0	0	0	0	0	0	0	0	0	0	0
Suicide		0	0	0	0	0	0	0	0	0	0	0	0	0
Suicide Attempts		0	0	0	0	0	0	0	0	0	0	0	0	0
Subtotal (Prisoner Non-Assault)		0	0	0	0	0	0	0	0	0	0	0	0	0
Other														
All Other		1	1	0	0	0	0	0	0	0	0	0	0	2
Natural Disaster/Physical Plant		0	0	0	0	0	0	0	0	0	0	0	0	0
Riot/Disturbance/Hostage/Demonstration		0	0	0	0	0	0	0	0	0	0	0	0	0
Hostage Incident		0	0	0	0	0	0	0	0	0	0	0	0	0
Visitor Related		0	0	0	0	0	0	0	0	0	0	1	0	1
Subtotal ("Other")		1	1	0	0	0	0	0	0	0	0	1	0	3
Grand Total		1	1	1	1	0	0	0	0	0	0	1	0	5

**Michigan Department of Corrections, Public 245 Act of 2008, Boilerplate Reporting,
Critical Incident Reports, Section 911(2), January 1, 2008-December 31, 2008**

Camp Lehman, 5135 Hartwick Pines Road, Grayling, MI 49738

Incidents which occurred off duty.		JAN	FEB	MAR	APR	MAY	JUN	JUL	AUG	SEP	OCT	NOV	DEC	TOTAL
Assault Based Critical Incidents														
Employee Victim														
	Category I	0	0	0	0	0	0	0	0	0	0	0	0	0
	Category II	0	0	0	0	0	0	0	0	0	0	0	0	0
	Category III	0	0	0	0	0	0	0	0	0	0	0	0	0
	Category IV	0	0	0	0	0	0	0	0	0	0	0	0	0
	Category V	0	0	0	0	0	0	0	0	0	0	0	0	0
	Category VI	0	0	0	0	0	0	0	0	0	0	0	0	0
	Subtotal (Employee Victim Assault)	0	0	0	0	0	0	0	0	0	0	0	0	0
Prisoner Victim														
	Category I	0	0	0	0	0	0	0	0	0	0	0	0	0
	Category II	0	0	0	0	0	0	0	1	0	0	0	0	1
	Category III	0	0	0	0	0	0	0	0	0	0	0	0	0
	Category IV	0	0	0	0	0	0	0	0	0	0	0	0	0
	Category V	0	0	0	0	0	0	0	1	0	0	1	0	2
	Category VI	0	0	0	0	0	0	0	0	0	0	0	0	0
	Subtotal (Prisoner Victim Assault)	0	0	0	0	0	0	0	2	0	0	1	0	3
Non-Assault Based Critical Incidents														
Employee														
	Accidental Death	0	0	0	0	0	0	0	0	0	0	0	0	0
	Natural Death	0	0	0	0	0	0	0	0	0	0	0	0	0
➔	Arrest for Felony or Misdemeanor	0	0	0	0	0	0	0	0	0	0	0	0	0
	Firearm Discharge	0	0	0	0	0	0	0	0	0	0	0	0	0
	Chemical Agent Discharge	0	0	0	0	0	0	0	0	0	0	0	0	0
	Use of Force for Prisoner Control	1	0	0	0	0	0	0	0	0	0	0	0	1
	Loss or Theft of Firearm, Chemical Agent or Ammo	0	0	0	0	0	0	0	0	0	0	0	0	0
➔	Suicide	0	0	0	0	0	0	0	0	0	0	0	0	0
➔	Suicide Attempts	0	0	0	0	0	0	0	0	0	0	0	0	0
	Subtotal (Employee Non-Assault)	1	0	0	0	0	0	0	0	0	0	0	0	1
Prisoner														
	Accidental Death	0	0	0	0	0	0	0	0	0	0	0	0	0
	Natural Death	0	0	0	0	0	0	0	0	0	0	0	0	0
	Escape	0	0	0	0	0	0	0	0	0	0	0	0	0
	Escape Attempt	0	0	0	0	0	0	0	0	0	0	0	0	0
	Drug Overdose	0	0	0	0	0	0	0	0	0	0	0	0	0
	Sexual Contact w/Offenders	0	0	0	0	0	0	0	0	0	0	0	0	0
	Suicide	0	0	0	0	0	0	0	0	0	0	0	0	0
	Suicide Attempts	0	0	0	0	0	0	0	0	0	0	0	0	0
	Subtotal (Prisoner Non-Assault)	0	0	0	0	0	0	0	0	0	0	0	0	0
Other														
	All Other	3	0	0	0	0	1	0	4	2	1	2	0	13
	Natural Disaster/Physical Plant	0	0	0	0	0	0	0	0	0	0	0	0	0
	Riot/Disturbance/Hostage/Demonstration	0	0	0	0	0	0	0	0	0	0	0	0	0
	Hostage Incident	0	0	0	0	0	0	0	0	0	0	0	0	0
	Visitor Related	0	0	0	0	0	0	0	0	0	0	0	0	0
	Subtotal ("Other")	3	0	0	0	0	1	0	4	2	1	2	0	13
Grand Total		4	0	0	0	0	1	0	6	2	1	3	0	17

**Michigan Department of Corrections, Public 245 Act of 2008, Boilerplate Reporting,
Critical Incident Reports, Section 911(2), January 1, 2008-December 31, 2008**

Camp Ottawa, 216 Gendron Road, Iron River, MI 49935

Incidents which occurred off duty.		JAN	FEB	MAR	APR	MAY	JUN	JUL	AUG	SEP	OCT	NOV	DEC	TOTAL
Assault Based Critical Incidents														
Employee Victim														
Category I		0	0	0	0	0	0	0	0	0	0	0	0	0
Category II		0	0	0	0	0	0	0	0	0	0	0	0	0
Category III		0	0	0	0	0	0	0	0	0	0	0	0	0
Category IV		0	0	0	0	0	0	0	0	0	0	0	0	0
Category V		0	0	0	0	0	0	0	0	0	0	0	0	0
Category VI		0	0	0	0	0	0	0	0	0	1	0	0	1
Subtotal (Employee Victim Assault)		0	0	0	0	0	0	0	0	0	1	0	0	1
Prisoner Victim														
Category I		0	0	0	0	0	0	0	0	0	0	0	0	0
Category II		0	0	0	0	0	0	0	0	0	0	0	0	0
Category III		0	0	0	0	0	0	0	0	0	0	0	0	0
Category IV		0	0	0	0	0	0	0	0	0	0	0	0	0
Category V		0	0	0	0	0	0	0	1	0	0	0	0	1
Category VI		0	0	0	0	0	0	0	0	0	0	0	0	0
Subtotal (Prisoner Victim Assault)		0	0	0	0	0	0	0	1	0	0	0	0	1
Non-Assault Based Critical Incidents														
Employee														
Accidental Death		0	0	0	0	0	0	0	0	0	0	0	0	0
Natural Death		0	0	0	0	0	0	0	0	0	0	0	0	0
Arrest for Felony or Misdemeanor		0	0	0	0	0	0	0	0	0	0	0	0	0
Firearm Discharge		0	0	0	0	0	0	0	0	0	0	0	0	0
Chemical Agent Discharge		0	0	0	0	0	0	0	0	0	0	0	0	0
Use of Force for Prisoner Control		0	0	0	0	1	0	0	0	0	0	0	0	1
Loss or Theft of Firearm, Chemical Agent or Ammo		0	0	0	0	0	0	0	0	0	0	0	0	0
Suicide		0	0	0	0	0	0	0	0	0	0	0	0	0
Suicide Attempts		0	0	0	0	0	0	0	0	0	0	0	0	0
Subtotal (Employee Non-Assault)		0	0	0	0	1	0	0	0	0	0	0	0	1
Prisoner														
Accidental Death		0	0	0	0	0	0	0	0	0	0	0	0	0
Natural Death		0	0	0	0	0	0	0	0	0	0	0	0	0
Escape		0	0	0	0	0	0	0	0	0	0	0	0	0
Escape Attempt		0	0	0	0	0	0	0	0	0	0	0	0	0
Drug Overdose		0	0	0	0	0	0	0	0	0	0	0	0	0
Sexual Contact w/Offenders		0	0	0	0	0	0	0	0	0	0	0	0	0
Suicide		0	0	0	0	0	0	0	0	0	0	0	0	0
Suicide Attempts		0	0	0	0	0	0	0	0	0	0	0	0	0
Subtotal (Prisoner Non-Assault)		0	0	0	0	0	0	0	0	0	0	0	0	0
Other														
All Other		0	0	0	1	0	0	0	0	0	0	0	0	1
Natural Disaster/Physical Plant		0	0	0	0	0	0	0	0	0	0	0	0	0
Riot/Disturbance/Hostage/Demonstration		0	0	0	0	0	0	0	0	0	0	0	0	0
Hostage Incident		0	0	0	0	0	0	0	0	0	0	0	0	0
Visitor Related		0	0	0	0	0	0	0	0	0	0	0	0	0
Subtotal ("Other")		0	0	0	1	0	0	0	0	0	0	0	0	1
Grand Total		0	0	0	1	1	0	0	1	0	1	0	0	4

**Michigan Department of Corrections, Public 245 Act of 2008, Boilerplate Reporting,
Critical Incident Reports, Section 911(2), January 1, 2008-December 31, 2008**

Camp Valley, 3413 Bemis Road, Ypsilanti, MI 48197

Incidents which occurred off duty.		JAN	FEB	MAR	APR	MAY	JUN	JUL	AUG	SEP	OCT	NOV	DEC	TOTAL
Assault Based Critical Incidents														
Employee Victim														
	Category I	0	0	0	0	0	0	0	0	0	0	0	0	0
	Category II	0	0	0	0	0	0	0	0	0	0	0	0	0
	Category III	0	0	0	0	0	0	0	0	0	0	0	0	0
	Category IV	0	0	0	0	0	0	0	0	0	0	0	0	0
	Category V	0	0	0	0	0	0	0	0	0	0	0	0	0
	Category VI	0	0	0	0	0	0	0	0	0	0	0	0	0
	Subtotal (Employee Victim Assault)	0	0	0	0	0	0	0	0	0	0	0	0	0
Prisoner Victim														
	Category I	0	0	0	0	0	0	0	0	0	0	0	0	0
	Category II	0	0	0	0	0	0	0	0	0	0	0	0	0
	Category III	0	0	0	0	0	0	0	0	0	0	0	0	0
	Category IV	0	0	0	0	0	0	0	0	0	0	0	0	0
	Category V	0	0	0	0	0	0	0	0	0	0	0	0	0
	Category VI	0	0	0	0	0	0	0	0	0	0	0	0	0
	Subtotal (Prisoner Victim Assault)	0	0	0	0	0	0	0	0	0	0	0	0	0
Non-Assault Based Critical Incidents														
Employee														
	Accidental Death	0	0	0	0	0	0	0	0	0	0	0	0	0
	Natural Death	0	0	0	0	0	0	0	0	0	0	0	0	0
➔	Arrest for Felony or Misdemeanor	0	0	0	0	0	0	0	0	0	0	0	0	0
	Firearm Discharge	0	0	0	0	0	0	0	0	0	0	0	0	0
	Chemical Agent Discharge	0	0	0	0	0	0	0	0	0	0	0	0	0
	Use of Force for Prisoner Control	0	0	0	0	0	0	0	0	0	0	0	0	0
	Loss or Theft of Firearm, Chemical Agent or Ammo	0	0	0	0	0	0	0	0	0	0	0	0	0
➔	Suicide	0	0	0	0	0	0	0	0	0	0	0	0	0
➔	Suicide Attempts	0	0	0	0	0	0	0	0	0	0	0	0	0
	Subtotal (Employee Non-Assault)	0	0	0	0	0	0	0	0	0	0	0	0	0
Prisoner														
	Accidental Death	0	0	0	0	0	0	0	0	0	0	0	0	0
	Natural Death	0	0	0	0	0	0	0	0	0	0	0	0	0
	Escape	0	0	0	0	0	0	0	0	0	0	0	0	0
	Escape Attempt	0	0	0	0	0	0	0	0	0	0	0	0	0
	Drug Overdose	0	0	0	0	0	0	0	0	0	0	0	0	0
	Sexual Contact w/Offenders	0	0	0	0	0	0	0	0	0	0	0	0	0
	Suicide	0	0	0	0	0	0	0	0	0	0	0	0	0
	Suicide Attempts	0	0	0	0	0	0	0	0	0	0	0	0	0
	Subtotal (Prisoner Non-Assault)	0	0	0	0	0	0	0	0	0	0	0	0	0
Other														
	All Other	0	0	0	0	0	0	0	0	0	0	0	0	0
	Natural Disaster/Physical Plant	0	0	0	0	0	0	0	0	0	0	0	1	1
	Riot/Disturbance/Hostage/Demonstration	0	0	0	0	0	0	0	0	0	0	0	0	0
	Hostage Incident	0	0	0	0	0	0	0	0	0	0	0	0	0
	Visitor Related	0	0	0	0	0	0	0	0	0	0	0	0	0
	Subtotal ("Other")	0	0	0	0	0	0	0	0	0	0	0	1	1
Grand Total		0	0	0	0	0	0	0	0	0	0	0	1	1

**Michigan Department of Corrections, Public 245 Act of 2008, Boilerplate Reporting,
Critical Incident Reports, Section 911(2), January 1, 2008-December 31, 2008**

Camp White Lake, 8110 E. White Lake Road, White Lake, MI 48386

Incidents which occurred off duty.		JAN	FEB	MAR	APR	MAY	JUN	JUL	AUG	SEP	OCT	NOV	DEC	TOTAL
Assault Based Critical Incidents														
Employee Victim														
Category I		0	0	0	0	0	0	0	0	0	0	0	0	0
Category II		0	0	0	0	0	0	0	0	0	0	0	0	0
Category III		0	0	0	0	0	0	0	0	0	0	0	0	0
Category IV		0	0	0	0	0	0	0	0	0	0	0	0	0
Category V		0	0	0	0	0	0	0	0	0	0	0	0	0
Category VI		0	0	0	0	0	0	0	0	0	0	0	0	0
Subtotal (Employee Victim Assault)		0	0	0	0	0	0	0	0	0	0	0	0	0
Prisoner Victim														
Category I		0	0	0	0	0	0	0	0	0	0	0	0	0
Category II		0	0	0	0	0	0	0	0	0	0	0	0	0
Category III		0	0	0	0	0	0	0	0	0	0	0	0	0
Category IV		0	0	0	0	0	0	0	0	0	0	0	0	0
Category V		0	0	0	0	0	0	0	0	0	1	0	0	1
Category VI		0	0	0	0	0	0	0	0	0	0	0	0	0
Subtotal (Prisoner Victim Assault)		0	0	0	0	0	0	0	0	0	1	0	0	1
Non-Assault Based Critical Incidents														
Employee														
Accidental Death		0	0	0	0	0	0	0	0	0	0	0	0	0
Natural Death		0	0	0	0	0	0	0	0	0	0	0	0	0
Arrest for Felony or Misdemeanor		0	0	0	0	0	0	0	1	0	0	0	0	1
Firearm Discharge		0	0	0	0	0	0	0	0	0	0	0	0	0
Chemical Agent Discharge		0	0	0	0	0	0	0	0	0	0	0	0	0
Use of Force for Prisoner Control		0	0	0	0	0	0	0	0	0	0	0	0	0
Loss or Theft of Firearm, Chemical Agent or Ammo		0	0	0	0	0	0	0	0	0	0	0	0	0
Suicide		0	0	0	0	0	0	0	0	0	0	0	0	0
Suicide Attempts		0	0	0	0	0	0	0	0	0	0	0	0	0
Subtotal (Employee Non-Assault)		0	0	0	0	0	0	0	1	0	0	0	0	1
Prisoner														
Accidental Death		0	0	0	0	0	0	0	0	0	0	0	0	0
Natural Death		0	0	0	0	0	0	0	0	0	0	0	0	0
Escape		0	0	0	0	0	0	0	0	0	0	0	0	0
Escape Attempt		0	0	0	0	0	0	0	0	0	0	0	0	0
Drug Overdose		0	0	0	0	0	0	0	0	0	0	0	0	0
Sexual Contact w/Offenders		0	0	0	0	0	0	0	0	0	0	0	0	0
Suicide		0	0	0	0	0	0	0	0	0	0	0	0	0
Suicide Attempts		0	0	0	0	0	0	0	0	0	0	0	0	0
Subtotal (Prisoner Non-Assault)		0	0	0	0	0	0	0	0	0	0	0	0	0
Other														
All Other		0	0	1	0	0	1	1	1	0	0	0	0	4
Natural Disaster/Physical Plant		0	0	0	0	0	0	0	0	0	0	0	0	0
Riot/Disturbance/Hostage/Demonstration		0	0	0	0	0	0	0	0	0	0	0	0	0
Hostage Incident		0	0	0	0	0	0	0	0	0	0	0	0	0
Visitor Related		0	0	0	0	0	0	0	0	0	0	0	0	0
Subtotal ("Other")		0	0	1	0	0	1	1	1	0	0	0	0	4
Grand Total		0	0	1	0	0	1	1	2	0	1	0	0	6

**Michigan Department of Corrections, Public 245 Act of 2008, Boilerplate Reporting,
Critical Incident Reports, Section 911(2), January 1, 2008-December 31, 2008**

Special Alternative Incarceration, 18901 Waterloo Road, Chelsea, MI 48118

Incidents which occurred off duty.		JAN	FEB	MAR	APR	MAY	JUN	JUL	AUG	SEP	OCT	NOV	DEC	TOTAL
Assault Based Critical Incidents														
Employee Victim														
	Category I	0	0	0	0	0	0	0	0	0	0	0	0	0
	Category II	0	0	0	0	0	0	0	0	0	0	0	0	0
	Category III	0	0	0	0	0	0	0	0	0	0	0	0	0
	Category IV	0	0	0	0	0	0	0	0	0	0	0	0	0
	Category V	0	0	0	0	0	0	0	0	0	0	0	0	0
	Category VI	0	1	0	1	0	0	0	0	0	0	0	0	2
	Subtotal (Employee Victim Assault)	0	1	0	1	0	0	0	0	0	0	0	0	2
Prisoner Victim														
	Category I	0	0	0	0	0	0	0	0	0	0	0	0	0
	Category II	0	0	0	0	0	0	0	0	0	0	0	0	0
	Category III	0	0	0	0	0	0	0	0	0	0	0	0	0
	Category IV	0	0	0	0	0	0	0	0	0	0	0	0	0
	Category V	0	0	0	0	0	0	0	0	0	1	0	1	2
	Category VI	0	1	0	0	0	0	1	0	0	0	0	0	2
	Subtotal (Prisoner Victim Assault)	0	1	0	0	0	0	1	0	0	1	0	1	4
Non-Assault Based Critical Incidents														
Employee														
	Accidental Death	0	0	0	0	0	0	0	0	0	0	0	0	0
	Natural Death	0	0	0	0	0	0	0	0	0	0	0	0	0
➔	Arrest for Felony or Misdemeanor	0	0	0	0	1	0	0	0	0	0	0	0	1
	Firearm Discharge	0	0	0	0	0	0	0	0	0	0	0	0	0
	Chemical Agent Discharge	0	0	0	0	0	0	0	0	0	0	0	0	0
	Use of Force for Prisoner Control	0	0	0	0	0	0	0	0	0	0	0	0	0
	Loss or Theft of Firearm, Chemical Agent or Ammo	0	0	0	0	0	0	0	0	0	0	0	0	0
➔	Suicide	0	0	0	0	0	0	0	0	0	0	0	0	0
➔	Suicide Attempts	0	0	0	0	0	0	0	0	0	0	0	0	0
	Subtotal (Employee Non-Assault)	0	0	0	0	1	0	0	0	0	0	0	0	1
Prisoner														
	Accidental Death	0	0	0	0	0	0	0	0	0	0	0	0	0
	Natural Death	0	0	0	0	0	0	0	0	0	0	0	0	0
	Escape	0	0	0	0	0	0	0	0	0	0	0	0	0
	Escape Attempt	0	0	0	0	0	0	0	0	0	0	0	0	0
	Drug Overdose	0	0	0	0	0	0	0	0	0	0	0	0	0
	Sexual Contact w/Offenders	0	0	0	0	0	0	0	0	0	0	1	0	1
	Suicide	0	0	0	0	0	0	0	0	0	0	0	0	0
	Suicide Attempts	0	0	0	0	0	0	0	0	0	0	0	0	0
	Subtotal (Prisoner Non-Assault)	0	0	0	0	0	0	0	0	0	0	1	0	1
Other														
	All Other	6	1	3	2	3	8	1	0	0	0	1	1	26
	Natural Disaster/Physical Plant	0	0	0	0	0	0	0	0	0	0	0	0	0
	Riot/Disturbance/Hostage/Demonstration	0	0	0	0	0	0	0	0	0	0	0	0	0
	Hostage Incident	0	0	0	0	0	0	0	0	0	0	0	0	0
	Visitor Related	0	0	0	0	0	0	0	0	0	0	0	0	0
	Subtotal ("Other")	6	1	3	2	3	8	1	0	0	0	1	1	26
Grand Total		6	3	3	3	4	8	2	0	0	1	2	2	34