

Michigan Department of Corrections

Public Act 124 of 2007
Critical Incident Reports, Section 911(2)
January 1, 2007 – December 31, 2007

Public Act 124 of 2007

Critical Incident Reports, Section 911(2)

By February 1, 2008, the department shall report to the senate and house appropriations subcommittees on corrections, the senate and house fiscal agencies, and the state budget director the number of critical incidents occurring each month by type and the number and severity of assaults occurring each month at each facility during calendar year 2007.

Report Criterion

Data documentation is consistent with
Michigan Department of Corrections,
Policy Directive 01.05.120
Critical Incident Reporting

Report Criterion

- » Assault based Critical Incidents are identified by Assault Categories I-VI
 - » **Category I** – Assault resulting in death or serious physical injury.
 - » **Category II** – Sexual assault with penetration.
 - » **Category III** – Sexual assault without penetration but involving more than intentional non-consensual touching (e.g., use of force, attempted sexual penetration).
 - » **Category IV** – Sexual assault not covered in Category II or III.
 - » **Category V** – Assault with non-serious physical injury.
 - » **Category VI** – Assault with no physical injury.

Report Criterion

- » Non-Assault based Critical Incidents are identified by the following categories:
 - »Employee Related
 - »Prisoner Related
 - »Other

Report Criterion

- » Data information specifies the actual number of Critical Incident Reports written
- » Many Critical Incident Reports may contain more than one situation which constitutes a “Critical Incident”
 - » For example, multiple assaults which occur during an incident will be summarized in one written report

Division of Data

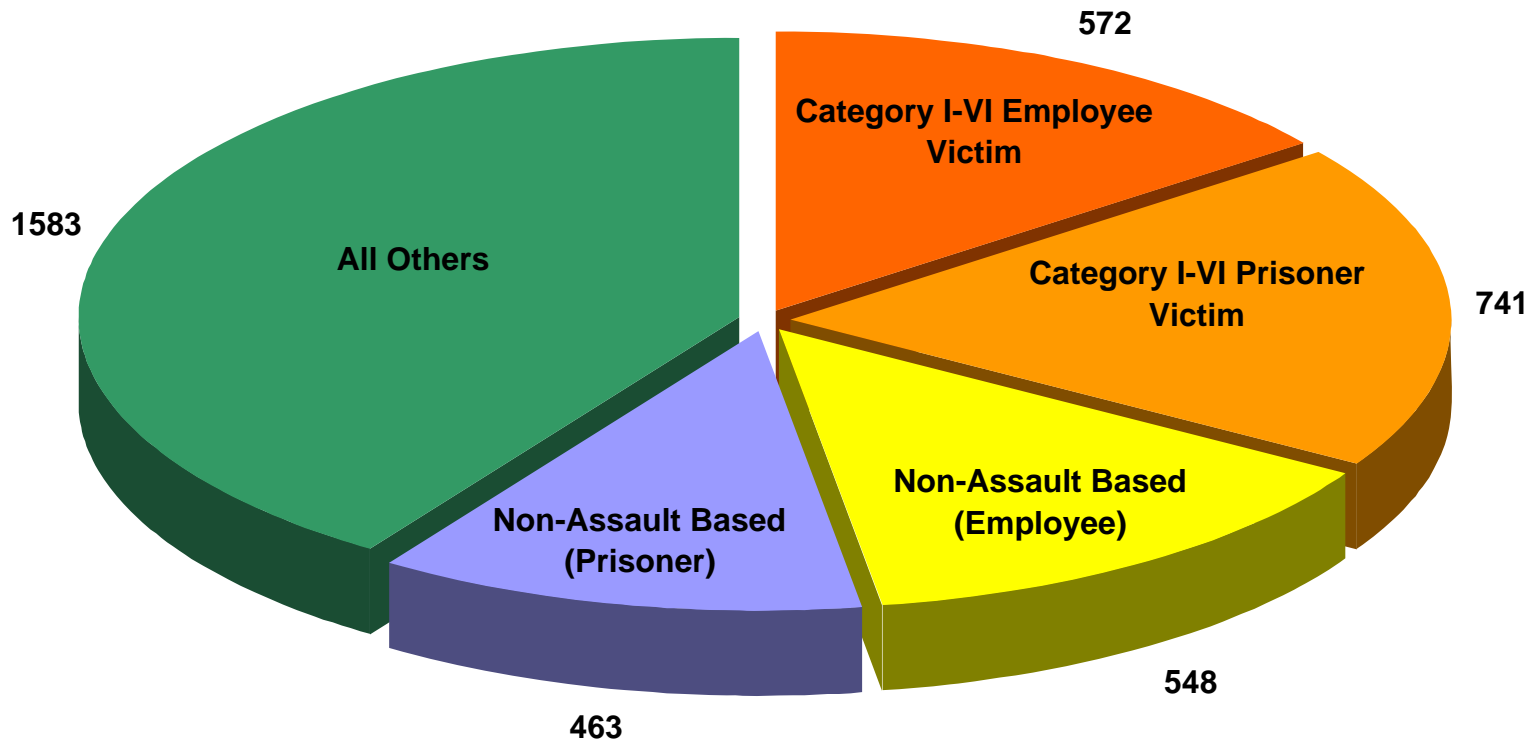
- » Correctional Facilities Administration
 - » Region I
 - » Facilities
 - » Region II
 - » Facilities
 - » Region III
 - » Facilities

**Michigan Department of Corrections, Public Act 124 of 2007, Boilerplate Reporting,
Critical Incident Reports, Section 911(2) January 1, 2007-December 31, 2007**

Correctional Facilities Administration, Grandview Plaza, 206 E. Michigan Ave., Lansing, MI 48909

Incidents which occurred off duty.		JAN	FEB	MAR	APR	MAY	JUN	JUL	AUG	SEP	OCT	NOV	DEC	TOTAL
Assault Based Critical Incidents														
Employee Victim														
Category I		1	0	0	0	0	0	1	0	2	0	0	0	4
Category II		0	0	0	0	0	0	0	0	0	0	0	0	0
Category III		1	1	0	0	0	0	1	1	0	1	0	0	5
Category IV		1	1	0	1	2	4	1	2	1	2	0	1	16
Category V		14	21	16	20	15	22	19	26	26	14	15	16	224
Category VI		34	38	26	20	23	25	28	31	24	27	27	20	323
Subtotal (Employee Victim Assault)		51	61	42	41	40	51	50	60	53	44	42	37	572
Prisoner Victim														
Category I		2	3	2	3	2	2	3	2	4	4	0	0	27
Category II		1	1	2	3	0	4	2	2	0	3	2	0	20
Category III		0	0	0	0	1	0	0	0	0	0	1	2	4
Category IV		3	3	4	6	3	2	3	8	6	6	3	5	52
Category V		56	44	39	36	37	36	29	47	34	48	40	33	479
Category VI		11	13	15	11	8	12	9	15	13	17	15	20	159
Subtotal (Prisoner Victim Assault)		73	64	62	59	51	56	46	74	57	78	61	60	741
Non-Assault Based Critical Incidents														
Employee														
Accidental Death		0	0	0	0	0	0	0	0	0	0	0	0	0
Natural Death		0	0	0	0	1	1	1	1	0	0	0	0	4
Arrest for Felony or Misdemeanor		5	2	12	6	9	5	7	9	6	9	8	7	85
Firearm Discharge		0	0	0	0	0	0	0	0	0	0	0	0	0
Chemical Agent Discharge		8	3	7	14	8	8	12	8	15	14	12	15	124
Use of Force for Prisoner Control		33	23	32	21	28	26	23	37	28	30	20	19	320
Loss or Theft of Firearm, Chemical Agent or Ammo		1	0	1	0	1	0	0	0	0	5	2	2	10
Suicide		0	0	0	0	0	0	0	0	0	0	1	0	1
Suicide Attempts		0	0	1	0	0	0	0	1	0	0	0	2	4
Subtotal (Employee Non-Assault)		47	28	53	41	47	40	43	56	49	53	46	45	548
Prisoner														
Accidental Death		1	0	0	0	0	1	0	0	0	1	0	0	3
Natural Death		9	9	9	6	8	8	9	14	6	10	21	12	121
Escape		0	0	0	0	3	0	0	0	0	1	1	0	5
Escape Attempt		1	1	5	0	2	2	1	1	2	1	0	0	16
Drug Overdose		4	8	3	5	3	1	12	5	4	10	5	11	71
Sexual Contact w/Offenders		1	0	1	2	1	3	0	3	2	0	0	0	13
Suicide		0	0	1	0	0	1	1	0	0	0	0	0	3
Suicide Attempts		26	20	7	19	22	15	23	21	24	18	19	17	231
Subtotal (Prisoner Non-Assault)		42	38	26	32	39	31	46	44	38	41	46	40	463
Other														
All Other		111	109	112	108	133	135	121	130	123	137	112	114	1445
Natural Disaster/Physical Plant		4	6	3	6	2	9	17	13	9	9	6	7	91
Riot/Disturbance/Demonstration		1	1	1	0	1	0	1	0	0	1	0	0	6
Hostage Incident		0	0	0	0	0	0	0	0	0	0	0	0	0
Visitor Related		7	1	2	2	3	8	2	8	1	2	2	3	41
Subtotal ("Other")		123	117	118	116	139	152	141	151	133	149	120	124	1583
Grand Total		336	308	301	289	316	330	326	385	330	365	315	306	3907

CFA Critical Incident Totals, 2007



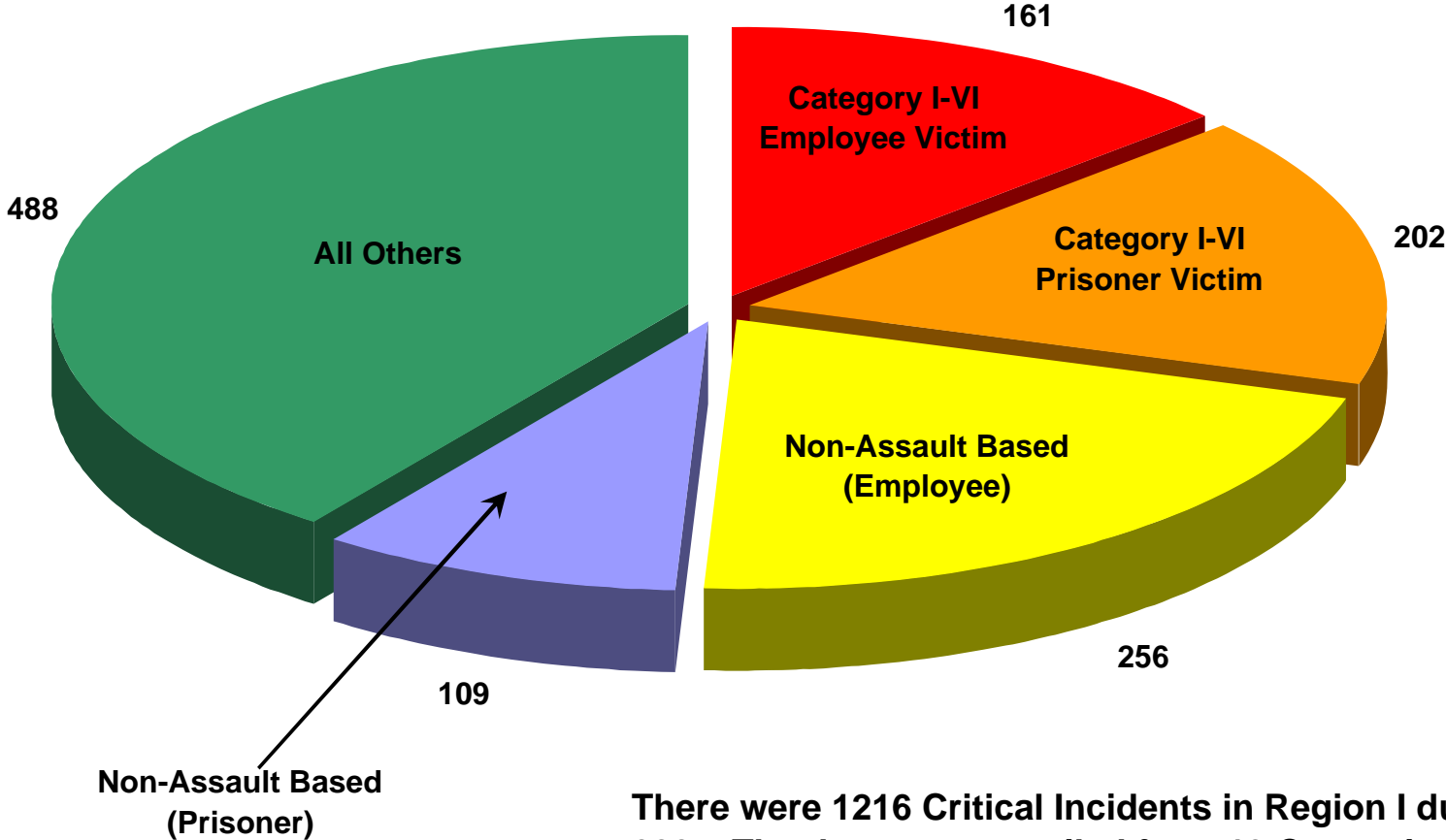
**There were 3907 Critical Incidents in CFA during 2007.
The data was compiled from 43 Correctional Facilities and 10
Correctional Camps from January 1, 2007 - December 31, 2007.**

**Michigan Department of Corrections, Public Act 124 of 2007, Boilerplate Reporting,
Critical Incident Reports, Section 911(2) January 1, 2007-December 31, 2007**

Region I, 4657 W. Industrial Drive, Kincheloe, MI 49788

Incidents which occurred off duty.		JAN	FEB	MAR	APR	MAY	JUN	JUL	AUG	SEP	OCT	NOV	DEC	TOTAL
Assault Based Critical Incidents														
Employee Victim														
Category I		0	0	0	0	0	0	0	0	0	0	0	0	0
Category II		0	0	0	0	0	0	0	0	0	0	0	0	0
Category III		0	1	0	0	0	0	0	0	0	1	0	0	2
Category IV		0	0	0	0	0	0	0	1	0	0	0	1	2
Category V		4	8	7	5	5	4	4	6	7	4	3	2	59
Category VI		10	13	9	3	8	6	11	12	10	6	9	1	98
Subtotal (Employee Victim Assault)		14	22	16	8	13	10	15	19	17	11	12	4	161
Prisoner Victim														
Category I		0	1	0	1	1	1	1	0	1	0	0	0	6
Category II		0	1	0	0	0	0	1	0	0	0	1	0	3
Category III		0	0	0	0	0	0	0	0	0	0	0	0	0
Category IV		0	0	0	1	0	0	0	1	0	0	0	0	2
Category V		21	19	12	10	18	10	11	14	11	13	11	13	163
Category VI		3	4	4	1	1	1	0	1	3	3	3	4	28
Subtotal (Prisoner Victim Assault)		24	25	16	13	20	12	13	16	15	16	15	17	202
Non-Assault Based Critical Incidents														
Employee														
Accidental Death		0	0	0	0	0	0	0	0	0	0	0	0	0
Natural Death		0	0	0	0	1	0	0	0	0	0	0	0	1
Arrest for Felony or Misdemeanor		4	0	3	3	2	2	2	3	0	2	3	5	29
Firearm Discharge		0	0	0	0	0	0	0	0	0	0	0	0	0
Chemical Agent Discharge		4	1	3	9	5	7	3	3	4	6	5	5	55
Use of Force for Prisoner Control		14	12	19	13	12	16	11	18	16	17	9	9	166
Loss or Theft of Firearm, Chemical Agent or Ammo		1	0	0	0	0	0	0	0	0	2	1	1	4
Suicide		0	0	0	0	0	0	0	0	0	0	0	0	0
Suicide Attempts		0	0	0	0	0	0	0	0	0	0	0	1	1
Subtotal (Employee Non-Assault)		23	13	25	25	20	25	16	24	20	25	19	21	256
Prisoner														
Accidental Death		0	0	0	0	0	1	0	0	0	1	0	0	2
Natural Death		0	1	1	0	0	0	0	0	1	0	1	2	6
Escape		0	0	0	0	1	0	0	0	0	0	1	0	2
Escape Attempt		0	1	4	0	2	1	0	0	0	1	0	0	9
Drug Overdose		1	2	0	3	1	0	3	0	2	4	3	7	26
Sexual Contact w/Offenders		0	0	0	0	0	0	0	1	1	0	0	0	2
Suicide		0	0	1	0	0	0	1	0	0	0	0	0	2
Suicide Attempts		9	5	1	5	2	3	4	10	9	7	3	2	60
Subtotal (Prisoner Non-Assault)		10	9	7	8	6	5	8	11	13	13	8	11	109
Other														
All Other		33	25	24	38	50	42	41	50	46	38	35	21	443
Natural Disaster/Physical Plant		1	2	0	2	2	4	10	6	6	1	2	3	39
Riot/Disturbance/Demonstration		0	0	1	0	0	0	0	0	0	0	0	0	1
Hostage Incident		0	0	0	0	0	0	0	0	0	0	0	0	0
Visitor Related		0	0	1	0	0	1	1	2	0	0	0	0	5
Subtotal ("Other")		34	27	26	40	52	47	52	58	52	39	37	24	488
Grand Total		105	96	90	94	111	99	104	128	117	104	91	77	1216

Region I Critical Incident Totals, 2007



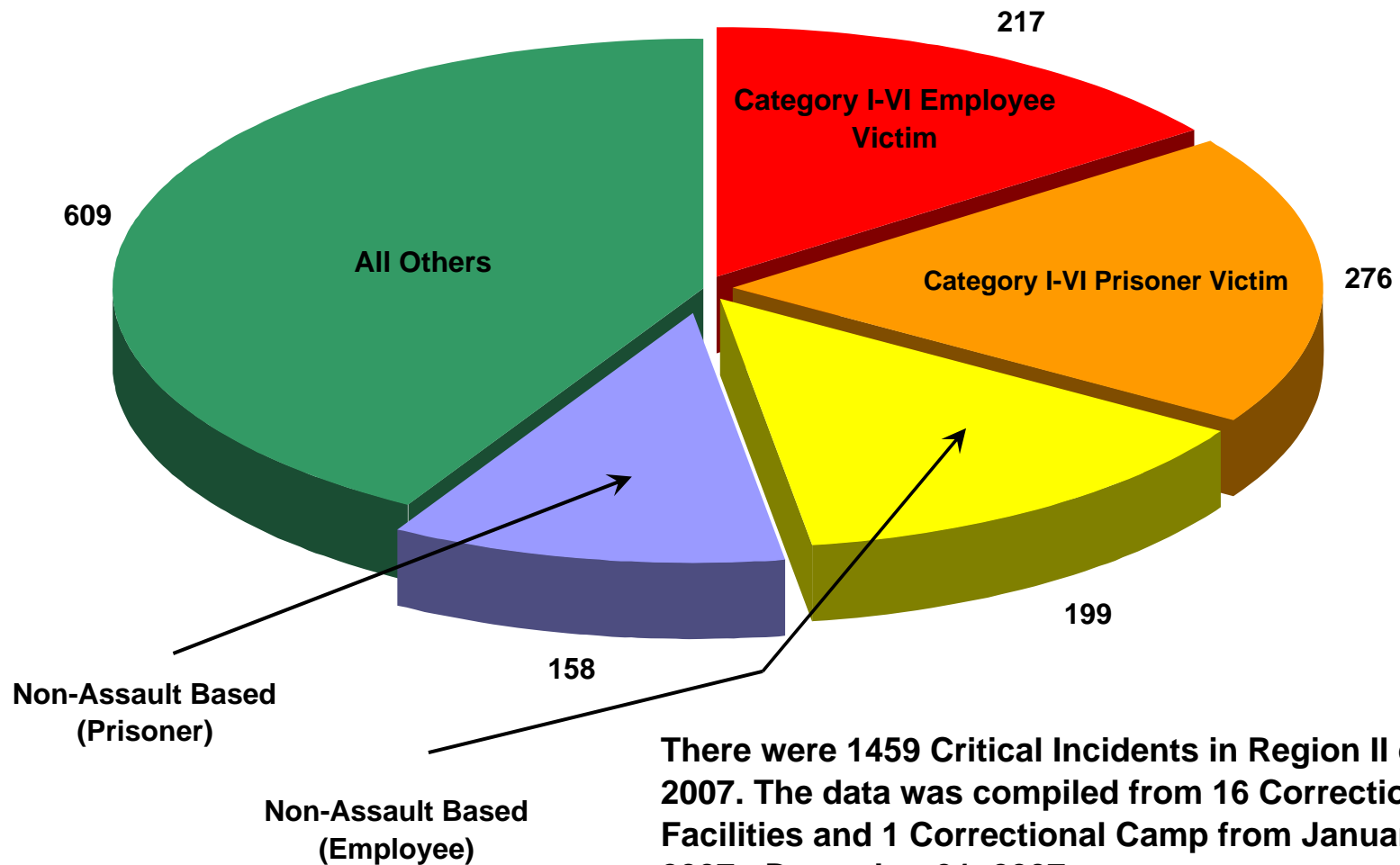
There were 1216 Critical Incidents in Region I during 2007. The data was compiled from 13 Correctional Facilities and 5 Correctional Camps from January 1, 2007 - December 31, 2007.

**Michigan Department of Corrections, Public Act 124 of 2007, Boilerplate Reporting,
Critical Incident Reports, Section 911(2) January 1, 2007-December 31, 2007**

Region II, 777 W. Riverside Drive, Ionia, MI 48846

Incidents which occurred off duty.		JAN	FEB	MAR	APR	MAY	JUN	JUL	AUG	SEP	OCT	NOV	DEC	TOTAL
Assault Based Critical Incidents														
Employee Victim														
Category I		1	0	0	0	0	0	0	0	0	0	0	0	1
Category II		0	0	0	0	0	0	0	0	0	0	0	0	0
Category III		0	0	0	0	0	0	0	0	0	0	0	0	0
Category IV		0	1	0	1	1	2	1	0	1	1	0	0	8
Category V		5	8	5	6	3	12	8	6	5	6	6	6	76
Category VI		18	17	10	8	8	11	8	14	8	10	10	10	132
Subtotal (Employee Victim Assault)		24	26	15	15	12	25	17	20	14	17	16	16	217
Prisoner Victim														
Category I		1	0	1	2	1	1	2	1	2	1	0	0	12
Category II		1	0	2	1	0	4	0	1	0	2	1	0	12
Category III		0	0	0	0	1	0	0	0	0	0	0	1	2
Category IV		0	1	0	0	1	0	2	3	1	2	0	1	11
Category V		22	15	15	15	12	14	10	22	13	18	13	8	177
Category VI		4	3	6	5	2	8	4	7	1	9	5	8	62
Subtotal (Prisoner Victim Assault)		28	19	24	23	17	27	18	34	17	32	19	18	276
Non-Assault Based Critical Incidents														
Employee														
Accidental Death		0	0	0	0	0	0	0	0	0	0	0	0	0
Natural Death		0	0	0	0	0	0	0	1	0	0	0	0	1
Arrest for Felony or Misdemeanor		1	1	4	1	4	2	4	4	1	5	3	1	31
Firearm Discharge		0	0	0	0	0	0	0	0	0	0	0	0	0
Chemical Agent Discharge		2	0	4	5	3	1	8	4	10	7	4	7	55
Use of Force for Prisoner Control		16	7	3	4	15	8	9	11	10	10	9	6	108
Loss or Theft of Firearm, Chemical Agent or Ammo		0	0	1	0	1	0	0	0	0	0	0	0	2
Suicide		0	0	0	0	0	0	0	0	0	0	0	0	0
Suicide Attempts		0	0	1	0	0	0	0	1	0	0	0	0	2
Subtotal (Employee Non-Assault)		19	8	13	10	23	11	21	21	21	22	16	14	199
Prisoner														
Accidental Death		1	0	0	0	0	0	0	0	0	0	0	0	1
Natural Death		0	1	2	1	0	2	2	1	1	1	2	0	13
Escape		0	0	0	0	0	0	0	0	0	1	0	0	1
Escape Attempt		1	0	0	0	0	1	0	1	1	0	0	0	4
Drug Overdose		0	6	1	2	2	1	5	3	1	2	2	3	28
Sexual Contact w/Offenders		0	0	1	1	1	2	0	1	1	0	0	0	7
Suicide		0	0	0	0	0	0	0	0	0	0	0	0	0
Suicide Attempts		11	10	4	7	9	5	7	8	12	7	14	10	104
Subtotal (Prisoner Non-Assault)		13	17	8	11	12	11	14	14	16	11	18	13	158
Other														
All Other		47	40	41	40	46	49	52	52	43	46	34	60	550
Natural Disaster/Physical Plant		1	3	1	1	0	4	2	6	1	6	4	1	30
Riot/Disturbance/Demonstration		0	1	0	0	0	0	1	0	0	0	0	0	2
Hostage Incident		0	0	0	0	0	0	0	0	0	0	0	0	0
Visitor Related		3	1	0	2	3	7	0	4	1	2	1	3	27
Subtotal ("Other")		51	45	42	43	49	60	55	62	45	54	39	64	609
Grand Total		135	115	102	102	113	134	125	151	113	136	108	125	1459

Region II Critical Incident Totals, 2007

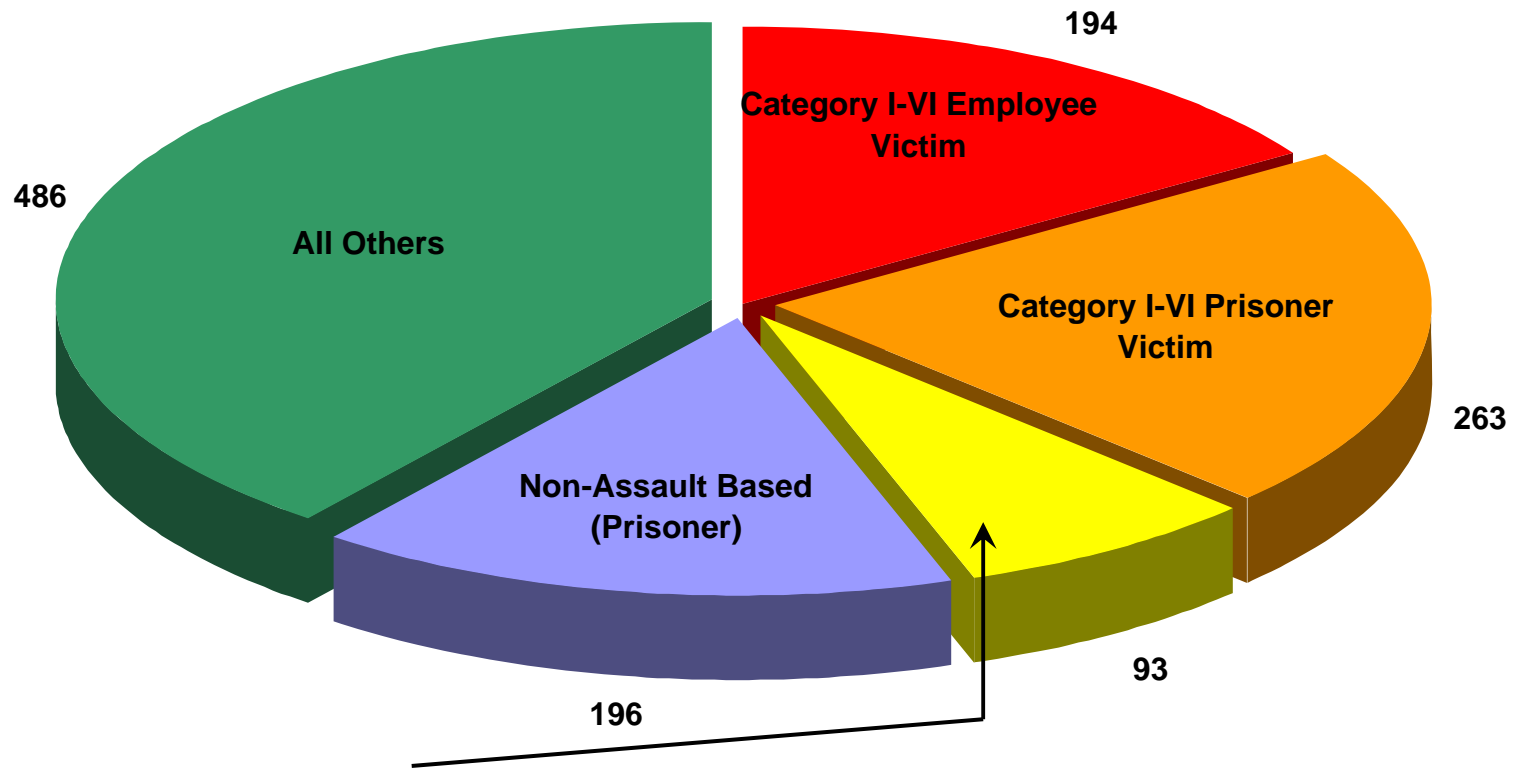


**Michigan Department of Corrections, Public Act 124 of 2007, Boilerplate Reporting,
Critical Incident Reports, Section 911(2) January 1, 2007-December 31, 2007**

Region III, 3955 Cooper Street, Jackson, MI 49201

Incidents which occurred off duty.		JAN	FEB	MAR	APR	MAY	JUN	JUL	AUG	SEP	OCT	NOV	DEC	TOTAL
Assault Based Critical Incidents														
Employee Victim														
Category I		0	0	0	0	0	0	1	0	2	0	0	0	3
Category II		0	0	0	0	0	0	0	0	0	0	0	0	0
Category III		1	0	0	0	0	0	1	1	0	0	0	0	3
Category IV		1	0	0	0	1	2	0	1	0	1	0	0	6
Category V		5	5	4	9	7	6	7	14	14	4	6	8	89
Category VI		6	8	7	9	7	8	9	5	6	11	8	9	93
Subtotal (Employee Victim Assault)		13	13	11	18	15	16	18	21	22	16	14	17	194
Prisoner Victim														
Category I		1	2	1	0	0	0	0	1	1	3	0	0	9
Category II		0	0	0	2	0	0	1	1	0	1	0	0	5
Category III		0	0	0	0	0	0	0	0	0	0	1	1	2
Category IV		3	2	4	5	2	2	1	4	5	4	3	4	39
Category V		13	10	12	11	7	12	8	11	10	17	16	12	139
Category VI		4	6	5	5	5	3	5	7	9	5	7	8	69
Subtotal (Prisoner Victim Assault)		21	20	22	23	14	17	15	24	25	30	27	25	263
Non-Assault Based Critical Incidents														
Employee														
Accidental Death		0	0	0	0	0	0	0	0	0	0	0	0	0
Natural Death		0	0	0	0	0	1	1	0	0	0	0	0	2
Arrest for Felony or Misdemeanor		0	1	5	2	3	1	1	2	5	2	2	1	25
Firearm Discharge		0	0	0	0	0	0	0	0	0	0	0	0	0
Chemical Agent Discharge		2	2	0	0	0	0	1	1	1	1	3	3	14
Use of Force for Prisoner Control		3	4	10	4	1	2	3	8	2	3	2	4	46
Loss or Theft of Firearm, Chemical Agent or Ammo		0	0	0	0	0	0	0	0	0	0	3	1	4
Suicide		0	0	0	0	0	0	0	0	0	0	1	0	1
Suicide Attempts		0	0	0	0	0	0	0	0	0	0	0	1	1
Subtotal (Employee Non-Assault)		5	7	15	6	4	4	6	11	8	6	11	10	93
Prisoner														
Accidental Death		0	0	0	0	0	0	0	0	0	0	0	0	0
Natural Death		9	7	6	5	8	6	7	13	4	9	18	10	102
Escape		0	0	0	0	2	0	0	0	0	0	0	0	2
Escape Attempt		0	0	1	0	0	0	1	0	1	0	0	0	3
Drug Overdose		3	0	2	0	0	0	4	2	1	4	0	1	17
Sexual Contact w/Offenders		1	0	0	1	0	1	0	1	0	0	0	0	4
Suicide		0	0	0	0	0	1	0	0	0	0	0	0	1
Suicide Attempts		6	5	2	7	11	7	12	3	3	4	2	5	67
Subtotal (Prisoner Non-Assault)		19	12	11	13	21	15	24	19	9	17	20	16	196
Other														
All Other		31	44	47	30	37	44	28	28	34	53	43	33	452
Natural Disaster/Physical Plant		2	1	2	3	0	1	5	1	2	2	0	3	22
Riot/Disturbance/Demonstration		1	0	0	0	1	0	0	0	0	1	0	0	3
Hostage Incident		0	0	0	0	0	0	0	0	0	0	0	0	0
Visitor Related		4	0	1	0	0	0	1	2	0	0	1	0	9
Subtotal ("Other")		38	45	50	33	38	45	34	31	36	56	44	36	486
Grand Total		96	97	109	93	92	97	97	106	100	125	116	104	1232

Region III Critical Incident Totals, 2007



Non-Assault Based
(Employee)

There were 1232 Critical Incidents in Region III during 2007. The data was compiled from 14 Correctional Facilities and 4 Correctional Camps from January 1, 2007 - December 31, 2007.

**Michigan Department of Corrections, Public Act 124 of 2007, Boilerplate Reporting,
Critical Incident Reports, Section 911(2) January 1, 2007-December 31, 2007**

Florence Crane Correctional Facility, 38 Fourth Street, Coldwater, MI 49036

➤ Incidents which occurred off duty.		JAN	FEB	MAR	APR	MAY	JUN	JUL	AUG	SEP	OCT	NOV	DEC	TOTAL
Assault Based Critical Incidents														
Employee Victim														
	Category I	0	0	0	0	0	0	0	0	0	0	0	0	0
	Category II	0	0	0	0	0	0	0	0	0	0	0	0	0
	Category III	0	0	0	0	0	0	0	0	0	0	0	0	0
	Category IV	0	0	0	0	0	0	0	0	0	0	0	0	0
	Category V	0	0	0	0	0	0	0	0	0	0	0	0	0
	Category VI	0	0	2	0	0	0	1	1	0	0	0	0	4
	Subtotal (Employee Victim Assault)	0	0	2	0	0	0	1	1	0	0	0	0	4
Prisoner Victim														
	Category I	0	0	0	1	0	0	0	0	0	0	0	0	1
	Category II	0	0	0	1	0	0	0	0	0	0	0	0	1
	Category III	0	0	0	0	0	0	0	0	0	0	0	0	0
	Category IV	0	0	0	0	0	0	0	0	0	0	0	0	0
	Category V	0	0	1	1	0	0	1	1	1	0	1	0	6
	Category VI	0	0	2	0	0	1	0	1	0	2	0	0	6
	Subtotal (Prisoner Victim Assault)	0	0	3	3	0	1	1	2	1	2	1	0	14
Non-Assault Based Critical Incidents														
Employee														
	Accidental Death	0	0	0	0	0	0	0	0	0	0	0	0	0
	Natural Death	0	0	0	0	0	0	0	0	0	0	0	0	0
➤	Arrest for Felony or Misdemeanor	0	0	0	0	0	0	0	1	1	0	0	0	2
	Firearm Discharge	0	0	0	0	0	0	0	0	0	0	0	0	0
	Chemical Agent Discharge	0	0	0	0	0	0	0	0	0	0	0	0	0
	Use of Force for Prisoner Control	0	0	0	0	0	0	0	0	0	0	0	0	0
	Loss or Theft of Firearm, Chemical Agent or Ammo	0	0	0	0	0	0	0	0	0	0	0	0	0
➤	Suicide	0	0	0	0	0	0	0	0	0	0	0	0	0
➤	Suicide Attempts	0	0	0	0	0	0	0	0	0	0	0	0	0
	Subtotal (Employee Non-Assault)	0	0	0	0	0	0	0	1	1	0	0	0	2
Prisoner														
	Accidental Death	0	0	0	0	0	0	0	0	0	0	0	0	0
	Natural Death	0	0	0	0	0	0	1	0	0	0	1	0	2
	Escape	0	0	0	0	0	0	0	0	0	0	0	0	0
	Escape Attempt	0	0	0	0	0	0	0	0	0	0	0	0	0
	Drug Overdose	0	0	0	0	0	0	0	0	0	0	0	0	0
	Sexual Contact w/Offenders	0	0	0	1	0	0	0	0	0	0	0	0	1
	Suicide	0	0	0	0	0	0	0	0	0	0	0	0	0
	Suicide Attempts	1	0	0	0	0	0	0	0	0	0	0	0	1
	Subtotal (Prisoner Non-Assault)	1	0	0	1	0	0	1	0	0	0	1	0	4
Other														
	All Other	3	0	0	0	1	1	0	1	0	2	0	2	10
	Natural Disaster/Physical Plant	0	0	0	0	0	0	0	0	0	0	0	0	0
	Riot/Disturbance/Demonstration	0	1	0	0	0	0	0	0	0	0	0	0	1
	Hostage Incident	0	0	0	0	0	0	0	0	0	0	0	0	0
	Visitor Related	0	0	0	0	0	0	0	0	1	0	0	0	1
	Subtotal ("Other")	3	1	0	0	1	1	0	1	1	2	0	2	12
Grand Total		4	1	5	4	1	2	3	5	3	4	2	2	36

**Michigan Department of Corrections, Public Act 124 of 2007, Boilerplate Reporting,
Critical Incident Reports, Section 911(2) January 1, 2007-December 31, 2007**

Baraga Maximum Correctional Facility, 301 Wadaga Road, Baraga, MI 49908

➤ Incidents which occurred off duty.		JAN	FEB	MAR	APR	MAY	JUN	JUL	AUG	SEP	OCT	NOV	DEC	TOTAL
Assault Based Critical Incidents														
Employee Victim														
Category I		0	0	0	0	0	0	0	0	0	0	0	0	0
Category II		0	0	0	0	0	0	0	0	0	0	0	0	0
Category III		0	0	0	0	0	0	0	0	0	0	0	0	0
Category IV		0	0	0	0	0	0	0	0	0	0	0	0	0
Category V		0	1	1	2	1	0	0	1	1	0	0	0	7
Category VI		3	3	1	0	0	1	1	1	2	1	0	0	13
Subtotal (Employee Victim Assault)		3	4	2	2	1	1	1	2	3	1	0	0	20
Prisoner Victim														
Category I		0	0	0	0	0	0	0	0	0	0	0	0	0
Category II		0	0	0	0	0	0	0	0	0	0	0	0	0
Category III		0	0	0	0	0	0	0	0	0	0	0	0	0
Category IV		0	0	0	1	0	0	0	0	0	0	0	0	1
Category V		0	2	0	0	1	0	1	0	0	2	0	0	6
Category VI		0	0	0	0	0	0	0	0	0	0	0	0	0
Subtotal (Prisoner Victim Assault)		0	2	0	1	1	0	1	0	0	2	0	0	7
Non-Assault Based Critical Incidents														
Employee														
Accidental Death		0	0	0	0	0	0	0	0	0	0	0	0	0
Natural Death		0	0	0	0	0	0	0	0	0	0	0	0	0
➤ Arrest for Felony or Misdemeanor		1	0	1	0	0	0	0	1	0	1	0	1	5
Firearm Discharge		0	0	0	0	0	0	0	0	0	0	0	0	0
Chemical Agent Discharge		0	0	0	0	0	0	0	0	0	0	0	0	0
Use of Force for Prisoner Control		0	0	0	0	0	0	0	0	0	0	0	0	0
Loss or Theft of Firearm, Chemical Agent or Ammo		0	0	0	0	0	0	0	0	0	0	0	1	1
➤ Suicide		0	0	0	0	0	0	0	0	0	0	0	0	0
➤ Suicide Attempts		0	0	0	0	0	0	0	0	0	0	0	0	0
Subtotal (Employee Non-Assault)		1	0	1	0	0	0	0	1	0	1	0	2	6
Prisoner														
Accidental Death		0	0	0	0	0	0	0	0	0	0	0	0	0
Natural Death		0	0	0	0	0	0	0	0	0	0	0	0	0
Escape		0	0	0	0	0	0	0	0	0	0	0	0	0
Escape Attempt		0	0	0	0	0	0	0	0	0	0	0	0	0
Drug Overdose		0	0	0	0	0	0	3	0	1	2	2	4	12
Sexual Contact w/Offenders		0	0	0	0	0	0	0	0	0	0	0	0	0
Suicide		0	0	0	0	0	0	0	0	0	0	0	0	0
Suicide Attempts		1	1	0	2	1	2	1	2	1	0	1	0	12
Subtotal (Prisoner Non-Assault)		1	1	0	2	1	2	4	2	2	2	3	4	24
Other														
All Other		4	4	3	4	6	2	10	6	3	6	8	3	59
Natural Disaster/Physical Plant		0	0	0	0	0	0	1	0	0	0	1	0	2
Riot/Disturbance/Demonstration		0	0	0	0	0	0	0	0	0	0	0	0	0
Hostage Incident		0	0	0	0	0	0	0	0	0	0	0	0	0
Visitor Related		0	0	0	0	0	0	0	0	0	0	0	0	0
Subtotal ("Other")		4	4	3	4	6	2	11	6	3	6	9	3	61
Grand Total		9	11	6	9	9	5	17	11	8	12	12	9	118

**Michigan Department of Corrections, Public Act 124 of 2007, Boilerplate Reporting,
Critical Incident Reports, Section 911(2) January 1, 2007-December 31, 2007**

Gus Harrison Correctional Facility, 2727 E. Beecher St., Adrian, MI 49221

➤ Incidents which occurred off duty.		JAN	FEB	MAR	APR	MAY	JUN	JUL	AUG	SEP	OCT	NOV	DEC	TOTAL
Assault Based Critical Incidents														
Employee Victim														
Category I		0	0	0	0	0	0	0	0	0	0	0	0	0
Category II		0	0	0	0	0	0	0	0	0	0	0	0	0
Category III		0	0	0	0	0	0	0	0	0	0	0	0	0
Category IV		0	0	0	0	0	0	0	0	0	0	0	0	0
Category V		0	1	0	0	0	1	0	1	0	0	2	0	5
Category VI		0	0	0	0	1	0	2	1	3	2	0	1	10
Subtotal (Employee Victim Assault)		0	1	0	0	1	1	2	2	3	2	2	1	15
Prisoner Victim														
Category I		0	0	0	0	0	0	0	0	0	1	0	0	1
Category II		0	0	0	0	0	0	0	0	0	0	0	0	0
Category III		0	0	0	0	0	0	0	0	0	0	0	0	0
Category IV		0	0	0	0	0	0	0	0	0	0	0	0	0
Category V		2	1	3	0	1	3	1	2	0	1	1	3	18
Category VI		0	0	0	0	0	1	0	0	0	0	0	0	1
Subtotal (Prisoner Victim Assault)		2	1	3	0	1	4	1	2	0	2	1	3	20
Non-Assault Based Critical Incidents														
Employee														
Accidental Death		0	0	0	0	0	0	0	0	0	0	0	0	0
Natural Death		0	0	0	0	0	0	0	0	0	0	0	0	0
➤ Arrest for Felony or Misdemeanor		0	0	2	0	0	0	0	0	0	0	0	0	2
Firearm Discharge		0	0	0	0	0	0	0	0	0	0	0	0	0
Chemical Agent Discharge		0	0	0	0	0	0	0	0	0	0	3	0	3
Use of Force for Prisoner Control		1	3	3	3	0	2	2	4	2	3	2	3	28
Loss or Theft of Firearm, Chemical Agent or Ammo		0	0	0	0	0	0	0	0	0	0	0	0	0
➤ Suicide		0	0	0	0	0	0	0	0	0	0	0	0	0
➤ Suicide Attempts		0	0	0	0	0	0	0	0	0	0	0	0	0
Subtotal (Employee Non-Assault)		1	3	5	3	0	2	2	4	2	3	5	3	33
Prisoner														
Accidental Death		0	0	0	0	0	0	0	0	0	0	0	0	0
Natural Death		0	0	0	0	0	0	0	0	0	0	0	0	0
Escape		0	0	0	0	0	0	0	0	0	0	0	0	0
Escape Attempt		0	0	1	0	0	0	0	0	0	0	0	0	1
Drug Overdose		0	0	0	0	0	0	0	0	0	2	0	1	3
Sexual Contact w/Offenders		0	0	0	0	0	0	0	0	0	0	0	0	0
Suicide		0	0	0	0	0	0	0	0	0	0	0	0	0
Suicide Attempts		1	1	0	1	1	1	1	0	1	0	0	2	9
Subtotal (Prisoner Non-Assault)		1	1	1	1	1	1	1	0	1	2	0	3	13
Other														
All Other		0	0	2	4	1	1	2	0	1	1	0	2	14
Natural Disaster/Physical Plant		0	0	0	0	0	0	0	0	0	0	0	0	0
Riot/Disturbance/Demonstration		0	0	0	0	0	0	0	0	0	0	0	0	0
Hostage Incident		0	0	0	0	0	0	0	0	0	0	0	0	0
Visitor Related		0	0	0	0	0	0	0	0	0	0	0	0	0
Subtotal ("Other")		0	0	2	4	1	1	2	0	1	1	0	2	14
Grand Total		4	6	11	8	4	9	8	8	7	10	8	12	95

**Michigan Department of Corrections, Public Act 124 of 2007, Boilerplate Reporting,
Critical Incident Reports, Section 911(2) January 1, 2007-December 31, 2007**

Parr Highway Correctional Facility, 2727 E. Beecher St., Adrian, MI 49221

➤ Incidents which occurred off duty.		JAN	FEB	MAR	APR	MAY	JUN	JUL	AUG	SEP	OCT	NOV	DEC	TOTAL
Assault Based Critical Incidents														
Employee Victim														
	Category I	0	0	0	0	0	0	0	0	0	0	0	0	0
	Category II	0	0	0	0	0	0	0	0	0	0	0	0	0
	Category III	0	0	0	0	0	0	0	0	0	0	0	0	0
	Category IV	0	0	0	0	0	0	0	0	0	0	0	0	0
	Category V	1	0	1	0	0	0	0	1	0	0	0	0	3
	Category VI	0	0	0	0	0	0	1	0	0	0	1	0	2
	Subtotal (Employee Victim Assault)	1	0	1	0	0	0	1	1	0	0	1	0	5
Prisoner Victim														
	Category I	0	0	0	0	0	0	0	0	0	0	0	0	0
	Category II	0	0	0	0	0	0	0	0	0	0	0	0	0
	Category III	0	0	0	0	0	0	0	0	0	0	0	0	0
	Category IV	0	0	0	0	0	0	1	0	0	0	1	0	2
	Category V	1	1	1	0	0	0	1	1	0	1	0	0	6
	Category VI	0	0	0	0	0	0	0	0	1	0	0	0	1
	Subtotal (Prisoner Victim Assault)	1	1	1	0	0	0	2	1	0	2	1	0	9
Non-Assault Based Critical Incidents														
Employee														
	Accidental Death	0	0	0	0	0	0	0	0	0	0	0	0	0
	Natural Death	0	0	0	0	0	1	1	0	0	0	0	0	2
➤	Arrest for Felony or Misdemeanor	0	0	1	0	0	0	0	0	0	1	0	0	2
	Firearm Discharge	0	0	0	0	0	0	0	0	0	0	0	0	0
	Chemical Agent Discharge	0	0	0	0	0	0	0	0	0	0	0	0	0
	Use of Force for Prisoner Control	0	0	1	0	0	0	0	0	0	0	0	0	1
	Loss or Theft of Firearm, Chemical Agent or Ammo	0	0	0	0	0	0	0	0	0	0	0	0	0
➤	Suicide	0	0	0	0	0	0	0	0	0	0	0	0	0
➤	Suicide Attempts	0	0	0	0	0	0	0	0	0	0	0	0	0
	Subtotal (Employee Non-Assault)	0	0	2	0	0	1	1	0	0	1	0	0	5
Prisoner														
	Accidental Death	0	0	0	0	0	0	0	0	0	0	0	0	0
	Natural Death	0	1	1	1	0	0	0	0	0	0	0	0	3
	Escape	0	0	0	0	0	0	0	0	0	0	0	0	0
	Escape Attempt	0	0	0	0	0	0	0	0	0	0	0	0	0
	Drug Overdose	0	0	0	0	0	0	0	0	1	0	0	0	1
	Sexual Contact w/Offenders	0	0	0	0	0	0	0	0	0	0	0	0	0
	Suicide	0	0	0	0	0	0	0	0	0	0	0	0	0
	Suicide Attempts	0	0	0	0	0	0	0	0	0	0	0	0	0
	Subtotal (Prisoner Non-Assault)	0	1	1	1	0	0	0	0	1	0	0	0	4
Other														
	All Other	0	0	0	0	0	0	0	0	0	0	0	0	0
	Natural Disaster/Physical Plant	0	0	0	0	0	0	0	0	0	0	0	0	0
	Riot/Disturbance/Demonstration	1	0	0	0	0	0	0	0	0	1	0	0	2
	Hostage Incident	0	0	0	0	0	0	0	0	0	0	0	0	0
	Visitor Related	0	0	0	0	0	0	0	0	0	0	0	0	0
	Subtotal ("Other")	1	0	0	0	0	0	0	0	0	1	0	0	2
Grand Total		3	2	5	1	0	1	4	2	1	4	2	0	25

**Michigan Department of Corrections, Public Act 124 of 2007, Boilerplate Reporting,
Critical Incident Reports, Section 911(2) January 1, 2007-December 31, 2007**

Carson City Correctional Facility, 10522 Boyer Road, Carson City, MI 48811

➤ Incidents which occurred off duty.		JAN	FEB	MAR	APR	MAY	JUN	JUL	AUG	SEP	OCT	NOV	DEC	TOTAL
Assault Based Critical Incidents														
Employee Victim														
	Category I	0	0	0	0	0	0	0	0	0	0	0	0	0
	Category II	0	0	0	0	0	0	0	0	0	0	0	0	0
	Category III	0	0	0	0	0	0	0	0	0	0	0	0	0
	Category IV	0	0	0	0	0	0	0	0	0	0	0	0	0
	Category V	0	0	0	0	0	1	0	0	0	0	0	0	1
	Category VI	1	0	0	0	0	0	1	1	0	3	1	1	8
	Subtotal (Employee Victim Assault)	1	0	0	0	0	1	1	1	0	3	1	1	9
Prisoner Victim														
	Category I	0	0	0	0	0	0	0	0	0	0	0	0	0
	Category II	0	0	0	0	0	0	0	0	0	0	0	0	0
	Category III	0	0	0	0	0	0	0	0	0	0	0	0	0
	Category IV	0	1	0	0	0	0	0	0	0	0	0	0	1
	Category V	1	1	0	0	0	0	0	1	0	2	0	1	6
	Category VI	1	0	2	2	0	0	0	0	0	0	0	0	5
	Subtotal (Prisoner Victim Assault)	2	2	2	2	0	0	0	1	0	2	0	1	12
Non-Assault Based Critical Incidents														
Employee														
	Accidental Death	0	0	0	0	0	0	0	0	0	0	0	0	0
	Natural Death	0	0	0	0	0	0	0	0	0	0	0	0	0
➤	Arrest for Felony or Misdemeanor	0	0	0	0	0	0	0	0	0	0	0	0	0
	Firearm Discharge	0	0	0	0	0	0	0	0	0	0	0	0	0
	Chemical Agent Discharge	0	0	0	0	0	0	0	1	0	0	0	0	1
	Use of Force for Prisoner Control	0	0	0	0	0	0	0	0	0	0	0	0	0
	Loss or Theft of Firearm, Chemical Agent or Ammo	0	0	0	0	0	0	0	0	0	0	0	0	0
➤	Suicide	0	0	0	0	0	0	0	0	0	0	0	0	0
➤	Suicide Attempts	0	0	0	0	0	0	0	0	0	0	0	0	0
	Subtotal (Employee Non-Assault)	0	0	0	0	0	0	0	1	0	0	0	0	1
Prisoner														
	Accidental Death	0	0	0	0	0	0	0	0	0	0	0	0	0
	Natural Death	0	0	0	0	0	0	0	0	0	0	0	0	0
	Escape	0	0	0	0	0	0	0	0	0	0	0	0	0
	Escape Attempt	0	0	0	0	0	0	0	0	0	0	0	0	0
	Drug Overdose	0	0	0	0	0	0	0	0	0	0	0	0	0
	Sexual Contact w/Offenders	0	0	0	0	0	0	0	0	0	0	0	0	0
	Suicide	0	0	0	0	0	0	0	0	0	0	0	0	0
	Suicide Attempts	0	0	0	0	0	1	0	1	0	0	0	0	2
	Subtotal (Prisoner Non-Assault)	0	0	0	0	0	1	0	1	0	0	0	0	2
Other														
	All Other	2	3	0	1	1	1	0	0	1	3	0	0	12
	Natural Disaster/Physical Plant	0	0	0	0	0	0	0	0	0	1	0	0	1
	Riot/Disturbance/Demonstration	0	0	0	0	0	0	0	0	0	0	0	0	0
	Hostage Incident	0	0	0	0	0	0	0	0	0	0	0	0	0
	Visitor Related	1	0	0	0	0	3	0	1	0	0	0	2	7
	Subtotal ("Other")	3	3	0	1	1	4	0	1	1	4	0	2	20
Grand Total		6	5	2	3	1	6	1	5	1	9	1	4	44

**Michigan Department of Corrections, Public Act 124 of 2007, Boilerplate Reporting,
Critical Incident Reports, Section 911(2) January 1, 2007-December 31, 2007**

Oaks Correctional Facility, 1500 Caberfae Highway, Manistee, MI 49660

➤ Incidents which occurred off duty.		JAN	FEB	MAR	APR	MAY	JUN	JUL	AUG	SEP	OCT	NOV	DEC	TOTAL
Assault Based Critical Incidents														
Employee Victim														
Category I		0	0	0	0	0	0	0	0	0	0	0	0	0
Category II		0	0	0	0	0	0	0	0	0	0	0	0	0
Category III		0	0	0	0	0	0	0	0	0	0	0	0	0
Category IV		0	0	0	0	0	0	0	0	0	0	0	0	0
Category V		0	2	2	0	0	0	0	1	0	0	1	0	6
Category VI		1	1	1	0	3	1	0	1	3	3	3	0	17
Subtotal (Employee Victim Assault)		1	3	3	0	3	1	0	2	3	3	4	0	23
Prisoner Victim														
Category I		0	0	0	0	0	0	0	0	0	0	0	0	0
Category II		0	0	0	0	0	0	0	0	0	0	0	0	0
Category III		0	0	0	0	0	0	0	0	0	0	0	0	0
Category IV		0	0	0	0	0	0	0	1	0	0	0	0	1
Category V		1	4	0	0	0	0	0	0	0	0	0	0	5
Category VI		0	0	1	0	0	0	0	0	0	0	1	0	2
Subtotal (Prisoner Victim Assault)		1	4	1	0	0	0	0	1	0	0	1	0	8
Non-Assault Based Critical Incidents														
Employee														
Accidental Death		0	0	0	0	0	0	0	0	0	0	0	0	0
Natural Death		0	0	0	0	0	0	0	0	0	0	0	0	0
➤ Arrest for Felony or Misdemeanor		0	0	0	0	0	0	0	0	0	0	0	0	0
Firearm Discharge		0	0	0	0	0	0	0	0	0	0	0	0	0
Chemical Agent Discharge		0	0	0	0	0	0	0	0	1	1	0	0	2
Use of Force for Prisoner Control		5	3	5	2	4	2	1	2	6	4	0	1	35
Loss or Theft of Firearm, Chemical Agent or Ammo		0	0	0	0	0	0	0	0	0	0	2	0	2
➤ Suicide		0	0	0	0	0	0	0	0	0	0	0	0	0
➤ Suicide Attempts		0	0	0	0	0	0	0	0	0	0	0	1	1
Subtotal (Employee Non-Assault)		5	3	5	2	4	2	1	2	7	5	2	2	40
Prisoner														
Accidental Death		0	0	0	0	0	0	0	0	0	0	0	0	0
Natural Death		0	0	0	0	0	0	0	0	0	0	0	0	0
Escape		0	0	0	0	0	0	0	0	0	0	0	0	0
Escape Attempt		0	0	0	0	0	0	0	0	0	0	0	0	0
Drug Overdose		0	0	0	0	0	0	0	0	0	1	0	0	1
Sexual Contact w/Offenders		0	0	0	0	0	0	0	0	0	0	0	0	0
Suicide		0	0	1	0	0	0	0	0	0	0	0	0	1
Suicide Attempts		1	0	0	0	0	0	0	1	3	0	0	0	5
Subtotal (Prisoner Non-Assault)		1	0	1	0	0	0	0	1	3	1	0	0	7
Other														
All Other		0	0	0	0	0	0	0	0	0	1	0	0	1
Natural Disaster/Physical Plant		0	1	0	0	0	0	1	0	2	0	0	0	4
Riot/Disturbance/Demonstration		0	0	0	0	0	0	0	0	0	0	0	0	0
Hostage Incident		0	0	0	0	0	0	0	0	0	0	0	0	0
Visitor Related		0	0	0	0	0	0	0	0	0	0	0	0	0
Subtotal ("Other")		0	1	0	0	0	0	1	0	2	1	0	0	5
Grand Total		8	11	10	2	7	3	2	6	15	10	7	2	83

**Michigan Department of Corrections, Public Act 124 of 2007, Boilerplate Reporting,
Critical Incident Reports, Section 911(2) January 1, 2007-December 31, 2007**

Hiawatha Correctional Facility, 4533 W. Industrial Park Drive, Kincheloe, MI 49786

Incidents which occurred off duty.		JAN	FEB	MAR	APR	MAY	JUN	JUL	AUG	SEP	OCT	NOV	DEC	TOTAL
Assault Based Critical Incidents														
Employee Victim														
	Category I	0	0	0	0	0	0	0	0	0	0	0	0	0
	Category II	0	0	0	0	0	0	0	0	0	0	0	0	0
	Category III	0	0	0	0	0	0	0	0	0	0	0	0	0
	Category IV	0	0	0	0	0	0	0	0	0	0	0	0	0
	Category V	0	0	0	0	0	0	0	0	0	0	0	0	0
	Category VI	0	1	0	2	0	0	0	2	0	0	0	0	5
	Subtotal (Employee Victim Assault)	0	1	0	2	0	0	0	2	0	0	0	0	5
Prisoner Victim														
	Category I	0	0	0	0	0	0	0	0	0	0	0	0	0
	Category II	0	0	0	0	0	0	0	0	0	0	0	0	0
	Category III	0	0	0	0	0	0	0	0	0	0	0	0	0
	Category IV	0	0	0	0	0	0	0	0	0	0	0	0	0
	Category V	2	0	2	1	1	2	1	1	0	0	0	1	11
	Category VI	2	0	0	1	0	0	0	0	2	0	0	0	5
	Subtotal (Prisoner Victim Assault)	4	0	2	2	1	2	1	1	2	0	0	1	16
Non-Assault Based Critical Incidents														
Employee														
	Accidental Death	0	0	0	0	0	0	0	0	0	0	0	0	0
	Natural Death	0	0	0	0	0	0	0	0	0	0	0	0	0
➔	Arrest for Felony or Misdemeanor	0	0	0	0	0	0	0	0	0	0	0	0	0
	Firearm Discharge	0	0	0	0	0	0	0	0	0	0	0	0	0
	Chemical Agent Discharge	0	0	0	0	0	0	0	0	0	0	0	0	0
	Use of Force for Prisoner Control	0	0	0	0	0	0	0	0	0	0	0	0	0
	Loss or Theft of Firearm, Chemical Agent or Ammo	1	0	0	0	0	0	0	0	0	0	0	0	1
➔	Suicide	0	0	0	0	0	0	0	0	0	0	0	0	0
➔	Suicide Attempts	0	0	0	0	0	0	0	0	0	0	0	0	0
	Subtotal (Employee Non-Assault)	1	0	0	0	0	0	0	0	0	0	0	0	1
Prisoner														
	Accidental Death	0	0	0	0	0	0	0	0	0	0	0	0	0
	Natural Death	0	0	0	0	0	0	0	0	0	0	0	0	0
	Escape	0	0	0	0	0	0	0	0	0	0	0	0	0
	Escape Attempt	0	0	0	0	0	0	0	0	0	0	0	0	0
	Drug Overdose	0	0	0	0	0	0	0	0	0	0	0	0	0
	Sexual Contact w/Offenders	0	0	0	0	0	0	0	0	0	0	0	0	0
	Suicide	0	0	0	0	0	0	0	0	0	0	0	0	0
	Suicide Attempts	0	0	0	0	0	0	0	0	0	0	0	0	0
	Subtotal (Prisoner Non-Assault)	0	0	0	0	0	0	0	0	0	0	0	0	0
Other														
	All Other	0	0	0	0	0	0	0	0	0	0	0	0	0
	Natural Disaster/Physical Plant	1	0	0	1	0	0	1	1	0	0	0	0	4
	Riot/Disturbance/Demonstration	0	0	0	0	0	0	0	0	0	0	0	0	0
	Hostage Incident	0	0	0	0	0	0	0	0	0	0	0	0	0
	Visitor Related	0	0	0	0	0	0	0	0	0	0	0	0	0
	Subtotal ("Other")	1	0	0	1	0	0	1	1	0	0	0	0	4
Grand Total		6	1	2	5	1	2	2	4	2	0	0	1	26

**Michigan Department of Corrections, Public Act 124 of 2007, Boilerplate Reporting,
Critical Incident Reports, Section 911(2) January 1, 2007-December 31, 2007**

Huron Valley Complex - Men's, 3201 Bemis Road, Ypsilanti, MI 48197

Incidents which occurred off duty.		JAN	FEB	MAR	APR	MAY	JUN	JUL	AUG	SEP	OCT	NOV	DEC	TOTAL
Assault Based Critical Incidents														
Employee Victim														
Category I		0	0	0	0	0	0	0	0	0	0	0	0	0
Category II		0	0	0	0	0	0	0	0	0	0	0	0	0
Category III		0	0	0	0	0	0	0	0	0	0	0	0	0
Category IV		0	0	0	0	0	2	0	0	0	0	0	0	2
Category V		1	3	2	5	2	1	2	5	6	2	2	2	33
Category VI		1	0	0	1	0	0	1	0	0	1	0	0	4
Subtotal (Employee Victim Assault)		2	3	2	6	2	3	3	5	6	3	2	2	39
Prisoner Victim														
Category I		0	0	0	0	0	0	0	0	0	0	0	0	0
Category II		0	0	0	1	0	0	0	0	0	0	0	0	1
Category III		0	0	0	0	0	0	0	0	0	0	0	1	1
Category IV		0	0	0	0	0	0	0	1	0	0	0	1	2
Category V		1	1	1	1	0	0	0	1	1	0	0	0	6
Category VI		0	0	0	0	0	0	0	0	0	1	1	1	3
Subtotal (Prisoner Victim Assault)		1	1	1	2	0	0	0	2	1	1	1	3	13
Non-Assault Based Critical Incidents														
Employee														
Accidental Death		0	0	0	0	0	0	0	0	0	0	0	0	0
Natural Death		0	0	0	0	0	0	0	0	0	0	0	0	0
Arrest for Felony or Misdemeanor		0	0	0	0	0	0	0	0	0	0	0	0	0
Firearm Discharge		0	0	0	0	0	0	0	0	0	0	0	0	0
Chemical Agent Discharge		0	0	0	0	0	0	1	0	1	0	0	3	5
Use of Force for Prisoner Control		0	0	0	0	0	0	0	0	0	0	0	0	0
Loss or Theft of Firearm, Chemical Agent or Ammo		0	0	0	0	0	0	0	0	0	0	2	1	3
Suicide		0	0	0	0	0	0	0	0	0	0	0	0	0
Suicide Attempts		0	0	0	0	0	0	0	0	0	0	0	0	0
Subtotal (Employee Non-Assault)		0	0	0	0	0	0	1	0	1	0	2	4	8
Prisoner														
Accidental Death		0	0	0	0	0	0	0	0	0	0	0	0	0
Natural Death		0	0	0	0	0	0	0	1	1	0	0	1	3
Escape		0	0	0	0	0	0	0	0	0	0	0	0	0
Escape Attempt		0	0	0	0	0	0	0	0	0	0	0	0	0
Drug Overdose		0	0	0	0	0	0	1	2	0	1	0	0	4
Sexual Contact w/Offenders		0	0	0	0	0	0	0	0	0	0	0	0	0
Suicide		0	0	0	0	0	0	0	0	0	0	0	0	0
Suicide Attempts		0	0	1	0	2	0	4	1	0	1	0	1	10
Subtotal (Prisoner Non-Assault)		0	0	1	0	2	0	5	4	1	2	0	2	17
Other														
All Other		0	5	5	1	1	4	1	1	1	2	0	0	21
Natural Disaster/Physical Plant		0	0	0	0	0	0	0	0	0	0	0	1	1
Riot/Disturbance/Demonstration		0	0	0	0	0	0	0	0	0	0	0	0	0
Hostage Incident		0	0	0	0	0	0	0	0	0	0	0	0	0
Visitor Related		0	0	0	0	0	0	1	0	0	0	0	0	1
Subtotal ("Other")		0	5	5	1	1	4	2	1	1	2	0	1	23
Grand Total		3	9	9	9	5	7	11	12	10	8	5	12	100

**Michigan Department of Corrections, Public Act 124 of 2007, Boilerplate Reporting,
Critical Incident Reports, Section 911(2) January 1, 2007-December 31, 2007**

Bellamy Creek Correctional Facility, 1727 W. Bluewater Highway, Ionia, MI 48846

Incidents which occurred off duty.		JAN	FEB	MAR	APR	MAY	JUN	JUL	AUG	SEP	OCT	NOV	DEC	TOTAL
Assault Based Critical Incidents														
Employee Victim														
Category I		0	0	0	0	0	0	0	0	0	0	0	0	0
Category II		0	0	0	0	0	0	0	0	0	0	0	0	0
Category III		0	0	0	0	0	0	0	0	0	0	0	0	0
Category IV		0	0	0	0	0	0	0	0	0	0	0	0	0
Category V		1	2	2	0	0	2	0	2	0	1	1	0	11
Category VI		3	5	2	4	3	4	0	3	4	1	3	3	35
Subtotal (Employee Victim Assault)		4	7	4	4	3	6	0	5	4	2	4	3	46
Prisoner Victim														
Category I		0	0	0	0	0	0	0	0	0	0	0	0	0
Category II		0	0	0	0	0	0	0	1	0	0	0	0	1
Category III		0	0	0	0	1	0	0	0	0	0	0	0	1
Category IV		0	0	0	0	0	0	0	0	0	1	0	0	1
Category V		1	3	2	5	1	1	1	6	3	2	3	1	29
Category VI		2	2	0	2	2	2	2	3	0	3	1	6	25
Subtotal (Prisoner Victim Assault)		3	5	2	7	4	3	3	10	3	6	4	7	57
Non-Assault Based Critical Incidents														
Employee														
Accidental Death		0	0	0	0	0	0	0	0	0	0	0	0	0
Natural Death		0	0	0	0	0	0	0	0	0	0	0	0	0
Arrest for Felony or Misdemeanor		1	0	1	0	1	1	2	1	0	0	0	0	7
Firearm Discharge		0	0	0	0	0	0	0	0	0	0	0	0	0
Chemical Agent Discharge		0	0	0	1	3	0	3	1	9	1	0	4	22
Use of Force for Prisoner Control		3	4	0	0	5	1	2	4	5	5	3	3	35
Loss or Theft of Firearm, Chemical Agent or Ammo		0	0	1	0	0	0	0	0	0	0	0	0	1
Suicide		0	0	0	0	0	0	0	0	0	0	0	0	0
Suicide Attempts		0	0	0	0	0	0	0	0	0	0	0	0	0
Subtotal (Employee Non-Assault)		4	4	2	1	9	2	7	6	14	6	3	7	65
Prisoner														
Accidental Death		1	0	0	0	0	0	0	0	0	0	0	0	1
Natural Death		0	1	0	0	0	1	0	0	0	0	0	0	2
Escape		0	0	0	0	0	0	0	0	0	0	0	0	0
Escape Attempt		0	0	0	0	0	0	0	1	0	0	0	0	1
Drug Overdose		0	1	0	0	0	1	0	0	1	0	0	0	3
Sexual Contact w/Offenders		0	0	0	0	1	2	0	0	0	0	0	0	3
Suicide		0	0	0	0	0	0	0	0	0	0	0	0	0
Suicide Attempts		0	0	0	0	2	0	0	0	1	0	1	0	4
Subtotal (Prisoner Non-Assault)		1	2	0	0	3	4	0	1	2	0	1	0	14
Other														
All Other		7	6	8	9	6	6	4	6	6	8	8	13	87
Natural Disaster/Physical Plant		0	0	0	0	0	0	0	0	0	0	0	0	0
Riot/Disturbance/Demonstration		0	0	0	0	0	0	0	0	0	0	0	0	0
Hostage Incident		0	0	0	0	0	0	0	0	0	0	0	0	0
Visitor Related		1	0	0	0	0	1	0	0	0	0	0	1	3
Subtotal ("Other")		8	6	8	9	6	7	4	6	6	8	8	14	90
Grand Total		20	24	16	21	25	22	14	28	29	22	20	31	272

**Michigan Department of Corrections, Public Act 124 of 2007, Boilerplate Reporting,
Critical Incident Reports, Section 911(2) January 1, 2007-December 31, 2007**

Ionia Maximum Correctional Facility, 1576 W. Bluewater Highway, Ionia, MI 48846

Incidents which occurred off duty.		JAN	FEB	MAR	APR	MAY	JUN	JUL	AUG	SEP	OCT	NOV	DEC	TOTAL
Assault Based Critical Incidents														
Employee Victim														
Category I		0	0	0	0	0	0	0	0	0	0	0	0	0
Category II		0	0	0	0	0	0	0	0	0	0	0	0	0
Category III		0	0	0	0	0	0	0	0	0	0	0	0	0
Category IV		0	0	0	0	0	0	0	0	0	0	0	0	0
Category V		1	1	0	3	2	7	4	2	1	4	3	1	29
Category VI		6	3	3	0	2	1	1	4	0	0	2	2	24
Subtotal (Employee Victim Assault)		7	4	3	3	4	8	5	6	1	4	5	3	53
Prisoner Victim														
Category I		0	0	0	0	0	0	0	0	0	0	0	0	0
Category II		1	0	0	0	0	1	0	0	0	0	1	0	3
Category III		0	0	0	0	0	0	0	0	0	0	0	0	0
Category IV		0	0	0	0	0	0	0	1	1	0	0	0	2
Category V		4	0	0	0	0	1	0	1	0	0	0	2	8
Category VI		0	0	0	0	0	0	0	2	0	0	0	0	2
Subtotal (Prisoner Victim Assault)		5	0	0	0	0	2	0	4	1	0	1	2	15
Non-Assault Based Critical Incidents														
Employee														
Accidental Death		0	0	0	0	0	0	0	0	0	0	0	0	0
Natural Death		0	0	0	0	0	0	0	0	0	0	0	0	0
Arrest for Felony or Misdemeanor		0	0	1	0	1	1	0	0	0	0	2	0	5
Firearm Discharge		0	0	0	0	0	0	0	0	0	0	0	0	0
Chemical Agent Discharge		2	0	3	3	0	0	5	1	1	6	3	3	27
Use of Force for Prisoner Control		11	3	3	3	9	6	7	7	3	5	6	3	66
Loss or Theft of Firearm, Chemical Agent or Ammo		0	0	0	0	0	0	0	0	0	0	0	0	0
Suicide		0	0	0	0	0	0	0	0	0	0	0	0	0
Suicide Attempts		0	0	0	0	0	0	0	0	0	0	0	0	0
Subtotal (Employee Non-Assault)		13	3	7	6	10	7	12	8	4	11	11	6	98
Prisoner														
Accidental Death		0	0	0	0	0	0	0	0	0	0	0	0	0
Natural Death		0	0	0	0	0	0	0	0	0	0	0	0	0
Escape		0	0	0	0	0	0	0	0	0	0	0	0	0
Escape Attempt		0	0	0	0	0	0	0	0	0	0	0	0	0
Drug Overdose		0	5	1	1	2	0	5	3	0	2	2	3	24
Sexual Contact w/Offenders		0	0	0	0	0	0	0	0	0	0	0	0	0
Suicide		0	0	0	0	0	0	0	0	0	0	0	0	0
Suicide Attempts		9	7	0	6	5	2	4	5	4	5	8	8	63
Subtotal (Prisoner Non-Assault)		9	12	1	7	7	2	9	8	4	7	10	11	87
Other														
All Other		4	10	2	6	7	3	5	2	1	2	3	8	53
Natural Disaster/Physical Plant		0	1	1	0	0	0	0	2	0	0	1	0	5
Riot/Disturbance/Demonstration		0	0	0	0	0	0	0	0	0	0	0	0	0
Hostage Incident		0	0	0	0	0	0	0	0	0	0	0	0	0
Visitor Related		0	0	0	0	0	0	0	0	0	0	0	0	0
Subtotal ("Other")		4	11	3	6	7	3	5	4	1	2	4	8	58
Grand Total		38	30	14	22	28	22	31	30	11	24	31	30	311

**Michigan Department of Corrections, Public Act 124 of 2007, Boilerplate Reporting,
Critical Incident Reports, Section 911(2) January 1, 2007-December 31, 2007**

Deerfield Correctional Facility, 1755 Harwood Road, Ionia, MI 48846

➤ Incidents which occurred off duty.		JAN	FEB	MAR	APR	MAY	JUN	JUL	AUG	SEP	OCT	NOV	DEC	TOTAL
Assault Based Critical Incidents														
Employee Victim														
	Category I	0	0	0	0	0	0	0	0	0	0	0	0	0
	Category II	0	0	0	0	0	0	0	0	0	0	0	0	0
	Category III	0	0	0	0	0	0	0	0	0	0	0	0	0
	Category IV	0	0	0	0	0	0	0	0	0	0	0	0	0
	Category V	0	0	0	0	0	0	0	0	0	0	0	0	0
	Category VI	0	0	0	1	0	0	0	1	0	1	0	1	4
	Subtotal (Employee Victim Assault)	0	0	0	1	0	0	0	1	0	1	0	1	4
Prisoner Victim														
	Category I	0	0	0	0	0	0	0	0	0	0	0	0	0
	Category II	0	0	0	0	0	0	0	0	0	0	0	0	0
	Category III	0	0	0	0	0	0	0	0	0	0	0	0	0
	Category IV	0	0	0	0	0	0	0	0	0	0	0	0	0
	Category V	0	0	1	0	2	0	0	1	0	1	1	0	6
	Category VI	0	0	0	0	0	0	0	1	0	0	0	1	2
	Subtotal (Prisoner Victim Assault)	0	0	1	0	2	0	0	2	0	1	1	1	8
Non-Assault Based Critical Incidents														
Employee														
	Accidental Death	0	0	0	0	0	0	0	0	0	0	0	0	0
	Natural Death	0	0	0	0	0	0	0	0	0	0	0	0	0
➤	Arrest for Felony or Misdemeanor	0	0	0	1	0	0	0	1	0	0	0	0	2
	Firearm Discharge	0	0	0	0	0	0	0	0	0	0	0	0	0
	Chemical Agent Discharge	0	0	0	0	0	0	0	0	0	0	0	0	0
	Use of Force for Prisoner Control	0	0	0	0	0	0	0	0	0	0	0	0	0
	Loss or Theft of Firearm, Chemical Agent or Ammo	0	0	0	0	0	0	0	0	0	0	0	0	0
➤	Suicide	0	0	0	0	0	0	0	0	0	0	0	0	0
➤	Suicide Attempts	0	0	0	0	0	0	0	0	0	0	0	0	0
	Subtotal (Employee Non-Assault)	0	0	0	1	0	0	0	1	0	0	0	0	2
Prisoner														
	Accidental Death	0	0	0	0	0	0	0	0	0	0	0	0	0
	Natural Death	0	0	0	0	0	0	0	0	0	0	0	0	0
	Escape	0	0	0	0	0	0	0	0	0	0	0	0	0
	Escape Attempt	0	0	0	0	0	0	0	0	0	0	0	0	0
	Drug Overdose	0	0	0	0	0	0	0	0	0	0	0	0	0
	Sexual Contact w/Offenders	0	0	0	0	0	0	0	0	0	0	0	0	0
	Suicide	0	0	0	0	0	0	0	0	0	0	0	0	0
	Suicide Attempts	0	0	0	0	0	0	0	0	0	0	0	1	1
	Subtotal (Prisoner Non-Assault)	0	0	0	0	0	0	0	0	0	0	0	1	1
Other														
	All Other	3	4	3	3	4	6	7	5	5	4	1	7	52
	Natural Disaster/Physical Plant	1	0	0	1	0	1	0	0	1	0	1	0	5
	Riot/Disturbance/Demonstration	0	0	0	0	0	0	0	0	0	0	0	0	0
	Hostage Incident	0	0	0	0	0	0	0	0	0	0	0	0	0
	Visitor Related	0	0	0	0	0	2	0	0	0	0	0	0	2
	Subtotal ("Other")	4	4	3	4	4	9	7	5	6	4	2	7	59
Grand Total		4	4	4	6	6	9	7	9	6	6	3	10	74

**Michigan Department of Corrections, Public Act 124 of 2007, Boilerplate Reporting,
Critical Incident Reports, Section 911(2) January 1, 2007-December 31, 2007**

G. Robert Cotton Correctional Facility, 3500 N. Elm Road, Jackson, MI 49201

Incidents which occurred off duty.		JAN	FEB	MAR	APR	MAY	JUN	JUL	AUG	SEP	OCT	NOV	DEC	TOTAL
Assault Based Critical Incidents														
Employee Victim														
Category I		0	0	0	0	0	0	0	0	2	0	0	0	2
Category II		0	0	0	0	0	0	0	0	0	0	0	0	0
Category III		0	0	0	0	0	0	0	0	0	0	0	0	0
Category IV		0	0	0	0	0	0	0	0	0	0	0	0	0
Category V		0	0	0	1	0	0	1	0	1	1	0	1	5
Category VI		1	0	0	0	0	0	0	0	0	0	0	0	1
Subtotal (Employee Victim Assault)		1	0	0	1	0	0	1	0	3	1	0	1	8
Prisoner Victim														
Category I		0	0	0	0	0	0	0	0	1	0	0	0	1
Category II		0	0	0	0	0	0	0	0	0	1	0	0	1
Category III		0	0	0	0	0	0	0	0	0	0	0	0	0
Category IV		0	0	0	1	0	0	0	0	0	1	0	1	3
Category V		1	0	1	0	0	0	0	1	3	0	4	1	11
Category VI		0	0	0	0	0	0	0	0	1	0	0	0	1
Subtotal (Prisoner Victim Assault)		1	0	1	1	0	0	0	1	5	2	4	2	17
Non-Assault Based Critical Incidents														
Employee														
Accidental Death		0	0	0	0	0	0	0	0	0	0	0	0	0
Natural Death		0	0	0	0	0	0	0	0	0	0	0	0	0
Arrest for Felony or Misdemeanor		0	1	1	1	1	0	1	0	1	0	1	0	7
Firearm Discharge		0	0	0	0	0	0	0	0	0	0	0	0	0
Chemical Agent Discharge		0	0	0	0	0	0	0	0	0	0	0	0	0
Use of Force for Prisoner Control		0	0	0	0	0	0	0	0	0	0	0	0	0
Loss or Theft of Firearm, Chemical Agent or Ammo		0	0	0	0	0	0	0	0	0	0	0	0	0
Suicide		0	0	0	0	0	0	0	0	0	0	0	0	0
Suicide Attempts		0	0	0	0	0	0	0	0	0	0	0	0	0
Subtotal (Employee Non-Assault)		0	1	1	1	1	0	1	0	1	0	1	0	7
Prisoner														
Accidental Death		0	0	0	0	0	0	0	0	0	0	0	0	0
Natural Death		3	1	2	1	3	3	1	2	0	4	4	4	28
Escape		0	0	0	0	0	0	0	0	0	0	0	0	0
Escape Attempt		0	0	0	0	0	0	1	0	0	0	0	0	1
Drug Overdose		0	0	0	0	0	0	2	0	0	1	0	0	3
Sexual Contact w/Offenders		0	0	0	0	0	0	0	0	0	0	0	0	0
Suicide		0	0	0	0	0	1	0	0	0	0	0	0	1
Suicide Attempts		0	2	0	1	2	0	0	0	0	1	1	0	7
Subtotal (Prisoner Non-Assault)		3	3	2	2	5	4	4	2	0	6	5	4	40
Other														
All Other		0	0	1	0	0	0	0	0	0	0	0	0	1
Natural Disaster/Physical Plant		0	0	0	1	0	0	1	1	0	0	0	0	3
Riot/Disturbance/Demonstration		0	0	0	0	0	0	0	0	0	0	0	0	0
Hostage Incident		0	0	0	0	0	0	0	0	0	0	0	0	0
Visitor Related		1	0	0	0	0	0	0	1	0	0	0	0	2
Subtotal ("Other")		1	0	1	1	0	0	1	2	0	0	0	0	6
Grand Total		6	4	5	6	6	4	7	5	9	9	10	7	78

**Michigan Department of Corrections, Public Act 124 of 2007, Boilerplate Reporting,
Critical Incident Reports, Section 911(2) January 1, 2007-December 31, 2007**

Cooper Street Correctional Facility, 3100 N. Elm Road, Jackson, MI 49201

➤ Incidents which occurred off duty.		JAN	FEB	MAR	APR	MAY	JUN	JUL	AUG	SEP	OCT	NOV	DEC	TOTAL
Assault Based Critical Incidents														
Employee Victim														
Category I		0	0	0	0	0	0	0	0	0	0	0	0	0
Category II		0	0	0	0	0	0	0	0	0	0	0	0	0
Category III		1	0	0	0	0	0	0	0	0	0	0	0	1
Category IV		0	0	0	0	0	0	0	0	0	0	0	0	0
Category V		0	0	0	0	0	0	0	1	0	0	0	0	1
Category VI		0	0	1	0	0	0	0	0	1	0	0	0	2
Subtotal (Employee Victim Assault)		1	0	1	0	0	0	0	1	1	0	0	0	4
Prisoner Victim														
Category I		0	0	0	0	0	0	0	0	0	0	0	0	0
Category II		0	0	0	0	0	0	0	0	0	0	0	0	0
Category III		0	0	0	0	0	0	0	0	0	0	0	0	0
Category IV		0	0	0	0	0	0	0	0	0	0	0	0	0
Category V		0	0	0	1	1	0	0	0	1	1	2	1	7
Category VI		0	0	0	0	0	0	0	0	0	0	0	0	0
Subtotal (Prisoner Victim Assault)		0	0	0	1	1	0	0	0	1	1	2	1	7
Non-Assault Based Critical Incidents														
Employee														
Accidental Death		0	0	0	0	0	0	0	0	0	0	0	0	0
Natural Death		0	0	0	0	0	0	0	0	0	0	0	0	0
➤ Arrest for Felony or Misdemeanor		0	0	0	0	0	0	0	0	0	0	0	0	0
Firearm Discharge		0	0	0	0	0	0	0	0	0	0	0	0	0
Chemical Agent Discharge		0	0	0	0	0	0	0	0	0	0	0	0	0
Use of Force for Prisoner Control		0	0	0	0	0	0	0	0	0	0	0	0	0
Loss or Theft of Firearm, Chemical Agent or Ammo		0	0	0	0	0	0	0	0	0	0	0	0	0
➤ Suicide		0	0	0	0	0	0	0	0	0	0	0	0	0
➤ Suicide Attempts		0	0	0	0	0	0	0	0	0	0	0	0	0
Subtotal (Employee Non-Assault)		0	0	0	0	0	0	0	0	0	0	0	0	0
Prisoner														
Accidental Death		0	0	0	0	0	0	0	0	0	0	0	0	0
Natural Death		0	0	0	0	0	0	0	0	0	0	1	0	1
Escape		0	0	0	0	0	0	0	0	0	0	0	0	0
Escape Attempt		0	0	0	0	0	0	0	0	0	0	0	0	0
Drug Overdose		0	0	1	0	0	0	0	0	0	0	0	0	1
Sexual Contact w/Offenders		0	0	0	0	0	0	0	0	0	0	0	0	0
Suicide		0	0	0	0	0	0	0	0	0	0	0	0	0
Suicide Attempts		0	0	0	0	0	0	0	0	0	0	0	0	0
Subtotal (Prisoner Non-Assault)		0	0	1	0	0	0	0	0	0	0	1	0	2
Other														
All Other		2	1	1	0	1	1	0	1	0	2	1	1	11
Natural Disaster/Physical Plant		1	0	0	0	0	0	0	0	0	1	0	0	2
Riot/Disturbance/Demonstration		0	0	0	0	0	0	0	0	0	0	0	0	0
Hostage Incident		0	0	0	0	0	0	0	0	0	0	0	0	0
Visitor Related		0	0	0	0	0	0	0	0	0	0	0	0	0
Subtotal ("Other")		3	1	1	0	1	1	0	1	0	3	1	1	13
Grand Total		4	1	3	1	2	1	0	2	2	4	4	2	26

**Michigan Department of Corrections, Public Act 124 of 2007, Boilerplate Reporting,
Critical Incident Reports, Section 911(2) January 1, 2007-December 31, 2007**

Southern Michigan Correctional Facility, 4002 Cooper Street, Jackson, MI 49201

Incidents which occurred off duty.		JAN	FEB	MAR	APR	MAY	JUN	JUL	AUG	SEP	OCT	NOV	DEC	TOTAL
Assault Based Critical Incidents														
Employee Victim														
Category I		0	0	0	0	0	0	1	0	0	0	0	0	1
Category II		0	0	0	0	0	0	0	0	0	0	0	0	0
Category III		0	0	0	0	0	0	0	0	0	0	0	0	0
Category IV		0	0	0	0	1	0	0	0	0	0	0	0	1
Category V		2	0	0	1	0	0	0	1	0	0	0	0	4
Category VI		1	0	0	0	1	0	0	1	0	1	0	0	4
Subtotal (Employee Victim Assault)		3	0	0	1	2	0	1	2	0	1	0	0	10
Prisoner Victim														
Category I		1	2	1	0	0	0	0	0	0	0	0	0	4
Category II		0	0	0	0	0	0	0	0	0	0	0	0	0
Category III		0	0	0	0	0	0	0	0	0	0	0	0	0
Category IV		1	0	0	0	0	0	0	0	0	0	0	0	1
Category V		3	2	3	7	2	1	0	2	0	3	0	0	23
Category VI		0	0	0	0	0	1	0	0	0	0	0	0	1
Subtotal (Prisoner Victim Assault)		5	4	4	7	2	2	0	2	0	3	0	0	29
Non-Assault Based Critical Incidents														
Employee														
Accidental Death		0	0	0	0	0	0	0	0	0	0	0	0	0
Natural Death		0	0	0	0	0	0	0	0	0	0	0	0	0
Arrest for Felony or Misdemeanor		0	0	1	0	1	0	0	1	0	0	0	0	3
Firearm Discharge		0	0	0	0	0	0	0	0	0	0	0	0	0
Chemical Agent Discharge		2	1	0	0	0	0	0	1	0	0	0	0	4
Use of Force for Prisoner Control		0	0	0	0	0	0	0	0	0	0	0	0	0
Loss or Theft of Firearm, Chemical Agent or Ammo		0	0	0	0	0	0	0	0	0	0	0	0	0
Suicide		0	0	0	0	0	0	0	0	0	0	0	0	0
Suicide Attempts		0	0	0	0	0	0	0	0	0	0	0	0	0
Subtotal (Employee Non-Assault)		2	1	1	0	1	0	0	2	0	0	0	0	7
Prisoner														
Accidental Death		0	0	0	0	0	0	0	0	0	0	0	0	0
Natural Death		1	0	1	1	0	0	1	0	0	1	0	0	5
Escape		0	0	0	0	0	0	0	0	0	0	0	0	0
Escape Attempt		0	0	0	0	0	0	0	0	0	0	0	0	0
Drug Overdose		0	0	1	0	0	0	0	0	0	0	0	0	1
Sexual Contact w/Offenders		0	0	0	0	0	0	0	0	0	0	0	0	0
Suicide		0	0	0	0	0	0	0	0	0	0	0	0	0
Suicide Attempts		3	1	0	2	2	4	1	2	0	0	0	0	15
Subtotal (Prisoner Non-Assault)		4	1	2	3	2	4	2	2	0	1	0	0	21
Other														
All Other		1	1	1	0	1	1	0	0	2	1	0	0	8
Natural Disaster/Physical Plant		0	0	0	1	0	0	2	0	0	0	0	0	3
Riot/Disturbance/Demonstration		0	0	0	0	0	0	0	0	0	0	0	0	0
Hostage Incident		0	0	0	0	0	0	0	0	0	0	0	0	0
Visitor Related		0	0	0	0	0	0	0	0	0	0	0	0	0
Subtotal ("Other")		1	1	1	1	1	1	2	0	2	1	0	0	11
Grand Total		15	7	8	12	8	7	5	8	2	6	0	0	78

**Michigan Department of Corrections, Public Act 124 of 2007, Boilerplate Reporting,
Critical Incident Reports, Section 911(2) January 1, 2007-December 31, 2007**

Kinross Correctional Facility, 16770 S. Watertower Drive, Kincheloe, MI 49788

Incidents which occurred off duty.		JAN	FEB	MAR	APR	MAY	JUN	JUL	AUG	SEP	OCT	NOV	DEC	TOTAL
Assault Based Critical Incidents														
Employee Victim														
Category I		0	0	0	0	0	0	0	0	0	0	0	0	0
Category II		0	0	0	0	0	0	0	0	0	0	0	0	0
Category III		0	0	0	0	0	0	0	0	0	1	0	0	1
Category IV		0	0	0	0	0	0	0	0	0	0	0	1	1
Category V		0	2	0	0	0	0	0	0	0	0	0	0	2
Category VI		0	1	0	0	0	0	0	0	0	0	0	1	2
Subtotal (Employee Victim Assault)		0	3	0	0	0	0	0	0	0	1	0	2	6
Prisoner Victim														
Category I		0	0	0	0	0	0	0	0	0	0	0	0	0
Category II		0	0	0	0	0	0	0	0	0	0	0	0	0
Category III		0	0	0	0	0	0	0	0	0	0	0	0	0
Category IV		0	0	0	0	0	0	0	0	0	0	0	0	0
Category V		1	1	0	3	2	2	1	1	2	1	1	2	17
Category VI		1	4	1	0	1	0	0	0	0	2	0	0	9
Subtotal (Prisoner Victim Assault)		2	5	1	3	3	2	1	1	2	3	1	2	26
Non-Assault Based Critical Incidents														
Employee														
Accidental Death		0	0	0	0	0	0	0	0	0	0	0	0	0
Natural Death		0	0	0	0	0	0	0	0	0	0	0	0	0
Arrest for Felony or Misdemeanor		0	0	0	0	0	0	0	0	0	0	0	0	0
Firearm Discharge		0	0	0	0	0	0	0	0	0	0	0	0	0
Chemical Agent Discharge		0	0	0	0	0	0	0	0	0	0	0	0	0
Use of Force for Prisoner Control		2	2	5	0	1	1	1	0	0	1	1	1	15
Loss or Theft of Firearm, Chemical Agent or Ammo		0	0	0	0	0	0	0	0	0	0	0	0	0
Suicide		0	0	0	0	0	0	0	0	0	0	0	0	0
Suicide Attempts		0	0	0	0	0	0	0	0	0	0	0	0	0
Subtotal (Employee Non-Assault)		2	2	5	0	1	1	1	0	0	1	1	1	15
Prisoner														
Accidental Death		0	0	0	0	0	0	0	0	0	0	0	0	0
Natural Death		0	0	0	0	0	0	0	0	0	0	0	0	0
Escape		0	0	0	0	1	0	0	0	0	0	0	0	1
Escape Attempt		0	0	4	0	1	0	0	0	0	0	0	0	5
Drug Overdose		0	0	0	0	0	0	0	0	0	0	0	0	0
Sexual Contact w/Offenders		0	0	0	0	0	0	0	0	0	0	0	0	0
Suicide		0	0	0	0	0	0	0	0	0	0	0	0	0
Suicide Attempts		0	0	1	0	0	0	0	0	0	0	0	0	1
Subtotal (Prisoner Non-Assault)		0	0	5	0	2	0	0	0	0	0	0	0	7
Other														
All Other		3	1	0	0	0	0	0	0	0	0	0	0	4
Natural Disaster/Physical Plant		0	0	0	0	0	0	0	0	0	0	0	0	0
Riot/Disturbance/Demonstration		0	0	0	0	0	0	0	0	0	0	0	0	0
Hostage Incident		0	0	0	0	0	0	0	0	0	0	0	0	0
Visitor Related		0	0	0	0	0	0	0	0	0	0	0	0	0
Subtotal ("Other")		3	1	0	0	0	0	0	0	0	0	0	0	4
Grand Total		7	11	11	3	6	3	2	1	2	5	2	5	58

**Michigan Department of Corrections, Public Act 124 of 2007, Boilerplate Reporting,
Critical Incident Reports, Section 911(2) January 1, 2007-December 31, 2007**

Straits Correctional Facility, 4387 W. M-80, Kincheloe, MI 49785

➤ Incidents which occurred off duty.		JAN	FEB	MAR	APR	MAY	JUN	JUL	AUG	SEP	OCT	NOV	DEC	TOTAL
Assault Based Critical Incidents														
Employee Victim														
	Category I	0	0	0	0	0	0	0	0	0	0	0	0	0
	Category II	0	0	0	0	0	0	0	0	0	0	0	0	0
	Category III	0	0	0	0	0	0	0	0	0	0	0	0	0
	Category IV	0	0	0	0	0	0	0	0	0	0	0	0	0
	Category V	0	0	0	0	0	1	0	0	0	0	0	0	1
	Category VI	1	0	0	0	0	0	0	0	0	0	0	0	1
	Subtotal (Employee Victim Assault)	1	0	0	0	0	1	0	0	0	0	0	0	2
Prisoner Victim														
	Category I	0	0	0	0	0	0	0	0	0	0	0	0	0
	Category II	0	0	0	0	0	0	0	0	0	0	0	0	0
	Category III	0	0	0	0	0	0	0	0	0	0	0	0	0
	Category IV	0	0	0	0	0	0	0	0	0	0	0	0	0
	Category V	0	1	1	0	1	0	0	0	0	1	2	2	8
	Category VI	0	0	0	0	0	0	0	0	0	0	0	0	0
	Subtotal (Prisoner Victim Assault)	0	1	1	0	1	0	0	0	0	1	2	2	8
Non-Assault Based Critical Incidents														
Employee														
	Accidental Death	0	0	0	0	0	0	0	0	0	0	0	0	0
	Natural Death	0	0	0	0	0	0	0	0	0	0	0	0	0
➤	Arrest for Felony or Misdemeanor	0	0	0	0	0	0	0	0	0	0	2	0	2
	Firearm Discharge	0	0	0	0	0	0	0	0	0	0	0	0	0
	Chemical Agent Discharge	0	0	0	0	0	0	0	0	0	0	0	0	0
	Use of Force for Prisoner Control	0	0	0	0	0	0	0	0	0	0	0	0	0
	Loss or Theft of Firearm, Chemical Agent or Ammo	0	0	0	0	0	0	0	0	0	0	0	0	0
➤	Suicide	0	0	0	0	0	0	0	0	0	0	0	0	0
➤	Suicide Attempts	0	0	0	0	0	0	0	0	0	0	0	0	0
	Subtotal (Employee Non-Assault)	0	0	0	0	0	0	0	0	0	0	2	0	2
Prisoner														
	Accidental Death	0	0	0	0	0	0	0	0	0	0	0	0	0
	Natural Death	0	0	0	0	0	0	0	0	0	0	0	0	0
	Escape	0	0	0	0	0	0	0	0	0	0	0	0	0
	Escape Attempt	0	0	0	0	0	0	0	0	0	0	0	0	0
	Drug Overdose	0	0	0	0	0	0	0	0	0	0	0	0	0
	Sexual Contact w/Offenders	0	0	0	0	0	0	0	0	0	0	0	0	0
	Suicide	0	0	0	0	0	0	0	0	0	0	0	0	0
	Suicide Attempts	1	0	0	0	0	0	0	0	0	1	0	0	2
	Subtotal (Prisoner Non-Assault)	1	0	0	0	0	0	0	0	0	1	0	0	2
Other														
	All Other	2	1	0	1	1	1	1	1	0	0	3	0	11
	Natural Disaster/Physical Plant	0	1	0	0	0	0	0	0	0	0	0	0	1
	Riot/Disturbance/Demonstration	0	0	0	0	0	0	0	0	0	0	0	0	0
	Hostage Incident	0	0	0	0	0	0	0	0	0	0	0	0	0
	Visitor Related	0	0	0	0	0	1	0	1	0	0	0	0	2
	Subtotal ("Other")	2	2	0	1	1	2	1	2	0	0	3	0	14
Grand Total		4	3	1	1	2	3	1	2	0	2	7	2	28

**Michigan Department of Corrections, Public Act 124 of 2007, Boilerplate Reporting,
Critical Incident Reports, Section 911(2) January 1, 2007-December 31, 2007**

Lakeland Correctional Facility, 141 First Street, Coldwater, MI 49036

Incidents which occurred off duty.		JAN	FEB	MAR	APR	MAY	JUN	JUL	AUG	SEP	OCT	NOV	DEC	TOTAL
Assault Based Critical Incidents														
Employee Victim														
Category I		0	0	0	0	0	0	0	0	0	0	0	0	0
Category II		0	0	0	0	0	0	0	0	0	0	0	0	0
Category III		0	0	0	0	0	0	0	0	0	0	0	0	0
Category IV		0	0	0	0	1	0	0	0	0	0	0	0	1
Category V		0	0	0	0	0	0	0	0	0	0	0	1	1
Category VI		1	1	0	0	0	0	0	0	0	1	1	0	4
Subtotal (Employee Victim Assault)		1	1	0	0	1	0	0	0	0	1	1	1	6
Prisoner Victim														
Category I		0	0	0	0	0	0	0	0	0	0	0	0	0
Category II		0	0	0	0	0	0	0	0	0	0	0	0	0
Category III		0	0	0	0	0	0	0	0	0	0	0	0	0
Category IV		0	0	0	0	0	0	0	0	0	0	0	0	0
Category V		1	0	4	2	2	2	0	1	1	1	0	0	14
Category VI		0	0	0	1	0	0	0	0	0	0	0	0	1
Subtotal (Prisoner Victim Assault)		1	0	4	3	2	2	0	1	1	1	0	0	15
Non-Assault Based Critical Incidents														
Employee														
Accidental Death		0	0	0	0	0	0	0	0	0	0	0	0	0
Natural Death		0	0	0	0	0	0	0	0	0	0	0	0	0
Arrest for Felony or Misdemeanor		0	0	1	0	0	0	0	0	0	0	0	0	1
Firearm Discharge		0	0	0	0	0	0	0	0	0	0	0	0	0
Chemical Agent Discharge		0	0	0	0	0	0	0	0	0	0	0	0	0
Use of Force for Prisoner Control		0	0	0	0	0	0	0	0	0	0	0	0	0
Loss or Theft of Firearm, Chemical Agent or Ammo		0	0	0	0	0	0	0	0	0	0	0	0	0
Suicide		0	0	0	0	0	0	0	0	0	0	0	0	0
Suicide Attempts		0	0	0	0	0	0	0	0	0	0	0	0	0
Subtotal (Employee Non-Assault)		0	0	1	0	0	0	0	0	0	0	0	0	1
Prisoner														
Accidental Death		0	0	0	0	0	0	0	0	0	0	0	0	0
Natural Death		0	0	2	0	0	0	1	0	0	0	0	0	3
Escape		0	0	0	0	0	0	0	0	0	1	0	0	1
Escape Attempt		0	0	0	0	0	0	0	0	0	0	0	0	0
Drug Overdose		0	0	0	0	0	0	0	0	0	0	0	0	0
Sexual Contact w/Offenders		0	0	0	0	0	0	0	1	0	0	0	0	1
Suicide		0	0	0	0	0	0	0	0	0	0	0	0	0
Suicide Attempts		0	0	0	0	0	0	0	0	0	0	0	0	0
Subtotal (Prisoner Non-Assault)		0	0	2	0	0	0	1	1	0	1	0	0	5
Other														
All Other		2	1	0	1	0	1	2	3	0	1	2	0	13
Natural Disaster/Physical Plant		0	1	0	0	0	0	0	0	0	0	0	0	1
Riot/Disturbance/Demonstration		0	0	0	0	0	0	0	0	0	0	0	0	0
Hostage Incident		0	0	0	0	0	0	0	0	0	0	0	0	0
Visitor Related		0	0	0	0	0	0	0	3	0	0	0	0	3
Subtotal ("Other")		2	2	0	1	0	1	2	6	0	1	2	0	17
Grand Total		4	3	7	4	3	3	3	8	1	4	3	1	44

**Michigan Department of Corrections, Public Act 124 of 2007, Boilerplate Reporting,
Critical Incident Reports, Section 911(2) January 1, 2007-December 31, 2007**

Alger Maximum Correctional Facility, Industrial Park Drive, P.O. Box 600, Munising, MI 49862

➤ Incidents which occurred off duty.		JAN	FEB	MAR	APR	MAY	JUN	JUL	AUG	SEP	OCT	NOV	DEC	TOTAL
Assault Based Critical Incidents														
Employee Victim														
Category I		0	0	0	0	0	0	0	0	0	0	0	0	0
Category II		0	0	0	0	0	0	0	0	0	0	0	0	0
Category III		0	0	0	0	0	0	0	0	0	0	0	0	0
Category IV		0	0	0	0	0	0	0	0	0	0	0	0	0
Category V		1	2	1	0	2	1	1	2	0	0	1	0	11
Category VI		3	4	4	1	1	1	5	3	1	0	1	0	24
Subtotal (Employee Victim Assault)		4	6	5	1	3	2	6	5	1	0	2	0	35
Prisoner Victim														
Category I		0	0	0	0	0	0	0	0	0	0	0	0	0
Category II		0	0	0	0	0	0	0	0	0	0	0	0	0
Category III		0	0	0	0	0	0	0	0	0	0	0	0	0
Category IV		0	0	0	0	0	0	0	0	0	0	0	0	0
Category V		0	0	0	0	0	0	0	0	1	0	0	0	1
Category VI		0	0	0	0	0	0	0	0	0	0	0	0	0
Subtotal (Prisoner Victim Assault)		0	0	0	0	0	0	0	0	1	0	0	0	1
Non-Assault Based Critical Incidents														
Employee														
Accidental Death		0	0	0	0	0	0	0	0	0	0	0	0	0
Natural Death		0	0	0	0	0	0	0	0	0	0	0	0	0
➤ Arrest for Felony or Misdemeanor		0	0	0	0	0	0	0	0	0	0	0	0	0
Firearm Discharge		0	0	0	0	0	0	0	0	0	0	0	0	0
Chemical Agent Discharge		4	1	3	7	3	5	2	1	1	3	2	4	36
Use of Force for Prisoner Control		0	2	1	1	1	0	0	1	2	2	2	1	13
➤ Loss or Theft of Firearm, Chemical Agent or Ammo		0	0	0	0	0	0	0	0	0	0	0	0	0
➤ Suicide		0	0	0	0	0	0	0	0	0	0	0	0	0
➤ Suicide Attempts		0	0	0	0	0	0	0	0	0	0	0	0	0
Subtotal (Employee Non-Assault)		4	3	4	8	4	5	2	2	3	5	4	5	49
Prisoner														
Accidental Death		0	0	0	0	0	0	0	0	0	0	0	0	0
Natural Death		0	0	0	0	0	0	0	0	0	0	0	0	0
Escape		0	0	0	0	0	0	0	0	0	0	0	0	0
Escape Attempt		0	0	0	0	0	0	0	0	0	0	0	0	0
Drug Overdose		0	0	0	0	1	0	0	0	0	1	0	3	5
Sexual Contact w/Offenders		0	0	0	0	0	0	0	0	0	0	0	0	0
Suicide		0	0	0	0	0	0	0	0	0	0	0	0	0
Suicide Attempts		2	1	0	2	1	0	1	0	2	0	1	2	12
Subtotal (Prisoner Non-Assault)		2	1	0	2	2	0	1	0	2	1	1	5	17
Other														
All Other		4	3	4	6	12	14	4	13	7	1	0	0	68
Natural Disaster/Physical Plant		0	0	0	0	2	0	1	1	1	1	0	0	6
Riot/Disturbance/Demonstration		0	0	0	0	0	0	0	0	0	0	0	0	0
Hostage Incident		0	0	0	0	0	0	0	0	0	0	0	0	0
Visitor Related		0	0	0	0	0	0	0	0	0	0	0	0	0
Subtotal ("Other")		4	3	4	6	14	14	5	14	8	2	0	0	74
Grand Total		14	13	13	17	23	21	14	21	15	8	7	10	176

**Michigan Department of Corrections, Public Act 124 of 2007, Boilerplate Reporting,
Critical Incident Reports, Section 911(2) January 1, 2007-December 31, 2007**

Earnest C. Brooks Correctional Facility, 2500 S. Sheridan Road, Muskegon Heights, MI 49444

➤ Incidents which occurred off duty.		JAN	FEB	MAR	APR	MAY	JUN	JUL	AUG	SEP	OCT	NOV	DEC	TOTAL
Assault Based Critical Incidents														
Employee Victim														
	Category I	0	0	0	0	0	0	0	0	0	0	0	0	0
	Category II	0	0	0	0	0	0	0	0	0	0	0	0	0
	Category III	0	0	0	0	0	0	0	0	0	0	0	0	0
	Category IV	0	0	0	0	0	0	0	0	1	0	0	0	1
	Category V	0	0	0	1	0	0	0	0	1	1	0	0	3
	Category VI	0	0	0	0	0	2	0	0	0	0	0	1	3
	Subtotal (Employee Victim Assault)	0	0	0	1	0	2	0	0	2	1	0	1	7
Prisoner Victim														
	Category I	0	0	0	0	0	0	1	0	1	0	0	0	2
	Category II	0	0	0	0	0	1	0	0	0	0	0	0	1
	Category III	0	0	0	0	0	0	0	0	0	0	0	0	0
	Category IV	0	0	0	0	0	0	0	0	0	0	0	0	0
	Category V	1	1	0	1	1	2	0	2	1	3	0	2	14
	Category VI	0	0	0	0	0	0	0	0	0	0	0	0	0
	Subtotal (Prisoner Victim Assault)	1	1	0	1	1	3	1	2	2	3	0	2	17
Non-Assault Based Critical Incidents														
Employee														
	Accidental Death	0	0	0	0	0	0	0	0	0	0	0	0	0
	Natural Death	0	0	0	0	0	0	0	0	0	0	0	0	0
➤	Arrest for Felony or Misdemeanor	0	0	0	0	0	0	0	0	0	0	0	0	0
	Firearm Discharge	0	0	0	0	0	0	0	0	0	0	0	0	0
	Chemical Agent Discharge	0	0	0	0	0	0	0	0	0	0	0	0	0
	Use of Force for Prisoner Control	0	0	0	0	1	1	0	0	0	0	0	0	2
	Loss or Theft of Firearm, Chemical Agent or Ammo	0	0	0	0	0	0	0	0	0	0	0	0	0
➤	Suicide	0	0	0	0	0	0	0	0	0	0	0	0	0
➤	Suicide Attempts	0	0	0	0	0	0	0	0	0	0	0	0	0
	Subtotal (Employee Non-Assault)	0	0	0	0	1	1	0	0	0	0	0	0	2
Prisoner														
	Accidental Death	0	0	0	0	0	0	0	0	0	0	0	0	0
	Natural Death	0	0	0	0	0	0	0	0	1	0	0	0	1
	Escape	0	0	0	0	0	0	0	0	0	0	0	0	0
	Escape Attempt	0	0	0	0	0	0	0	0	0	0	0	0	0
	Drug Overdose	0	0	0	0	0	0	0	0	0	0	0	0	0
	Sexual Contact w/Offenders	0	0	0	0	0	0	0	0	0	0	0	0	0
	Suicide	0	0	0	0	0	0	0	0	0	0	0	0	0
	Suicide Attempts	1	2	0	0	0	1	0	1	4	1	1	0	11
	Subtotal (Prisoner Non-Assault)	1	2	0	0	0	1	0	1	5	1	1	0	12
Other														
	All Other	0	0	1	0	0	0	0	1	0	0	0	2	4
	Natural Disaster/Physical Plant	0	0	0	0	0	0	0	0	0	0	0	1	1
	Riot/Disturbance/Demonstration	0	0	0	0	0	0	0	0	0	0	0	0	0
	Hostage Incident	0	0	0	0	0	0	0	0	0	0	0	0	0
	Visitor Related	0	0	0	1	0	0	0	0	0	0	0	0	1
	Subtotal ("Other")	0	0	1	1	0	0	0	1	0	0	0	3	6
Grand Total		2	3	1	3	2	7	1	4	9	5	1	6	44

**Michigan Department of Corrections, Public Act 124 of 2007, Boilerplate Reporting,
Critical Incident Reports, Section 911(2) January 1, 2007-December 31, 2007**

Marquette Branch Prison, 1960 U.S. 41 South, Marquette, MI 49855

Incidents which occurred off duty.		JAN	FEB	MAR	APR	MAY	JUN	JUL	AUG	SEP	OCT	NOV	DEC	TOTAL
Assault Based Critical Incidents														
Employee Victim														
Category I		0	0	0	0	0	0	0	0	0	0	0	0	0
Category II		0	0	0	0	0	0	0	0	0	0	0	0	0
Category III		0	1	0	0	0	0	0	0	0	0	0	0	1
Category IV		0	0	0	0	0	0	0	0	0	0	0	0	0
Category V		0	0	0	0	0	2	0	0	1	0	0	0	3
Category VI		0	1	0	0	0	1	0	0	0	0	0	0	2
Subtotal (Employee Victim Assault)		0	2	0	0	0	3	0	0	1	0	0	0	6
Prisoner Victim														
Category I		0	1	0	0	0	1	0	0	1	0	0	0	3
Category II		0	0	0	0	0	0	0	0	0	0	0	0	0
Category III		0	0	0	0	0	0	0	0	0	0	0	0	0
Category IV		0	0	0	0	0	0	0	0	0	0	0	0	0
Category V		1	1	0	2	2	0	1	1	0	1	1	3	13
Category VI		0	0	0	0	0	1	0	0	0	0	0	0	1
Subtotal (Prisoner Victim Assault)		1	2	0	2	2	2	1	1	1	1	1	3	17
Non-Assault Based Critical Incidents														
Employee														
Accidental Death		0	0	0	0	0	0	0	0	0	0	0	0	0
Natural Death		0	0	0	0	0	0	0	0	0	0	0	0	0
Arrest for Felony or Misdemeanor		0	0	2	0	1	0	1	1	0	0	0	2	7
Firearm Discharge		0	0	0	0	0	0	0	0	0	0	0	0	0
Chemical Agent Discharge		0	0	0	0	1	2	1	0	0	0	0	0	4
Use of Force for Prisoner Control		3	1	0	0	1	2	2	7	6	3	0	0	25
Loss or Theft of Firearm, Chemical Agent or Ammo		0	0	0	0	0	0	0	0	0	0	0	0	0
Suicide		0	0	0	0	0	0	0	0	0	0	0	0	0
Suicide Attempts		0	0	0	0	0	0	0	0	0	0	0	0	0
Subtotal (Employee Non-Assault)		3	1	2	0	3	4	4	8	6	3	0	2	36
Prisoner														
Accidental Death		0	0	0	0	0	0	0	0	0	0	0	0	0
Natural Death		0	1	0	0	0	0	0	0	0	0	1	1	3
Escape		0	0	0	0	0	0	0	0	0	0	0	0	0
Escape Attempt		0	0	0	0	0	0	0	0	0	0	0	0	0
Drug Overdose		0	0	0	0	0	0	0	0	0	0	0	0	0
Sexual Contact w/Offenders		0	0	0	0	0	0	0	0	0	0	0	0	0
Suicide		0	0	0	0	0	0	1	0	0	0	0	0	1
Suicide Attempts		1	0	0	0	0	0	0	0	0	0	0	0	1
Subtotal (Prisoner Non-Assault)		1	1	0	0	0	0	1	0	0	0	1	1	5
Other														
All Other		0	0	0	1	1	0	0	3	1	1	0	1	8
Natural Disaster/Physical Plant		0	0	0	0	0	1	1	1	0	0	0	1	4
Riot/Disturbance/Demonstration		0	0	1	0	0	0	0	0	0	0	0	0	1
Hostage Incident		0	0	0	0	0	0	0	0	0	0	0	0	0
Visitor Related		0	0	1	0	0	0	0	0	0	0	0	0	1
Subtotal ("Other")		0	0	2	1	1	1	1	4	1	1	0	2	14
Grand Total		5	6	4	3	6	10	7	13	9	5	2	8	78

**Michigan Department of Corrections, Public Act 124 of 2007, Boilerplate Reporting,
Critical Incident Reports, Section 911(2) January 1, 2007-December 31, 2007**

Muskegon Correctional Facility, 2400 S. Sheridan Drive, Muskegon, MI 49442

➤ Incidents which occurred off duty.		JAN	FEB	MAR	APR	MAY	JUN	JUL	AUG	SEP	OCT	NOV	DEC	TOTAL
Assault Based Critical Incidents														
Employee Victim														
	Category I	0	0	0	0	0	0	0	0	0	0	0	0	0
	Category II	0	0	0	0	0	0	0	0	0	0	0	0	0
	Category III	0	0	0	0	0	0	0	0	0	0	0	0	0
	Category IV	0	0	0	0	0	0	1	0	0	1	0	0	2
	Category V	0	1	0	0	0	0	0	0	0	0	0	1	2
	Category VI	1	0	1	1	0	0	1	0	1	0	0	1	6
	Subtotal (Employee Victim Assault)	1	1	1	1	0	0	2	0	1	1	0	2	10
Prisoner Victim														
	Category I	0	0	0	0	0	0	0	0	0	0	0	0	0
	Category II	0	0	0	0	0	0	0	0	0	0	0	0	0
	Category III	0	0	0	0	0	0	0	0	0	0	0	0	0
	Category IV	0	0	0	0	1	0	1	1	0	1	0	0	4
	Category V	3	0	1	0	3	1	1	0	0	3	1	1	14
	Category VI	0	0	0	0	0	1	1	0	0	1	1	0	4
	Subtotal (Prisoner Victim Assault)	3	0	1	0	4	2	3	1	0	5	2	1	22
Non-Assault Based Critical Incidents														
Employee														
	Accidental Death	0	0	0	0	0	0	0	0	0	0	0	0	0
	Natural Death	0	0	0	0	0	0	0	0	0	0	0	0	0
➤	Arrest for Felony or Misdemeanor	0	0	0	0	0	0	0	0	0	0	0	0	0
	Firearm Discharge	0	0	0	0	0	0	0	0	0	0	0	0	0
	Chemical Agent Discharge	0	0	0	0	0	0	0	0	0	0	0	0	0
	Use of Force for Prisoner Control	0	0	0	0	0	0	0	0	0	0	0	0	0
	Loss or Theft of Firearm, Chemical Agent or Ammo	0	0	0	0	0	0	0	0	0	0	0	0	0
➤	Suicide	0	0	0	0	0	0	0	0	0	0	0	0	0
➤	Suicide Attempts	0	0	0	0	0	0	0	0	0	0	0	0	0
	Subtotal (Employee Non-Assault)	0	0	0	0	0	0	0	0	0	0	0	0	0
Prisoner														
	Accidental Death	0	0	0	0	0	0	0	0	0	0	0	0	0
	Natural Death	0	0	0	0	0	1	0	0	0	0	0	0	1
	Escape	0	0	0	0	0	0	0	0	0	0	0	0	0
	Escape Attempt	0	0	0	0	0	0	0	0	0	0	0	0	0
	Drug Overdose	0	0	0	1	0	0	0	0	0	0	0	0	1
	Sexual Contact w/Offenders	0	0	0	0	0	0	0	0	0	0	0	0	0
	Suicide	0	0	0	0	0	0	0	0	0	0	0	0	0
	Suicide Attempts	0	0	0	1	0	0	0	0	0	0	0	0	1
	Subtotal (Prisoner Non-Assault)	0	0	0	2	0	1	0	0	0	0	0	0	3
Other														
	All Other	2	0	0	1	2	2	0	1	3	3	1	1	16
	Natural Disaster/Physical Plant	0	1	0	0	0	0	0	0	0	1	0	0	2
	Riot/Disturbance/Hostage/Demonstration	0	0	0	0	0	0	0	0	0	0	0	0	0
	Hostage Incident	0	0	0	0	0	0	0	0	0	0	0	0	0
	Visitor Related	0	0	0	0	0	1	0	0	0	0	0	0	1
	Subtotal ("Other")	2	1	0	1	2	3	0	1	3	4	1	1	19
Grand Total		6	2	2	4	6	6	5	2	4	10	3	4	54

**Michigan Department of Corrections, Public Act 124 of 2007, Boilerplate Reporting,
Critical Incident Reports, Section 911(2) January 1, 2007-December 31, 2007**

Pugsley Correctional Facility, 7401 E. Walton Road, Kingsley, MI 49649

Incidents which occurred off duty.		JAN	FEB	MAR	APR	MAY	JUN	JUL	AUG	SEP	OCT	NOV	DEC	TOTAL
Assault Based Critical Incidents														
Employee Victim														
Category I		0	0	0	0	0	0	0	0	0	0	0	0	0
Category II		0	0	0	0	0	0	0	0	0	0	0	0	0
Category III		0	0	0	0	0	0	0	0	0	0	0	0	0
Category IV		0	0	0	0	0	0	0	0	0	0	0	0	0
Category V		0	0	0	0	0	0	0	0	0	0	0	0	0
Category VI		0	0	0	0	0	0	0	0	0	0	0	0	0
Subtotal (Employee Victim Assault)		0	0	0	0	0	0	0	0	0	0	0	0	0
Prisoner Victim														
Category I		0	0	0	0	0	0	1	0	0	0	0	0	1
Category II		0	0	0	0	0	0	0	0	0	0	0	0	0
Category III		0	0	0	0	0	0	0	0	0	0	0	0	0
Category IV		0	0	0	0	0	0	0	0	0	0	0	0	0
Category V		1	0	0	0	0	0	0	2	0	0	0	0	3
Category VI		0	0	0	0	0	0	0	0	0	0	0	0	0
Subtotal (Prisoner Victim Assault)		1	0	0	0	0	0	1	2	0	0	0	0	4
Non-Assault Based Critical Incidents														
Employee														
Accidental Death		0	0	0	0	0	0	0	0	0	0	0	0	0
Natural Death		0	0	0	0	0	0	0	0	0	0	0	0	0
Arrest for Felony or Misdemeanor		1	0	0	2	0	0	1	1	0	1	0	1	7
Firearm Discharge		0	0	0	0	0	0	0	0	0	0	0	0	0
Chemical Agent Discharge		0	0	0	0	0	0	0	0	0	0	0	0	0
Use of Force for Prisoner Control		0	0	0	0	0	0	0	0	0	0	1	0	1
Loss or Theft of Firearm, Chemical Agent or Ammo		0	0	0	0	0	0	0	0	0	0	0	0	0
Suicide		0	0	0	0	0	0	0	0	0	0	0	0	0
Suicide Attempts		0	0	0	0	0	0	0	0	0	0	0	0	0
Subtotal (Employee Non-Assault)		1	0	0	2	0	0	1	1	0	1	1	1	8
Prisoner														
Accidental Death		0	0	0	0	0	0	0	0	0	0	0	0	0
Natural Death		0	0	0	0	0	0	0	0	0	0	0	0	0
Escape		0	0	0	0	0	0	0	0	0	0	0	0	0
Escape Attempt		0	0	0	0	0	0	0	0	0	0	0	0	0
Drug Overdose		0	0	0	0	0	0	0	0	0	0	0	0	0
Sexual Contact w/Offenders		0	0	0	0	0	0	0	0	0	0	0	0	0
Suicide		0	0	0	0	0	0	0	0	0	0	0	0	0
Suicide Attempts		0	0	0	0	0	0	0	0	0	0	0	0	0
Subtotal (Prisoner Non-Assault)		0	0	0	0	0	0	0	0	0	0	0	0	0
Other														
All Other		0	0	0	0	0	0	0	0	0	1	1	1	3
Natural Disaster/Physical Plant		0	0	0	0	0	1	0	0	0	0	1	0	2
Riot/Disturbance/Hostage/Demonstration		0	0	0	0	0	0	0	0	0	0	0	0	0
Hostage Incident		0	0	0	0	0	0	0	0	0	0	0	0	0
Visitor Related		0	0	0	0	0	0	0	0	0	0	0	0	0
Subtotal ("Other")		0	0	0	0	0	1	0	0	0	1	2	1	5
Grand Total		2	0	0	2	0	1	2	3	0	2	3	2	17

**Michigan Department of Corrections, Public Act 124 of 2007, Boilerplate Reporting,
Critical Incident Reports, Section 911(2) January 1, 2007-December 31, 2007**

Macomb Correctional Facility 34625 26 Mile Road, New Haven, MI 48048

Incidents which occurred off duty.		JAN	FEB	MAR	APR	MAY	JUN	JUL	AUG	SEP	OCT	NOV	DEC	TOTAL
Assault Based Critical Incidents														
Employee Victim														
Category I		0	0	0	0	0	0	0	0	0	0	0	0	0
Category II		0	0	0	0	0	0	0	0	0	0	0	0	0
Category III		0	0	0	0	0	0	0	0	0	0	0	0	0
Category IV		0	0	0	0	0	0	0	0	0	0	0	0	0
Category V		1	1	0	2	0	1	1	3	1	1	0	0	11
Category VI		0	0	1	3	1	2	1	0	1	2	0	1	12
Subtotal (Employee Victim Assault)		1	1	1	5	1	3	2	3	2	3	0	1	23
Prisoner Victim														
Category I		0	0	0	0	0	0	0	1	0	0	0	0	1
Category II		0	0	0	0	0	0	0	1	0	0	0	0	1
Category III		0	0	0	0	0	0	0	0	0	0	0	0	0
Category IV		0	0	0	0	0	0	0	0	0	0	0	0	0
Category V		0	0	0	0	0	1	2	0	1	1	0	1	6
Category VI		0	0	0	0	0	0	0	0	0	0	0	2	2
Subtotal (Prisoner Victim Assault)		0	0	0	0	0	1	2	2	1	1	0	3	10
Non-Assault Based Critical Incidents														
Employee														
Accidental Death		0	0	0	0	0	0	0	0	0	0	0	0	0
Natural Death		0	0	0	0	0	0	0	0	0	0	0	0	0
Arrest for Felony or Misdemeanor		0	0	0	0	0	0	0	0	0	0	0	0	0
Firearm Discharge		0	0	0	0	0	0	0	0	0	0	0	0	0
Chemical Agent Discharge		0	0	0	0	0	0	0	0	0	0	0	0	0
Use of Force for Prisoner Control		0	0	0	0	0	0	0	0	0	0	0	0	0
Loss or Theft of Firearm, Chemical Agent or Ammo		0	0	0	0	0	0	0	0	0	0	0	0	0
Suicide		0	0	0	0	0	0	0	0	0	0	0	0	0
Suicide Attempts		0	0	0	0	0	0	0	0	0	0	0	0	0
Subtotal (Employee Non-Assault)		0	0	0	0	0	0	0	0	0	0	0	0	0
Prisoner														
Accidental Death		0	0	0	0	0	0	0	0	0	0	0	0	0
Natural Death		0	0	0	0	0	0	1	0	0	0	1	0	2
Escape		0	0	0	0	2	0	0	0	0	0	0	0	2
Escape Attempt		0	0	0	0	0	0	0	0	0	0	0	0	0
Drug Overdose		0	0	0	0	0	0	0	0	0	0	0	0	0
Sexual Contact w/Offenders		0	0	0	0	0	0	0	0	0	0	0	0	0
Suicide		0	0	0	0	0	0	0	0	0	0	0	0	0
Suicide Attempts		0	0	0	0	0	0	0	0	0	0	0	0	0
Subtotal (Prisoner Non-Assault)		0	0	0	0	2	0	1	0	0	0	1	0	4
Other														
All Other		0	0	0	0	0	0	0	0	0	0	0	0	0
Natural Disaster/Physical Plant		0	0	0	0	0	0	0	0	0	0	0	0	0
Riot/Disturbance/Hostage/Demonstration		0	0	0	0	0	0	0	0	0	0	0	0	0
Hostage Incident		0	0	0	0	0	0	0	0	0	0	0	0	0
Visitor Related		0	0	0	0	0	0	0	0	0	0	0	0	0
Subtotal ("Other")		0	0	0	0	0	0	0	0	0	0	0	0	0
Grand Total		1	1	1	5	3	4	5	5	3	4	1	4	37

**Michigan Department of Corrections, Public Act 124 of 2007, Boilerplate Reporting,
Critical Incident Reports, Section 911(2) January 1, 2007-December 31, 2007**

West Shoreline Correctional Facility 2500 S. Sheridan Drive, Muskegon Heights, MI 49444

Incidents which occurred off duty.		JAN	FEB	MAR	APR	MAY	JUN	JUL	AUG	SEP	OCT	NOV	DEC	TOTAL
Assault Based Critical Incidents														
Employee Victim														
	Category I	0	0	0	0	0	0	0	0	0	0	0	0	0
	Category II	0	0	0	0	0	0	0	0	0	0	0	0	0
	Category III	0	0	0	0	0	0	0	0	0	0	0	0	0
	Category IV	0	0	0	0	0	0	0	0	0	0	0	0	0
	Category V	0	0	1	0	0	0	0	0	1	0	0	0	2
	Category VI	1	0	0	0	0	1	0	0	0	0	0	0	2
	Subtotal (Employee Victim Assault)	1	0	1	0	0	1	0	0	1	0	0	0	4
Prisoner Victim														
	Category I	0	0	0	0	0	0	0	0	0	0	0	0	0
	Category II	0	0	0	0	0	0	0	0	0	0	0	0	0
	Category III	0	0	0	0	0	0	0	0	0	0	0	0	0
	Category IV	0	0	0	0	0	0	0	0	0	0	0	0	0
	Category V	1	1	0	2	0	0	0	0	0	0	0	0	4
	Category VI	0	0	0	0	0	0	0	0	0	0	1	0	1
	Subtotal (Prisoner Victim Assault)	1	1	0	2	0	0	0	0	0	0	1	0	5
Non-Assault Based Critical Incidents														
Employee														
	Accidental Death	0	0	0	0	0	0	0	0	0	0	0	0	0
	Natural Death	0	0	0	0	0	0	0	0	0	0	0	0	0
➔	Arrest for Felony or Misdemeanor	0	1	0	0	0	0	0	0	0	0	0	0	1
	Firearm Discharge	0	0	0	0	0	0	0	0	0	0	0	0	0
	Chemical Agent Discharge	0	0	0	0	0	0	0	0	0	0	0	0	0
	Use of Force for Prisoner Control	0	0	0	0	0	0	0	0	0	0	0	0	0
	Loss or Theft of Firearm, Chemical Agent or Ammo	0	0	0	0	0	0	0	0	0	0	0	0	0
➔	Suicide	0	0	0	0	0	0	0	0	0	0	0	0	0
➔	Suicide Attempts	0	0	0	0	0	0	0	0	0	0	0	0	0
	Subtotal (Employee Non-Assault)	0	1	0	0	0	0	0	0	0	0	0	0	1
Prisoner														
	Accidental Death	0	0	0	0	0	0	0	0	0	0	0	0	0
	Natural Death	0	0	0	0	0	0	0	1	0	0	0	0	1
	Escape	0	0	0	0	0	0	0	0	0	0	0	0	0
	Escape Attempt	0	0	0	0	0	0	0	0	0	0	0	0	0
	Drug Overdose	0	0	0	0	0	0	0	0	0	0	0	0	0
	Sexual Contact w/Offenders	0	0	0	0	0	0	0	0	0	0	0	0	0
	Suicide	0	0	0	0	0	0	0	0	0	0	0	0	0
	Suicide Attempts	0	0	0	0	0	0	0	0	0	0	0	0	0
	Subtotal (Prisoner Non-Assault)	0	0	0	0	0	0	0	1	0	0	0	0	1
Other														
	All Other	0	0	0	0	0	0	1	0	0	0	0	0	1
	Natural Disaster/Physical Plant	0	0	0	0	0	0	0	0	0	0	0	0	0
	Riot/Disturbance/Hostage/Demonstration	0	0	0	0	0	0	0	0	0	0	0	0	0
	Hostage Incident	0	0	0	0	0	0	0	0	0	0	0	0	0
	Visitor Related	0	1	0	0	0	0	0	0	0	0	0	0	1
	Subtotal ("Other")	0	1	0	0	0	0	1	0	0	0	0	0	2
Grand Total		2	3	1	2	0	1	1	1	1	0	1	0	13

**Michigan Department of Corrections, Public Act 124 of 2007, Boilerplate Reporting,
Critical Incident Reports, Section 911(2) January 1, 2007-December 31, 2007**

Richard A. Handlon Correctional Facility, 1728 Bluewater Highway, Ionia, MI 48846

Incidents which occurred off duty.		JAN	FEB	MAR	APR	MAY	JUN	JUL	AUG	SEP	OCT	NOV	DEC	TOTAL
Assault Based Critical Incidents														
Employee Victim														
Category I		0	0	0	0	0	0	0	0	0	0	0	0	0
Category II		0	0	0	0	0	0	0	0	0	0	0	0	0
Category III		0	0	0	0	0	0	0	0	0	0	0	0	0
Category IV		0	0	0	0	0	0	0	0	0	0	0	0	0
Category V		1	0	1	0	0	0	1	1	0	0	0	1	5
Category VI		0	0	0	0	0	0	0	0	0	0	0	0	0
Subtotal (Employee Victim Assault)		1	0	1	0	0	0	1	1	0	0	0	1	5
Prisoner Victim														
Category I		0	0	0	0	0	0	0	0	0	0	0	0	0
Category II		0	0	1	0	0	1	0	0	0	0	0	0	2
Category III		0	0	0	0	0	0	0	0	0	0	0	0	0
Category IV		0	0	0	0	0	0	1	0	0	0	0	0	1
Category V		1	1	0	0	1	2	1	1	0	1	1	0	9
Category VI		0	0	0	0	0	0	0	0	0	0	0	0	0
Subtotal (Prisoner Victim Assault)		1	1	1	0	1	3	2	1	0	1	1	0	12
Non-Assault Based Critical Incidents														
Employee														
Accidental Death		0	0	0	0	0	0	0	0	0	0	0	0	0
Natural Death		0	0	0	0	0	0	0	0	0	0	0	0	0
Arrest for Felony or Misdemeanor		0	0	0	0	0	0	0	0	0	0	0	0	0
Firearm Discharge		0	0	0	0	0	0	0	0	0	0	0	0	0
Chemical Agent Discharge		0	0	1	0	0	0	0	1	0	0	0	0	2
Use of Force for Prisoner Control		0	0	0	0	0	0	0	0	2	0	0	0	2
Loss or Theft of Firearm, Chemical Agent or Ammo		0	0	0	0	0	0	0	0	0	0	0	0	0
Suicide		0	0	0	0	0	0	0	0	0	0	0	0	0
Suicide Attempts		0	0	0	0	0	0	0	0	0	0	0	0	0
Subtotal (Employee Non-Assault)		0	0	1	0	0	0	0	1	2	0	0	0	4
Prisoner														
Accidental Death		0	0	0	0	0	0	0	0	0	0	0	0	0
Natural Death		0	0	0	0	0	0	0	0	0	1	0	0	1
Escape		0	0	0	0	0	0	0	0	0	0	0	0	0
Escape Attempt		0	0	0	0	0	1	0	0	1	0	0	0	2
Drug Overdose		0	0	0	0	0	0	0	0	0	0	0	0	0
Sexual Contact w/Offenders		0	0	1	0	0	0	0	0	0	0	0	0	1
Suicide		0	0	0	0	0	0	0	0	0	0	0	0	0
Suicide Attempts		0	0	2	0	1	0	1	0	0	1	4	0	9
Subtotal (Prisoner Non-Assault)		0	0	3	0	1	1	1	0	1	2	4	0	13
Other														
All Other		0	0	0	0	0	0	0	0	0	0	0	0	0
Natural Disaster/Physical Plant		0	0	0	0	0	0	0	0	0	0	0	0	0
Riot/Disturbance/Hostage/Demonstration		0	0	0	0	0	0	0	0	0	0	0	0	0
Hostage Incident		0	0	0	0	0	0	0	0	0	0	0	0	0
Visitor Related		0	0	0	0	2	0	0	0	0	0	0	0	2
Subtotal ("Other")		0	0	0	0	2	0	0	0	0	0	0	0	2
Grand Total		2	1	6	0	4	4	4	3	3	3	5	1	36

**Michigan Department of Corrections, Public Act 124 of 2007, Boilerplate Reporting,
Critical Incident Reports, Section 911(2) January 1, 2007-December 31, 2007**

Newberry Correctional Facility, 3001 Newberry Avenue, Newberry, MI 49868

Incidents which occurred off duty.		JAN	FEB	MAR	APR	MAY	JUN	JUL	AUG	SEP	OCT	NOV	DEC	TOTAL
Assault Based Critical Incidents														
Employee Victim														
Category I		0	0	0	0	0	0	0	0	0	0	0	0	0
Category II		0	0	0	0	0	0	0	0	0	0	0	0	0
Category III		0	0	0	0	0	0	0	0	0	0	0	0	0
Category IV		0	0	0	0	0	0	0	1	0	0	0	0	1
Category V		1	0	0	0	0	0	0	0	0	1	0	0	2
Category VI		0	0	0	0	1	0	0	0	2	0	2	0	5
Subtotal (Employee Victim Assault)		1	0	0	0	1	0	0	1	2	1	2	0	8
Prisoner Victim														
Category I		0	0	0	0	0	0	0	0	0	0	0	0	0
Category II		0	0	0	0	0	0	0	0	0	0	0	0	0
Category III		0	0	0	0	0	0	0	0	0	0	0	0	0
Category IV		0	0	0	0	0	0	0	0	0	0	0	0	0
Category V		5	3	3	1	1	1	2	5	4	4	0	0	29
Category VI		0	0	1	0	0	0	0	0	0	0	0	0	1
Subtotal (Prisoner Victim Assault)		5	3	4	1	1	1	2	5	4	4	0	0	30
Non-Assault Based Critical Incidents														
Employee														
Accidental Death		0	0	0	0	0	0	0	0	0	0	0	0	0
Natural Death		0	0	0	0	0	0	0	0	0	0	0	0	0
Arrest for Felony or Misdemeanor		2	0	0	1	0	0	0	0	0	0	0	1	4
Firearm Discharge		0	0	0	0	0	0	0	0	0	0	0	0	0
Chemical Agent Discharge		0	0	0	0	0	0	0	1	0	0	0	0	1
Use of Force for Prisoner Control		0	0	0	0	1	0	0	0	0	0	1	0	2
Loss or Theft of Firearm, Chemical Agent or Ammo		0	0	0	0	0	0	0	0	0	0	0	0	0
Suicide		0	0	0	0	0	0	0	0	0	0	0	0	0
Suicide Attempts		0	0	0	0	0	0	0	0	0	0	0	0	0
Subtotal (Employee Non-Assault)		2	0	0	1	1	0	0	0	1	0	1	1	7
Prisoner														
Accidental Death		0	0	0	0	0	0	0	0	0	0	0	0	0
Natural Death		0	0	0	0	0	0	0	0	0	0	0	0	0
Escape		0	0	0	0	0	0	0	0	0	0	0	0	0
Escape Attempt		0	0	0	0	0	0	0	0	0	0	0	0	0
Drug Overdose		0	0	0	0	0	0	0	0	0	0	0	0	0
Sexual Contact w/Offenders		0	0	0	0	0	0	0	1	0	0	0	0	1
Suicide		0	0	0	0	0	0	0	0	0	0	0	0	0
Suicide Attempts		0	0	0	0	0	0	0	0	0	0	0	0	0
Subtotal (Prisoner Non-Assault)		0	0	0	0	0	0	0	1	0	0	0	0	1
Other														
All Other		1	3	1	0	1	2	2	0	2	1	0	1	14
Natural Disaster/Physical Plant		0	0	0	0	0	0	1	0	1	0	0	0	2
Riot/Disturbance/Hostage/Demonstration		0	0	0	0	0	0	0	0	0	0	0	0	0
Hostage Incident		0	0	0	0	0	0	0	0	0	0	0	0	0
Visitor Related		0	0	0	0	0	0	0	0	0	0	0	0	0
Subtotal ("Other")		1	3	1	0	1	2	3	0	3	1	0	1	16
Grand Total		9	6	5	2	4	3	5	7	10	6	3	2	62

**Michigan Department of Corrections, Public Act 124 of 2007, Boilerplate Reporting,
Critical Incident Reports, Section 911(2) January 1, 2007-December 31, 2007**

Mound Correctional Facility, 17601 Mound Road, Detroit, MI 48212

Incidents which occurred off duty.		JAN	FEB	MAR	APR	MAY	JUN	JUL	AUG	SEP	OCT	NOV	DEC	TOTAL
Assault Based Critical Incidents														
Employee Victim														
	Category I	0	0	0	0	0	0	0	0	0	0	0	0	0
	Category II	0	0	0	0	0	0	0	0	0	0	0	0	0
	Category III	0	0	0	0	0	0	0	0	0	0	0	0	0
	Category IV	0	0	0	0	0	0	0	0	0	0	0	0	0
	Category V	0	0	0	0	1	0	0	0	0	0	0	0	1
	Category VI	0	0	0	0	0	0	0	1	0	0	0	1	2
	Subtotal (Employee Victim Assault)	0	0	0	0	1	0	0	1	0	0	0	1	3
Prisoner Victim														
	Category I	0	0	0	0	0	0	0	0	0	0	0	0	0
	Category II	0	0	0	0	0	0	0	0	0	0	0	0	0
	Category III	0	0	0	0	0	0	0	0	0	0	0	0	0
	Category IV	0	0	0	0	0	0	0	0	0	0	0	0	0
	Category V	0	1	0	0	0	0	0	1	0	0	0	0	2
	Category VI	1	0	0	0	0	0	0	0	0	0	0	0	1
	Subtotal (Prisoner Victim Assault)	1	1	0	0	0	0	0	1	0	0	0	0	3
Non-Assault Based Critical Incidents														
Employee														
	Accidental Death	0	0	0	0	0	0	0	0	0	0	0	0	0
	Natural Death	0	0	0	0	0	0	0	0	0	0	0	0	0
	Arrest for Felony or Misdemeanor	0	0	0	0	1	0	0	0	1	0	1	1	4
	Firearm Discharge	0	0	0	0	0	0	0	0	0	0	0	0	0
	Chemical Agent Discharge	0	0	0	0	0	0	0	0	0	0	0	0	0
	Use of Force for Prisoner Control	0	0	0	0	0	0	0	0	0	0	0	0	0
	Los or Theft of Firearm, Chemical Agent or Ammo	0	0	0	0	0	0	0	0	0	0	1	0	1
	Suicide	0	0	0	0	0	0	0	0	0	0	0	0	0
	Suicide Attempts	0	0	0	0	0	0	0	0	0	0	0	0	0
	Subtotal (Employee Non-Assault)	0	0	0	0	1	0	0	0	1	0	2	1	5
Prisoner														
	Accidental Death	0	0	0	0	0	0	0	0	0	0	0	0	0
	Natural Death	0	0	1	0	0	0	1	0	0	0	1	0	3
	Escape	0	0	0	0	0	0	0	0	0	0	0	0	0
	Escape Attempt	0	0	0	0	0	0	0	0	0	0	0	0	0
	Drug Overdose	0	0	0	0	0	0	0	0	0	0	0	0	0
	Sexual Contact w/Offenders	0	0	0	1	0	1	0	1	0	0	0	0	3
	Suicide	0	0	0	0	0	0	0	0	0	0	0	0	0
	Suicide Attempts	0	0	0	0	0	0	1	0	0	0	0	1	2
	Subtotal (Prisoner Non-Assault)	0	0	1	1	0	1	2	1	0	0	1	1	8
Other														
	All Other	6	3	6	3	4	4	3	3	4	8	5	3	52
	Natural Disaster/Physical Plant	0	0	0	0	0	0	0	0	0	0	0	0	0
	Riot/Disturbance/Hostage/Demonstration	0	0	0	0	0	0	0	0	0	0	0	0	0
	Hostage Incident	0	0	0	0	0	0	0	0	0	0	0	0	0
	Visitor Related	1	0	1	0	0	0	0	0	0	0	0	0	2
	Subtotal ("Other")	7	3	7	3	4	4	3	3	4	8	5	3	54
Grand Total		8	4	8	4	6	5	5	6	5	8	8	6	73

**Michigan Department of Corrections, Public Act 124 of 2007, Boilerplate Reporting,
Critical Incident Reports, Section 911(2) January 1, 2007-December 31, 2007**

Ojibway Correctional Facility, N 5705 Ojibway Road, Marenisco, MI 49947

Incidents which occurred off duty.		JAN	FEB	MAR	APR	MAY	JUN	JUL	AUG	SEP	OCT	NOV	DEC	TOTAL
Assault Based Critical Incidents														
Employee Victim														
	Category I	0	0	0	0	0	0	0	0	0	0	0	0	0
	Category II	0	0	0	0	0	0	0	0	0	0	0	0	0
	Category III	0	0	0	0	0	0	0	0	0	0	0	0	0
	Category IV	0	0	0	0	0	0	0	0	0	0	0	0	0
	Category V	0	0	0	1	0	0	0	0	1	2	0	1	5
	Category VI	0	0	2	0	0	0	0	0	0	1	0	0	3
	Subtotal (Employee Victim Assault)	0	0	2	1	0	0	0	0	1	3	0	1	8
Prisoner Victim														
	Category I	0	0	0	0	0	0	0	0	0	0	0	0	0
	Category II	0	0	0	0	0	0	0	0	0	0	0	0	0
	Category III	0	0	0	0	0	0	0	0	0	0	0	0	0
	Category IV	0	0	0	0	0	0	0	0	0	0	0	0	0
	Category V	2	2	1	0	2	0	1	0	2	0	1	0	11
	Category VI	0	0	0	0	0	0	0	0	0	0	0	0	0
	Subtotal (Prisoner Victim Assault)	2	2	1	0	2	0	1	0	2	0	1	0	11
Non-Assault Based Critical Incidents														
Employee														
	Accidental Death	0	0	0	0	0	0	0	0	0	0	0	0	0
	Natural Death	0	0	0	0	1	0	0	0	0	0	0	0	1
➔	Arrest for Felony or Misdemeanor	0	0	0	0	0	0	0	0	0	0	0	0	0
	Firearm Discharge	0	0	0	0	0	0	0	0	0	0	0	0	0
	Chemical Agent Discharge	0	0	0	0	0	0	0	0	0	0	0	0	0
	Use of Force for Prisoner Control	0	0	0	0	0	0	0	0	0	0	0	0	0
	Loss or Theft of Firearm, Chemical Agent or Ammo	0	0	0	0	0	0	0	0	0	0	0	0	0
➔	Suicide	0	0	0	0	0	0	0	0	0	0	0	0	0
➔	Suicide Attempts	0	0	0	0	0	0	0	0	0	0	0	0	0
	Subtotal (Employee Non-Assault)	0	0	0	0	1	0	0	0	0	0	0	0	1
Prisoner														
	Accidental Death	0	0	0	0	0	1	0	0	0	0	0	0	1
	Natural Death	0	0	0	0	0	0	0	0	0	0	0	0	0
	Escape	0	0	0	0	0	0	0	0	0	0	0	0	0
	Escape Attempt	0	0	0	0	1	0	0	0	0	0	0	0	1
	Drug Overdose	0	0	0	0	0	0	0	0	0	0	0	0	0
	Sexual Contact w/Offenders	0	0	0	0	0	0	0	0	0	0	0	0	0
	Suicide	0	0	0	0	0	0	0	0	0	0	0	0	0
	Suicide Attempts	0	0	0	0	0	0	0	0	1	1	0	0	2
	Subtotal (Prisoner Non-Assault)	0	0	0	0	1	1	0	0	1	1	0	0	4
Other														
	All Other	4	2	0	3	0	2	0	3	4	0	3	1	22
	Natural Disaster/Physical Plant	0	0	0	0	0	2	4	3	2	0	0	0	11
	Riot/Disturbance/Hostage/Demonstration	0	0	0	0	0	0	0	0	0	0	0	0	0
	Hostage Incident	0	0	0	0	0	0	0	0	0	0	0	0	0
	Visitor Related	0	0	0	0	0	0	0	0	0	0	0	0	0
	Subtotal ("Other")	4	2	0	3	0	4	4	6	6	0	3	1	33
Grand Total		6	4	3	4	4	5	5	6	10	4	4	2	57

**Michigan Department of Corrections, Public Act 124 of 2007, Boilerplate Reporting,
Critical Incident Reports, Section 911(2) January 1, 2007-December 31, 2007**

Boyer Road Correctional Facility, 10274 Boyer Road, Carson City, MI 48811

Incidents which occurred off duty.		JAN	FEB	MAR	APR	MAY	JUN	JUL	AUG	SEP	OCT	NOV	DEC	TOTAL
Assault Based Critical Incidents														
Employee Victim														
	Category I	0	0	0	0	0	0	0	0	0	0	0	0	0
	Category II	0	0	0	0	0	0	0	0	0	0	0	0	0
	Category III	0	0	0	0	0	0	0	0	0	0	0	0	0
	Category IV	0	0	0	0	0	0	0	0	0	0	0	0	0
	Category V	0	0	0	0	0	0	0	0	0	0	0	0	0
	Category VI	0	0	0	0	0	0	0	0	0	0	0	0	0
	Subtotal (Employee Victim Assault)	0	0	0	0	0	0	0	0	0	0	0	0	0
Prisoner Victim														
	Category I	0	0	0	0	0	0	1	0	0	0	0	0	1
	Category II	0	0	0	0	0	0	0	0	0	0	0	0	0
	Category III	0	0	0	0	0	0	0	0	0	0	0	0	0
	Category IV	0	0	0	0	0	0	0	0	0	0	0	0	0
	Category V	1	0	2	0	1	1	1	0	1	0	0	0	7
	Category VI	0	0	0	0	0	1	0	0	0	0	0	0	1
	Subtotal (Prisoner Victim Assault)	1	0	2	0	1	2	2	0	1	0	0	0	9
Non-Assault Based Critical Incidents														
Employee														
	Accidental Death	0	0	0	0	0	0	0	0	0	0	0	0	0
	Natural Death	0	0	0	0	0	0	0	1	0	0	0	0	1
	Arrest for Felony or Misdemeanor	0	0	0	0	0	0	0	0	0	1	0	0	1
	Firearm Discharge	0	0	0	0	0	0	0	0	0	0	0	0	0
	Chemical Agent Discharge	0	0	0	0	0	0	0	0	0	0	0	0	0
	Use of Force for Prisoner Control	0	0	0	0	0	0	0	0	0	0	0	0	0
	Loss or Theft of Firearm, Chemical Agent or Ammo	0	0	0	0	0	0	0	0	0	0	0	0	0
	Suicide	0	0	0	0	0	0	0	0	0	0	0	0	0
	Suicide Attempts	0	0	0	0	0	0	0	0	0	0	0	0	0
	Subtotal (Employee Non-Assault)	0	0	0	0	0	0	0	1	0	1	0	0	2
Prisoner														
	Accidental Death	0	0	0	0	0	0	0	0	0	0	0	0	0
	Natural Death	0	0	0	0	0	0	0	0	0	0	0	0	0
	Escape	0	0	0	0	0	0	0	0	0	0	0	0	0
	Escape Attempt	0	0	0	0	0	0	0	0	0	0	0	0	0
	Drug Overdose	0	0	0	0	0	0	0	0	0	0	0	0	0
	Sexual Contact w/Offenders	0	0	0	0	0	0	0	0	0	0	0	0	0
	Suicide	0	0	0	0	0	0	0	0	0	0	0	0	0
	Suicide Attempts	0	0	0	0	0	0	0	0	0	0	0	0	0
	Subtotal (Prisoner Non-Assault)	0	0	0	0	0	0	0	0	0	0	0	0	0
Other														
	All Other	0	0	0	0	0	0	0	0	0	0	0	0	0
	Natural Disaster/Physical Plant	0	0	0	0	0	0	0	0	0	0	0	0	0
	Riot/Disturbance/Hostage/Demonstration	0	0	0	0	0	0	0	0	0	0	0	0	0
	Hostage Incident	0	0	0	0	0	0	0	0	0	0	0	0	0
	Visitor Related	0	0	0	0	0	0	0	0	0	0	0	0	0
	Subtotal ("Other")	0	0	0	0	0	0	0	0	0	0	0	0	0
Grand Total		1	0	2	0	1	2	2	1	1	1	0	0	11

**Michigan Department of Corrections, Public Act 124 of 2007, Boilerplate Reporting,
Critical Incident Reports, Section 911(2) January 1, 2007-December 31, 2007**

Riverside Correctional Facility, 777 W. Riverside Drive, Ionia, MI 48846

Incidents which occurred off duty.		JAN	FEB	MAR	APR	MAY	JUN	JUL	AUG	SEP	OCT	NOV	DEC	TOTAL
Assault Based Critical Incidents														
Employee Victim														
Category I		0	0	0	0	0	0	0	0	0	0	0	0	0
Category II		0	0	0	0	0	0	0	0	0	0	0	0	0
Category III		0	0	0	0	0	0	0	0	0	0	0	0	0
Category IV		0	0	0	0	0	0	0	0	0	0	0	0	0
Category V		1	0	0	1	0	1	1	0	0	0	0	0	4
Category VI		1	0	0	0	0	0	1	0	0	0	0	0	2
Subtotal (Employee Victim Assault)		2	0	0	1	0	1	2	0	0	0	0	0	6
Prisoner Victim														
Category I		0	0	0	0	0	0	0	0	0	0	0	0	0
Category II		0	0	0	0	0	0	0	0	0	1	0	0	1
Category III		0	0	0	0	0	0	0	0	0	0	0	0	0
Category IV		0	0	0	0	0	0	0	0	0	0	0	0	0
Category V		0	0	1	0	0	2	2	2	0	0	0	0	7
Category VI		0	0	1	0	0	0	0	0	0	0	0	0	1
Subtotal (Prisoner Victim Assault)		0	0	2	0	0	2	2	2	0	1	0	0	9
Non-Assault Based Critical Incidents														
Employee														
Accidental Death		0	0	0	0	0	0	0	0	0	0	0	0	0
Natural Death		0	0	0	0	0	0	0	0	0	0	0	0	0
Arrest for Felony or Misdemeanor		0	0	0	0	2	0	1	1	0	1	0	0	5
Firearm Discharge		0	0	0	0	0	0	0	0	0	0	0	0	0
Chemical Agent Discharge		0	0	0	0	0	0	0	0	0	0	0	0	0
Use of Force Prisoner Control		2	0	0	0	0	0	0	0	0	0	0	0	2
Loss or Theft of Firearm, Chemical Agent or Ammo		0	0	0	0	1	0	0	0	0	0	0	0	1
Suicide		0	0	0	0	0	0	0	0	0	0	0	0	0
Suicide Attempts		0	0	0	0	0	0	0	0	0	0	0	0	0
Subtotal (Employee Non-Assault)		2	0	0	0	3	0	1	1	0	1	0	0	8
Prisoner														
Accidental Death		0	0	0	0	0	0	0	0	0	0	0	0	0
Natural Death		0	0	0	1	0	0	0	0	0	0	0	0	1
Escape		0	0	0	0	0	0	0	0	0	0	0	0	0
Escape Attempt		0	0	0	0	0	0	0	0	0	0	0	0	0
Drug Overdose		0	0	0	0	0	0	0	0	0	0	0	0	0
Sexual Contact w/Offenders		0	0	0	0	0	0	0	0	0	0	0	0	0
Suicide		0	0	0	0	0	0	0	0	0	0	0	0	0
Suicide Attempts		0	1	2	0	1	0	1	1	2	0	0	0	8
Subtotal (Prisoner Non-Assault)		0	1	2	1	1	0	1	1	2	0	0	0	9
Other														
All Other		9	3	4	5	8	10	17	16	10	6	2	0	90
Natural Disaster/Physical Plant		0	0	0	0	0	2	0	1	0	4	0	0	7
Riot/Disturbance/Hostage/Demonstration		0	0	0	0	0	0	0	0	0	0	0	0	0
Hostage Incident		0	0	0	0	0	0	0	0	0	0	0	0	0
Visitor Related		0	0	0	0	0	0	0	0	0	1	0	0	1
Subtotal ("Other")		9	3	4	5	8	12	17	17	10	11	2	0	98
Grand Total		13	4	8	7	12	15	23	21	12	13	2	0	130

**Michigan Department of Corrections, Public Act 124 of 2007, Boilerplate Reporting,
Critical Incident Reports, Section 911(2) January 1, 2007-December 31, 2007**

Charles Egeler Reception & Guidance Center, 3855 Cooper Street, Jackson, MI 49201

Incidents which occurred off duty.	JAN	FEB	MAR	APR	MAY	JUN	JUL	AUG	SEP	OCT	NOV	DEC	TOTAL
Assault Based Critical Incidents													
Employee Victim													
Category I	0	0	0	0	0	0	0	0	0	0	0	0	0
Category II	0	0	0	0	0	0	0	0	0	0	0	0	0
Category III	0	0	0	0	0	0	0	1	0	0	0	0	1
Category IV	0	0	0	0	0	0	0	0	0	0	0	0	0
Category V	0	0	0	0	2	1	1	0	0	0	1	1	6
Category VI	2	1	3	0	1	2	1	0	0	0	0	2	12
Subtotal (Employee Victim Assault)	2	1	3	0	3	3	2	1	0	0	1	3	19
Prisoner Victim													
Category I	0	0	0	0	0	0	0	0	0	0	0	0	0
Category II	0	0	0	0	0	0	0	0	0	0	0	0	0
Category III	0	0	0	0	0	0	0	0	0	0	0	0	0
Category IV	0	0	0	0	0	0	0	0	0	0	0	0	0
Category V	1	1	1	0	0	0	0	0	1	3	0	0	7
Category VI	0	0	0	2	0	0	1	1	0	1	1	0	6
Subtotal (Prisoner Victim Assault)	1	1	1	2	0	0	1	1	1	4	1	0	13
Non-Assault Based Critical Incidents													
Employee													
Accidental Death	0	0	0	0	0	0	0	0	0	0	0	0	0
Natural Death	0	0	0	0	0	0	0	0	0	0	0	0	0
Arrest for Felony or Misdemeanor	0	0	0	0	0	0	0	1	2	1	0	0	4
Firearm Discharge	0	0	0	0	0	0	0	0	0	0	0	0	0
Chemical Agent Discharge	0	0	0	0	0	0	0	0	0	0	0	0	0
Use of Force for Prisoner Control	2	1	6	1	1	0	1	4	0	0	0	1	17
Loss or Theft of Firearm, Chemical Agent or Ammo	0	0	0	0	0	0	0	0	0	0	0	0	0
Suicide	0	0	0	0	0	0	0	0	0	0	1	0	1
Suicide Attempts	0	0	0					0	0	0	0	0	0
Subtotal (Employee Non-Assault)	2	1	6	1	1	0	1	5	2	1	1	1	22
Prisoner													
Accidental Death	0	0	0	0	0	0	0	0	0	0	0	0	0
Natural Death	4	4	1	2	4	1	3	7	2	4	8	4	44
Escape	0	0	0	0	0	0	0	0	0	0	0	0	0
Escape Attempt	0	0	0	0	0	0	0	0	0	0	0	0	0
Drug Overdose	0	0	0	0	0	0	0	0	0	0	0	0	0
Sexual Contact w/Offenders	0	0	0	0	0	0	0	0	0	0	0	0	0
Suicide	0	0	0	0	0	0	0	0	0	0	0	0	0
Suicide Attempts	0	0	0	3	3	1	1	0	0	0	0	0	8
Subtotal (Prisoner Non-Assault)	4	4	1	5	7	2	4	7	2	4	8	4	52
Other													
All Other	2	1	1	2	5	5	1	1	1	1	2	0	22
Natural Disaster/Physical Plant	0	0	0	1	0	0	1	0	0	1	0	0	3
Riot/Disturbance/Hostage/Demonstration	0	0	0	0	0	0	0	0	0	0	0	0	0
Hostage Incident	0	0	0	0	0	0	0	0	0	0	0	0	0
Visitor Related	0	0	0	0	0	0	0	0	0	0	0	0	0
Subtotal ("Other")	2	1	1	3	5	5	2	1	1	2	2	0	25
Grand Total	11	8	12	11	16	10	10	15	6	11	13	8	131

**Michigan Department of Corrections, Public Act 124 of 2007, Boilerplate Reporting,
Critical Incident Reports, Section 911(2) January 1, 2007-December 31, 2007**

Michigan Reformatory, 1342 W. Main, Ionia, MI 48846

Incidents which occurred off duty.		JAN	FEB	MAR	APR	MAY	JUN	JUL	AUG	SEP	OCT	NOV	DEC	TOTAL
Assault Based Critical Incidents														
Employee Victim														
	Category I	0	0	0	0	0	0	0	0	0	0	0	0	0
	Category II	0	0	0	0	0	0	0	0	0	0	0	0	0
	Category III	0	0	0	0	0	0	0	0	0	0	0	0	0
	Category IV	0	0	0	0	0	0	0	0	0	0	0	0	0
	Category V	0	0	0	0	0	0	0	0	0	0	0	0	0
	Category VI	0	0	0	0	0	0	0	0	0	0	0	0	0
	Subtotal (Employee Victim Assault)	0	0	0	0	0	0	0	0	0	0	0	0	0
Prisoner Victim														
	Category I	0	0	0	0	0	0	0	0	0	0	0	0	0
	Category II	0	0	0	0	0	0	0	0	0	0	0	0	0
	Category III	0	0	0	0	0	0	0	0	0	0	0	1	1
	Category IV	0	0	0	0	0	0	0	0	0	0	0	1	1
	Category V	0	0	0	0	0	0	0	0	0	0	0	1	1
	Category VI	0	0	0	0	0	0	0	0	0	0	0	0	0
	Subtotal (Prisoner Victim Assault)	0	0	0	0	0	0	0	0	0	0	0	3	3
Non-Assault Based Critical Incidents														
Employee														
	Accidental Death	0	0	0	0	0	0	0	0	0	0	0	0	0
	Natural Death	0	0	0	0	0	0	0	0	0	0	0	0	0
➔	Arrest for Felony or Misdemeanor	0	0	0	0	0	0	0	0	0	0	1	1	2
	Firearm Discharge	0	0	0	0	0	0	0	0	0	0	0	0	0
	Chemical Agent Discharge	0	0	0	0	0	0	0	0	0	0	0	0	0
	Use of Force Prisoner Control	0	0	0	0	0	0	0	0	0	0	0	0	0
	Loss or Theft of Firearm, Chemical Agent or Ammo	0	0	0	0	0	0	0	0	0	0	0	0	0
➔	Suicide	0	0	0	0	0	0	0	0	0	0	0	0	0
➔	Suicide Attempts	0	0	0	0	0	0	0	0	0	0	0	0	0
	Subtotal (Employee Non-Assault)	0	0	0	0	0	0	0	0	0	0	1	1	2
Prisoner														
	Accidental Death	0	0	0	0	0	0	0	0	0	0	0	0	0
	Natural Death	0	0	0	0	0	0	0	0	0	0	0	0	0
	Escape	0	0	0	0	0	0	0	0	0	0	0	0	0
	Escape Attempt	0	0	0	0	0	0	0	0	0	0	0	0	0
	Drug Overdose	0	0	0	0	0	0	0	0	0	0	0	0	0
	Sexual Contact w/Offenders	0	0	0	0	0	0	0	0	0	0	0	0	0
	Suicide	0	0	0	0	0	0	0	0	0	0	0	0	0
	Suicide Attempts	0	0	0	0	0	0	0	0	0	0	0	1	1
	Subtotal (Prisoner Non-Assault)	0	0	0	0	0	0	0	0	0	0	0	1	1
Other														
	All Other	0	0	0	0	0	0	0	0	0	0	5	18	23
	Natural Disaster/Physical Plant	0	0	0	0	0	0	0	0	0	0	1	0	1
	Riot/Disturbance/Hostage/Demonstration	0	0	0	0	0	0	0	0	0	0	0	0	0
	Hostage Incident	0	0	0	0	0	0	0	0	0	0	0	0	0
	Visitor Related	0	0	0	0	0	0	0	0	0	0	0	0	0
	Subtotal ("Other")	0	0	0	0	0	0	0	0	0	0	6	18	24
Grand Total		0	0	0	0	0	0	0	0	0	0	7	23	30

**Michigan Department of Corrections, Public Act 124 of 2007, Boilerplate Reporting,
Critical Incident Reports, Section 911(2) January 1, 2007-December 31, 2007**

Ryan Correctional Facility, 17600 Ryan Road, Detroit, MI 48212

Incidents which occurred off duty.		JAN	FEB	MAR	APR	MAY	JUN	JUL	AUG	SEP	OCT	NOV	DEC	TOTAL
Assault Based Critical Incidents														
Employee Victim														
	Category I	0	0	0	0	0	0	0	0	0	0	0	0	0
	Category II	0	0	0	0	0	0	0	0	0	0	0	0	0
	Category III	0	0	0	0	0	0	0	0	0	0	0	0	0
	Category IV	0	0	0	0	0	0	0	0	0	0	0	0	0
	Category V	0	0	0	0	0	0	1	0	0	0	0	0	1
	Category VI	0	0	0	1	0	0	0	0	0	0	0	0	1
	Subtotal (Employee Victim Assault)	0	0	0	1	0	0	1	0	0	0	0	0	2
Prisoner Victim														
	Category I	0	0	0	0	0	0	0	0	0	1	0	0	1
	Category II	0	0	0	0	0	0	0	0	0	0	0	0	0
	Category III	0	0	0	0	0	0	0	0	0	0	0	0	0
	Category IV	0	0	0	0	0	0	0	0	0	1	0	0	1
	Category V	0	0	0	1	0	0	0	1	0	1	0	0	3
	Category VI	0	0	0	0	0	0	0	0	0	0	0	0	0
	Subtotal (Prisoner Victim Assault)	0	0	0	1	0	0	0	1	0	3	0	0	5
Non-Assault Based Critical Incidents														
Employee														
	Accidental Death	0	0	0	0	0	0	0	0	0	0	0	0	0
	Natural Death	0	0	0	0	0	0	0	0	0	0	0	0	0
➔	Arrest for Felony or Misdemeanor	0	0	0	1	0	0	0	0	0	0	0	0	1
	Firearm Discharge	0	0	0	0	0	0	0	0	0	0	0	0	0
	Chemical Agent Discharge	0	0	0	0	0	0	0	0	0	1	0	0	1
	Use of Force for Prisoner Control	0	0	0	0	0	0	0	0	0	0	0	0	0
	Loss or Theft of Firearm, Chemical Agent or Ammo	0	0	0	0	0	0	0	0	0	0	0	0	0
➔	Suicide	0	0	0	0	0	0	0	0	0	0	0	0	0
➔	Suicide Attempts	0	0	0	0	0	0	0	0	0	0	0	0	0
	Subtotal (Employee Non-Assault)	0	0	0	1	0	0	0	0	0	1	0	0	2
Prisoner														
	Accidental Death	0	0	0	0	0	0	0	0	0	0	0	0	0
	Natural Death	1	1	0	0	0	1	0	1	0	0	1	1	6
	Escape	0	0	0	0	0	0	0	0	0	0	0	0	0
	Escape Attempt	0	0	0	0	0	0	0	0	0	0	0	0	0
	Drug Overdose	1	0	0	0	0	0	0	0	0	0	0	0	1
	Sexual Contact w/Offenders	0	0	0	0	0	0	0	0	0	0	0	0	0
	Suicide	0	0	0	0	0	0	0	0	0	0	0	0	0
	Suicide Attempts	0	0	0	0	0	0	0	0	0	0	0	0	0
	Subtotal (Prisoner Non-Assault)	2	1	0	0	0	1	0	1	0	0	1	1	7
Other														
	All Other	2	0	1	0	0	0	0	2	0	3	2	1	11
	Natural Disaster/Physical Plant	0	0	0	0	0	0	0	0	0	0	0	0	0
	Riot/Disturbance/Hostage/Demonstration	0	0	0	0	0	0	0	0	0	0	0	0	0
	Hostage Incident	0	0	0	0	0	0	0	0	0	0	0	0	0
	Visitor Related	1	0	0	0	0	0	0	0	0	0	0	0	1
	Subtotal ("Other")	3	0	1	0	0	0	0	2	0	3	2	1	12
Grand Total		5	1	1	3	0	1	1	4	0	7	3	2	28

**Michigan Department of Corrections, Public Act 124 of 2007, Boilerplate Reporting,
Critical Incident Reports, Section 911(2) January 1, 2007-December 31, 2007**

Robert Scott Correctional Facility, 47500 Five Mile Road, Plymouth, MI 48170

Incidents which occurred off duty.		JAN	FEB	MAR	APR	MAY	JUN	JUL	AUG	SEP	OCT	NOV	DEC	TOTAL
Assault Based Critical Incidents														
Employee Victim														
	Category I	0	0	0	0	0	0	0	0	0	0	0	0	0
	Category II	0	0	0	0	0	0	0	0	0	0	0	0	0
	Category III	0	0	0	0	0	0	0	0	0	0	0	0	0
	Category IV	0	0	0	0	0	0	0	1	0	0	0	0	1
	Category V	0	0	0	0	1	1	1	0	0	0	0	3	6
	Category VI	0	6	2	3	1	3	1	0	1	2	4	0	23
	Subtotal (Employee Victim Assault)	0	6	2	3	2	4	2	1	1	2	4	3	30
Prisoner Victim														
	Category I	0	0	0	0	0	0	0	0	0	1	0	0	1
	Category II	0	0	0	1	0	0	0	0	0	0	0	0	1
	Category III	0	0	0	0	0	0	0	0	0	0	1	0	1
	Category IV	2	2	4	4	1	2	0	3	5	2	2	2	29
	Category V	1	3	1	0	1	4	2	0	2	1	4	1	20
	Category VI	2	5	5	3	5	1	3	4	7	2	5	3	45
	Subtotal (Prisoner Victim Assault)	5	10	10	8	7	7	5	7	14	6	12	6	97
Non-Assault Based Critical Incidents														
Employee														
	Accidental Death	0	0	0	0	0	0	0	0	0	0	0	0	0
	Natural Death	0	0	0	0	0	0	0	0	0	0	0	0	0
➔	Arrest for Felony or Misdemeanor	0	0	0	0	0	0	0	0	0	0	0	0	0
	Firearm Discharge	0	0	0	0	0	0	0	0	0	0	0	0	0
	Chemical Agent Discharge	0	1	0	0	0	0	0	0	0	0	0	0	1
	Use of Force for Prisoner Control	0	0	0	0	0	0	0	0	0	0	0	0	0
	Loss or Theft of Firearm, Chemical Agent or Ammo	0	0	0	0	0	0	0	0	0	0	0	0	0
➔	Suicide	0	0	0	0	0	0	0	0	0	0	0	0	0
➔	Suicide Attempts	0	0	0	0	0	0	0	0	0	0	0	1	1
	Subtotal (Employee Non-Assault)	0	1	0	0	0	0	0	0	0	0	0	1	2
Prisoner														
	Accidental Death	0	0	0	0	0	0	0	0	0	0	0	0	0
	Natural Death	0	0	0	0	0	0	0	0	0	0	0	0	0
	Escape	0	0	0	0	0	0	0	0	0	0	0	0	0
	Escape Attempt	0	0	0	0	0	0	0	0	0	0	0	0	0
	Drug Overdose	0	0	0	0	0	0	0	0	0	0	0	0	0
	Sexual Contact w/Offenders	0	0	0	0	0	0	0	0	0	0	0	0	0
	Suicide	0	0	0	0	0	0	0	0	0	0	0	0	0
	Suicide Attempts	1	0	0	0	1	0	0	0	0	2	1	1	6
	Subtotal (Prisoner Non-Assault)	1	0	0	0	1	0	0	0	0	2	1	1	6
Other														
	All Other	13	27	26	18	19	18	17	19	20	31	30	23	261
	Natural Disaster/Physical Plant	0	0	0	0	0	0	0	0	0	0	0	0	0
	Riot/Disturbance/Hostage/Demonstration	0	0	0	0	0	0	0	0	0	0	0	0	0
	Hostage Incident	0	0	0	0	0	0	0	0	0	0	0	0	0
	Visitor Related	0	0	0	0	0	0	0	0	0	0	0	0	0
	Subtotal ("Other")	13	27	26	18	19	18	17	19	20	31	30	23	261
Grand Total		19	44	38	29	29	29	24	27	35	41	47	34	396

**Michigan Department of Corrections, Public Act 124 of 2007, Boilerplate Reporting,
Critical Incident Reports, Section 911(2) January 1, 2007-December 31, 2007**

St. Louis Correctional Facility, 8585 N. Croswell Road, St. Louis, MI 48880

Incidents which occurred off duty.		JAN	FEB	MAR	APR	MAY	JUN	JUL	AUG	SEP	OCT	NOV	DEC	TOTAL
Assault Based Critical Incidents														
Employee Victim														
Category I		0	0	0	0	0	0	0	0	0	0	0	0	0
Category II		0	0	0	0	0	0	0	0	0	0	0	0	0
Category III		0	0	0	0	0	0	0	0	0	0	0	0	0
Category IV		0	1	0	1	0	2	0	0	0	0	0	0	4
Category V		1	3	1	1	1	1	1	0	2	0	2	2	15
Category VI		4	7	2	2	3	3	3	4	3	4	3	1	39
Subtotal (Employee Victim Assault)		5	11	3	4	4	6	4	4	5	4	5	3	58
Prisoner Victim														
Category I		0	0	0	0	0	0	0	1	1	0	0	0	2
Category II		0	0	1	0	0	1	0	0	0	0	0	0	2
Category III		0	0	0	0	0	0	0	0	0	0	0	0	0
Category IV		0	0	0	0	0	0	0	1	0	0	0	0	1
Category V		5	8	2	0	1	0	1	4	3	4	2	0	30
Category VI		0	1	1	0	0	3	1	0	1	2	1	1	11
Subtotal (Prisoner Victim Assault)		5	9	4	0	1	4	2	6	5	6	3	1	46
Non-Assault Based Critical Incidents														
Employee														
Accidental Death		0	0	0	0	0	0	0	0	0	0	0	0	0
Natural Death		0	0	0	0	0	0	0	0	0	0	0	0	0
Arrest for Felony or Misdemeanor		0	0	0	0	0	0	0	0	0	2	0	0	2
Firearm Discharge		0	0	0	0	0	0	0	0	0	0	0	0	0
Chemical Agent Discharge		0	0	0	1	0	1	0	0	0	0	1	0	3
Use of Force for Prisoner Control		0	0	0	1	0	0	0	0	0	0	0	0	1
Loss or Theft of Firearm, Chemical Agent or Ammo		0	0	0	0	0	0	0	0	0	0	0	0	0
Suicide		0	0	0	0	0	0	0	0	0	0	0	0	0
Suicide Attempts		0	0	0	0	0	0	0	0	0	0	0	0	0
Subtotal (Employee Non-Assault)		0	0	0	2	0	1	0	0	0	2	1	0	6
Prisoner														
Accidental Death		0	0	0	0	0	0	0	0	0	0	0	0	0
Natural Death		0	0	0	0	0	0	0	0	0	0	0	0	0
Escape		0	0	0	0	0	0	0	0	0	0	0	0	0
Escape Attempt		0	0	0	0	0	0	0	0	0	0	0	0	0
Drug Overdose		0	0	0	0	0	0	0	0	0	0	0	0	0
Sexual Contact w/Offenders		0	0	0	0	0	0	0	0	0	0	0	0	0
Suicide		0	0	0	0	0	0	0	0	0	0	0	0	0
Suicide Attempts		0	0	0	0	0	1	1	0	1	0	0	0	3
Subtotal (Prisoner Non-Assault)		0	0	0	0	0	1	1	0	1	0	0	0	3
Other														
All Other		5	0	2	4	4	5	4	7	1	1	3	1	37
Natural Disaster/Physical Plant		0	0	0	0	0	0	1	1	0	0	0	0	2
Riot/Disturbance/Hostage/Demonstration		0	0	0	0	0	0	0	0	0	0	0	0	0
Hostage Incident		0	0	0	0	0	0	0	0	0	0	0	0	0
Visitor Related		1	0	0	1	1	0	0	0	0	1	0	0	4
Subtotal ("Other")		6	0	2	5	5	5	5	8	1	2	3	1	43
Grand Total		16	20	9	11	10	17	12	18	12	14	12	5	156

**Michigan Department of Corrections, Public Act 124 of 2007, Boilerplate Reporting,
Critical Incident Reports, Section 911(2) January 1, 2007-December 31, 2007**

Standish Maximum Correctional Facility, 4713 West M-61, Standish, MI 48658

Incidents which occurred off duty.		JAN	FEB	MAR	APR	MAY	JUN	JUL	AUG	SEP	OCT	NOV	DEC	TOTAL
Assault Based Critical Incidents														
Employee Victim														
Category I		0	0	0	0	0	0	0	0	0	0	0	0	0
Category II		0	0	0	0	0	0	0	0	0	0	0	0	0
Category III		0	0	0	0	0	0	0	0	0	0	0	0	0
Category IV		0	0	0	0	0	0	0	0	0	0	0	0	0
Category V		2	1	2	1	1	0	3	0	3	0	0	0	13
Category VI		1	2	1	0	3	2	4	4	2	1	3	0	23
Subtotal (Employee Victim Assault)		3	3	3	1	4	2	7	4	5	1	3	0	36
Prisoner Victim														
Category I		0	0	0	0	0	0	0	0	0	0	0	0	0
Category II		0	0	0	0	0	0	0	0	0	0	0	0	0
Category III		0	0	0	0	0	0	0	0	0	0	0	0	0
Category IV		0	0	0	0	0	0	0	0	0	0	0	0	0
Category V		1	0	0	1	1	1	1	0	0	2	0	0	7
Category VI		0	0	1	0	0	0	0	0	1	1	2	2	7
Subtotal (Prisoner Victim Assault)		1	0	1	1	1	1	1	0	1	3	2	2	14
Non-Assault Based Critical Incidents														
Employee														
Accidental Death		0	0	0	0	0	0	0	0	0	0	0	0	0
Natural Death		0	0	0	0	0	0	0	0	0	0	0	0	0
Arrest for Felony or Misdemeanor		0	0	0	0	0	2	0	0	0	0	1	0	3
Firearm Discharge		0	0	0	0	0	0	0	0	0	0	0	0	0
Chemical Agent Discharge		0	0	0	0	0	0	0	0	0	0	0	0	0
Use of Force for Prisoner Control		3	2	8	7	3	9	5	7	2	5	3	6	60
Loss or Theft of Firearm, Chemical Agent or Ammo		0	0	0	0	0	0	0	0	0	0	0	0	0
Suicide		0	0	0	0	0	0	0	0	0	0	0	0	0
Suicide Attempts		0	0	0	0	0	0	0	0	0	0	0	0	0
Subtotal (Employee Non-Assault)		3	2	8	7	3	11	5	7	2	5	4	6	63
Prisoner														
Accidental Death		0	0	0	0	0	0	0	0	0	0	0	0	0
Natural Death		0	0	1	0	0	0	0	0	0	0	0	0	1
Escape		0	0	0	0	0	0	0	0	0	0	0	0	0
Escape Attempt		0	0	0	0	0	0	0	0	0	0	0	0	0
Drug Overdose		1	1	0	2	0	0	0	0	0	0	0	0	4
Sexual Contact w/Offenders		0	0	0	0	0	0	0	0	0	0	0	0	0
Suicide		0	0	0	0	0	0	0	0	0	0	0	0	0
Suicide Attempts		0	1	0	1	0	0	0	0	0	1	1	0	4
Subtotal (Prisoner Non-Assault)		1	2	1	3	0	0	0	0	0	1	1	0	9
Other														
All Other		8	7	10	16	19	14	16	15	20	16	11	8	160
Natural Disaster/Physical Plant		0	0	0	0	0	0	0	0	0	0	0	0	0
Riot/Disturbance/Hostage/Demonstration		0	0	0	0	0	0	0	0	0	0	0	0	0
Hostage Incident		0	0	0	0	0	0	0	0	0	0	0	0	0
Visitor Related		0	0	0	0	0	0	0	0	0	0	0	0	0
Subtotal ("Other")		8	7	10	16	19	14	16	15	20	16	11	8	160
Grand Total		16	14	23	28	27	28	29	26	28	26	21	16	282

**Michigan Department of Corrections, Public Act 124 of 2007, Boilerplate Reporting,
Critical Incident Reports, Section 911(2) January 1, 2007-December 31, 2007**

Parnall Correctional Facility, 1780 E. Parnall, Jackson, MI 49201-7138

Incidents which occurred off duty.		JAN	FEB	MAR	APR	MAY	JUN	JUL	AUG	SEP	OCT	NOV	DEC	TOTAL
Assault Based Critical Incidents														
Employee Victim														
	Category I	0	0	0	0	0	0	0	0	0	0	0	0	0
	Category II	0	0	0	0	0	0	0	0	0	0	0	0	0
	Category III	0	0	0	0	0	0	1	0	0	0	0	0	1
	Category IV	1	0	0	0	0	0	0	0	0	0	0	0	1
	Category V	0	0	0	0	0	0	0	1	1	0	0	0	2
	Category VI	0	0	0	0	0	0	0	0	0	0	0	1	1
	Subtotal (Employee Victim Assault)	1	0	0	0	0	0	1	1	1	0	0	1	5
Prisoner Victim														
	Category I	0	0	0	0	0	0	0	0	0	0	0	0	0
	Category II	0	0	0	0	0	0	0	0	0	0	0	0	0
	Category III	0	0	0	0	0	0	0	0	0	0	0	0	0
	Category IV	0	0	0	0	1	0	0	0	0	0	0	0	1
	Category V	0	0	0	0	1	0	0	0	0	0	0	0	1
	Category VI	0	0	0	0	0	0	0	0	0	0	0	0	0
	Subtotal (Prisoner Victim Assault)	0	0	0	0	2	0	0	0	0	0	0	0	2
Non-Assault Based Critical Incidents														
Employee														
	Accidental Death	0	0	0	0	0	0	0	0	0	0	0	0	0
	Natural Death	0	0	0	0	0	0	0	0	0	0	0	0	0
	Arrest for Felony or Misdemeanor	0	0	0	0	0	1	0	0	0	0	0	0	1
	Firearm Discharge	0	0	0	0	0	0	0	0	0	0	0	0	0
	Chemical Agent Discharge	0	0	0	0	0	0	0	0	0	0	0	0	0
	Use of Force for Prisoner Control	0	0	0	0	0	0	0	0	0	0	0	0	0
	Loss or Theft of Firearm, Chemical Agent or Ammo	0	0	0	0	0	0	0	0	0	0	0	0	0
	Suicide	0	0	0	0	0	0	0	0	0	0	0	0	0
	Suicide Attempts	0	0	0	0	0	0	0	0	0	0	0	0	0
	Subtotal (Employee Non-Assault)	0	0	0	0	0	1	0	0	0	0	0	0	1
Prisoner														
	Accidental Death	0	0	0	0	0	0	0	0	0	0	0	0	0
	Natural Death	0	0	0	0	1	1	0	2	1	0	2	0	7
	Escape	0	0	0	0	0	0	0	0	0	0	0	0	0
	Escape Attempt	0	0	0	0	0	0	0	0	0	0	0	0	0
	Drug Overdose	0	0	0	0	0	0	0	0	0	0	0	0	0
	Sexual Contact w/Offenders	0	0	0	0	0	0	0	0	0	0	0	0	0
	Suicide	0	0	0	0	0	0	0	0	0	0	0	0	0
	Suicide Attempts	0	0	0	0	0	0	2	0	0	0	0	0	2
	Subtotal (Prisoner Non-Assault)	0	0	0	0	1	1	2	2	1	0	2	0	9
Other														
	All Other	0	0	0	0	1	3	1	0	1	0	0	0	6
	Natural Disaster/Physical Plant	0	1	2	0	0	0	1	0	0	0	0	0	4
	Riot/Disturbance/Hostage/Demonstration	0	0	0	0	0	0	0	0	0	0	0	0	0
	Hostage Incident	0	0	0	0	0	0	0	0	0	0	0	0	0
	Visitor Related	0	0	0	0	0	0	0	0	0	0	1	0	1
	Subtotal ("Other")	0	1	2	0	1	3	2	0	1	0	1	0	11
Grand Total		1	1	2	0	4	5	5	3	3	0	3	1	28

**Michigan Department of Corrections, Public Act 124 of 2007, Boilerplate Reporting,
Critical Incident Reports, Section 911(2) January 1, 2007-December 31, 2007**

Pine River Correctional Facility, 320 N. Hubbard, St. Louis, MI 48880

Incidents which occurred off duty.		JAN	FEB	MAR	APR	MAY	JUN	JUL	AUG	SEP	OCT	NOV	DEC	TOTAL
Assault Based Critical Incidents														
Employee Victim														
Category I		0	0	0	0	0	0	0	0	0	0	0	0	0
Category II		0	0	0	0	0	0	0	0	0	0	0	0	0
Category III		0	0	0	0	0	0	0	0	0	0	0	0	0
Category IV		0	0	0	0	0	0	0	0	0	0	0	0	0
Category V		0	0	0	0	0	0	0	0	0	0	0	0	0
Category VI		0	0	0	0	0	0	0	0	0	0	0	0	0
Subtotal (Employee Victim Assault)		0	0	0	0	0	0	0	0	0	0	0	0	0
Prisoner Victim														
Category I		0	0	0	0	0	0	0	0	0	1	0	0	1
Category II		0	0	0	0	0	0	0	0	0	1	0	0	1
Category III		0	0	0	0	0	0	0	0	0	0	0	0	0
Category IV		0	0	0	0	0	0	0	0	0	0	0	0	0
Category V		2	0	0	1	0	1	0	1	1	0	3	0	9
Category VI		0	0	0	0	0	0	0	0	0	0	0	0	0
Subtotal (Prisoner Victim Assault)		2	0	0	1	0	1	0	1	1	2	3	0	11
Non-Assault Based Critical Incidents														
Employee														
Accidental Death		0	0	0	0	0	0	0	0	0	0	0	0	0
Natural Death		0	0	0	0	0	0	0	0	0	0	0	0	0
Arrest for Felony or Misdemeanor		0	0	1	0	0	0	1	0	0	0	0	0	2
Firearm Discharge		0	0	0	0	0	0	0	0	0	0	0	0	0
Chemical Agent Discharge		0	0	0	0	0	0	0	0	0	0	0	0	0
Use of Force for Prisoner Control		0	0	0	0	0	0	0	0	0	0	0	0	0
Loss or Theft of Firearm, Chemical Agent or Ammo		0	0	0	0	0	0	0	0	0	0	0	0	0
Suicide		0	0	0	0	0	0	0	0	0	0	0	0	0
Suicide Attempts		0	0	0	0	0	0	0	0	0	0	0	0	0
Subtotal (Employee Non-Assault)		0	0	1	0	0	0	1	0	0	0	0	0	2
Prisoner														
Accidental Death		0	0	0	0	0	0	0	0	0	0	0	0	0
Natural Death		0	0	0	0	0	0	0	0	0	0	0	0	0
Escape		0	0	0	0	0	0	0	0	0	0	0	0	0
Escape Attempt		0	0	0	0	0	0	0	0	0	0	0	0	0
Drug Overdose		0	0	0	0	0	0	0	0	0	0	0	0	0
Sexual Contact w/Offenders		0	0	0	0	0	0	0	0	0	0	0	0	0
Suicide		0	0	0	0	0	0	0	0	0	0	0	0	0
Suicide Attempts		0	0	0	0	0	0	0	0	0	0	0	0	0
Subtotal (Prisoner Non-Assault)		0	0	0	0	0	0	0	0	0	0	0	0	0
Other														
All Other		3	7	5	8	3	3	2	4	6	5	0	2	48
Natural Disaster/Physical Plant		0	0	0	0	0	0	0	0	0	0	0	0	0
Riot/Disturbance/Hostage/Demonstration		0	0	0	0	0	0	0	0	0	0	0	0	0
Hostage Incident		0	0	0	0	0	0	0	0	0	0	0	0	0
Visitor Related		0	0	0	0	0	0	0	0	0	0	0	0	0
Subtotal ("Other")		3	7	5	8	3	3	2	4	6	5	0	2	48
Grand Total		5	7	6	9	3	4	3	5	7	7	3	2	61

**Michigan Department of Corrections, Public Act 124 of 2007, Boilerplate Reporting,
Critical Incident Reports, Section 911(2) January 1, 2007-December 31, 2007**

Saginaw Correctional Facility, 9625 Pierce Road, Freeland, MI 48623

Incidents which occurred off duty.		JAN	FEB	MAR	APR	MAY	JUN	JUL	AUG	SEP	OCT	NOV	DEC	TOTAL
Assault Based Critical Incidents														
Employee Victim														
Category I		0	0	0	0	0	0	0	0	0	0	0	0	0
Category II		0	0	0	0	0	0	0	0	0	0	0	0	0
Category III		0	0	0	0	0	0	0	0	0	0	0	0	0
Category IV		0	0	0	0	0	0	0	0	0	0	0	0	0
Category V		0	0	1	1	0	0	0	0	0	0	0	0	2
Category VI		0	0	0	0	0	0	0	0	0	0	0	0	0
Subtotal (Employee Victim Assault)		0	0	1	1	0	0	0	0	0	0	0	0	2
Prisoner Victim														
Category I		0	0	0	1	1	0	0	0	0	0	0	0	2
Category II		0	1	0	0	0	0	1	0	0	0	1	0	3
Category III		0	0	0	0	0	0	0	0	0	0	0	0	0
Category IV		0	0	0	0	0	0	0	0	0	0	0	0	0
Category V		2	2	3	0	3	2	1	1	0	1	2	3	20
Category VI		0	0	0	0	0	0	0	0	0	0	0	2	2
Subtotal (Prisoner Victim Assault)		2	3	3	1	4	2	2	1	0	1	3	5	27
Non-Assault Based Critical Incidents														
Employee														
Accidental Death		0	0	0	0	0	0	0	0	0	0	0	0	0
Natural Death		0	0	0	0	0	0	0	0	0	0	0	0	0
Arrest for Felony or Misdemeanor		0	0	0	0	0	0	0	0	0	0	0	0	0
Firearm Discharge		0	0	0	0	0	0	0	0	0	0	0	0	0
Chemical Agent Discharge		0	0	0	0	0	0	0	0	0	0	0	0	0
Use of Force for Prisoner Control		0	0	0	0	0	0	0	0	0	0	0	0	0
Loss or Theft of Firearm, Chemical Agent or Ammo		0	0	0	0	0	0	0	0	0	0	0	0	0
Suicide		0	0	0	0	0	0	0	0	0	0	0	0	0
Suicide Attempts		0	0	0	0	0	0	0	0	0	0	0	0	0
Subtotal (Employee Non-Assault)		0	0	0	0	0	0	0	0	0	0	0	0	0
Prisoner														
Accidental Death		0	0	0	0	0	0	0	0	0	0	0	0	0
Natural Death		0	0	0	0	0	0	0	0	0	0	0	1	1
Escape		0	0	0	0	0	0	0	0	0	0	0	0	0
Escape Attempt		0	1	0	0	0	0	0	0	0	0	0	0	1
Drug Overdose		0	0	0	0	0	0	0	0	1	0	0	0	1
Sexual Contact w/Offenders		0	0	0	0	0	0	0	0	0	0	0	0	0
Suicide		0	0	0	0	0	0	0	0	0	0	0	0	0
Suicide Attempts		1	0	0	0	0	0	0	0	0	0	0	0	1
Subtotal (Prisoner Non-Assault)		1	1	0	0	0	0	0	0	1	0	0	1	4
Other														
All Other		3	2	5	3	7	6	5	4	7	2	4	3	51
Natural Disaster/Physical Plant		0	0	0	0	0	0	0	0	0	0	0	1	1
Riot/Disturbance/Hostage/Demonstration		0	0	0	0	0	0	0	0	0	0	0	0	0
Hostage Incident		0	0	0	0	0	0	0	0	0	0	0	0	0
Visitor Related		0	0	0	0	0	1	0	0	0	0	0	0	1
Subtotal ("Other")		3	2	5	3	7	6	6	4	7	2	4	4	53
Grand Total		6	6	9	5	11	8	8	5	8	3	7	10	86

**Michigan Department of Corrections, Public Act 124 of 2007, Boilerplate Reporting,
Critical Incident Reports, Section 911(2) January 1, 2007-December 31, 2007**

Mid-Michigan Correctional Facility, 8201 N. Croswell Road, St. Louis, MI 48880

Incidents which occurred off duty.		JAN	FEB	MAR	APR	MAY	JUN	JUL	AUG	SEP	OCT	NOV	DEC	TOTAL
Assault Based Critical Incidents														
Employee Victim														
	Category I	1	0	0	0	0	0	0	0	0	0	0	0	1
	Category II	0	0	0	0	0	0	0	0	0	0	0	0	0
	Category III	0	0	0	0	0	0	0	0	0	0	0	0	0
	Category IV	0	0	0	0	0	0	0	0	0	0	0	0	0
	Category V	0	0	0	0	0	0	1	0	0	0	0	0	1
	Category VI	0	0	0	0	0	0	0	0	0	0	0	0	0
	Subtotal (Employee Victim Assault)	1	0	0	0	0	0	1	0	0	0	0	0	2
Prisoner Victim														
	Category I	1	0	0	0	1	0	0	0	0	0	0	0	2
	Category II	0	0	0	0	0	0	0	0	0	0	0	0	0
	Category III	0	0	0	0	0	0	0	0	0	0	0	0	0
	Category IV	0	0	0	0	0	0	0	0	0	0	0	0	0
	Category V	0	0	1	3	0	1	0	1	1	0	0	0	7
	Category VI	1	0	0	0	0	0	0	0	0	1	1	0	3
	Subtotal (Prisoner Victim Assault)	2	0	1	3	1	1	0	1	1	1	1	0	12
Non-Assault Based Critical Incidents														
Employee														
	Accidental Death	0	0	0	0	0	0	0	0	0	0	0	0	0
	Natural Death	0	0	0	0	0	0	0	0	0	0	0	0	0
➔	Arrest for Felony or Misdemeanor	0	0	0	0	0	0	0	0	0	1	0	0	1
	Firearm Agent Discharge	0	0	0	0	0	0	0	0	0	0	0	0	0
	Chemical Agent Discharge	0	0	0	0	0	0	0	0	0	0	0	0	0
	Use of Force for Prisoner Control	0	0	0	0	0	0	0	0	0	0	0	0	0
	Loss or Theft of Firearm, Chemical Agent or Ammo	0	0	0	0	0	0	0	0	0	0	0	0	0
➔	Suicide	0	0	0	0	0	0	0	0	0	0	0	0	0
➔	Suicide Attempts	0	0	1	0	0	0	0	1	0	0	0	0	2
	Subtotal (Employee Non-Assault)	0	0	1	0	0	0	0	1	0	1	0	0	3
Prisoner														
	Accidental Death	0	0	0	0	0	0	0	0	0	0	0	0	0
	Natural Death	0	0	0	0	0	0	0	0	0	0	1	0	1
	Escape	0	0	0	0	0	0	0	0	0	0	0	0	0
	Escape Attempt	1	0	0	0	0	0	0	0	0	0	0	0	1
	Drug Overdose	0	0	0	0	0	0	0	0	0	0	0	0	0
	Sexual Contact w/Offenders	0	0	0	0	0	0	0	0	1	0	0	0	1
	Suicide	0	0	0	0	0	0	0	0	0	0	0	0	0
	Suicide Attempts	0	0	0	0	0	0	0	0	0	0	0	0	0
	Subtotal (Prisoner Non-Assault)	1	0	0	0	0	0	0	0	1	0	1	0	3
Other														
	All Other	7	5	16	2	10	11	9	5	8	9	9	5	96
	Natural Disaster/Physical Plant	0	0	0	0	0	1	1	1	0	0	1	0	4
	Riot/Disturbance/Hostage/Demonstration	0	0	0	0	0	0	1	0	0	0	0	0	1
	Hostage Incident	0	0	0	0	0	0	0	0	0	0	0	0	0
	Visitor Related	0	0	0	0	0	0	0	0	0	0	1	0	1
	Subtotal ("Other")	7	5	16	2	10	12	11	6	8	9	11	5	102
Grand Total		11	5	18	5	11	13	12	8	10	11	13	5	122

**Michigan Department of Corrections, Public Act 124 of 2007, Boilerplate Reporting,
Critical Incident Reports, Section 911(2) January 1, 2007-December 31, 2007**

Thumb Correctional Facility, 3225 John Conley Drive, Lapeer, MI 48446

Incidents which occurred off duty.		JAN	FEB	MAR	APR	MAY	JUN	JUL	AUG	SEP	OCT	NOV	DEC	TOTAL
Assault Based Critical Incidents														
Employee Victim														
Category I		0	0	0	0	0	0	0	0	0	0	0	0	0
Category II		0	0	0	0	0	0	0	0	0	0	0	0	0
Category III		0	0	0	0	0	0	0	0	0	0	0	0	0
Category IV		0	0	0	0	0	0	0	0	0	0	0	0	0
Category V		0	0	1	0	1	1	0	1	3	0	0	0	7
Category VI		1	1	0	1	1	0	2	0	0	2	3	3	14
Subtotal (Employee Victim Assault)		1	1	1	1	2	1	2	1	3	2	3	3	21
Prisoner Victim														
Category I		0	0	0	0	0	0	0	0	0	0	0	0	0
Category II		0	0	0	0	0	0	1	0	0	0	0	0	1
Category III		0	0	0	0	0	0	0	0	0	0	0	0	0
Category IV		0	0	0	0	0	0	0	0	0	0	0	0	0
Category V		1	0	1	1	1	3	2	1	1	5	5	5	26
Category VI		0	0	0	0	0	0	1	2	1	0	0	2	6
Subtotal (Prisoner Victim Assault)		1	0	1	1	1	3	4	3	2	5	5	7	33
Non-Assault Based Critical Incidents														
Employee														
Accidental Death		0	0	0	0	0	0	0	0	0	0	0	0	0
Natural Death		0	0	0	0	0	0	0	0	0	0	0	0	0
Arrest for Felony or Misdemeanor		0	0	0	0	0	0	0	0	0	0	0	0	0
Firearm Discharge		0	0	0	0	0	0	0	0	0	0	0	0	0
Chemical Agent Discharge		0	0	0	0	0	0	0	0	0	0	0	0	0
Use of Force for Prisoner Control		0	0	0	0	0	0	0	0	0	0	0	0	0
Loss or Theft of Firearm, Chemical Agent or Ammo		0	0	0	0	0	0	0	0	0	0	0	0	0
Suicide		0	0	0	0	0	0	0	0	0	0	0	0	0
Suicide Attempts		0	0	0	0	0	0	0	0	0	0	0	0	0
Subtotal (Employee Non-Assault)		0	0	0	0	0	0	0	0	0	0	0	0	0
Prisoner														
Accidental Death		0	0	0	0	0	0	0	0	0	0	0	0	0
Natural Death		0	0	0	0	0	0	0	0	0	0	0	0	0
Escape		0	0	0	0	0	0	0	0	0	0	0	0	0
Escape Attempt		0	0	0	0	0	0	0	0	1	0	0	0	1
Drug Overdose		2	0	0	0	0	0	1	0	0	0	0	0	3
Sexual Contact w/Offenders		0	0	0	0	0	0	0	0	0	0	0	0	0
Suicide		0	0	0	0	0	0	0	0	0	0	0	0	0
Suicide Attempts		1	0	0	0	0	1	0	0	0	0	0	0	2
Subtotal (Prisoner Non-Assault)		3	0	0	0	0	1	1	0	1	0	0	0	6
Other														
All Other		2	0	1	1	0	2	2	1	1	1	0	2	13
Natural Disaster/Physical Plant		1	0	0	0	0	1	0	0	0	0	0	0	2
Riot/Disturbance/Hostage/Demonstration		0	0	0	0	1	0	0	0	0	0	0	0	1
Hostage Incident		0	0	0	0	0	0	0	0	0	0	0	0	0
Visitor Related		0	0	0	0	0	0	0	1	0	0	0	0	1
Subtotal ("Other")		3	0	1	1	1	3	2	2	1	1	0	2	17
Grand Total		8	1	3	3	4	8	9	6	7	8	8	12	77

**Michigan Department of Corrections, Public Act 124 of 2007, Boilerplate Reporting,
Critical Incident Reports, Section 911(2) January 1, 2007-December 31, 2007**

Chippewa Correctional Facility, 4269 W. M-80, Kincheloe, MI 49784

Incidents which occurred off duty.		JAN	FEB	MAR	APR	MAY	JUN	JUL	AUG	SEP	OCT	NOV	DEC	TOTAL
Assault Based Critical Incidents														
Employee Victim														
Category I		0	0	0	0	0	0	0	0	0	0	0	0	0
Category II		0	0	0	0	0	0	0	0	0	0	0	0	0
Category III		0	0	0	0	0	0	0	0	0	0	0	0	0
Category IV		0	0	0	0	0	0	0	0	0	0	0	0	0
Category V		0	0	0	0	0	0	0	1	1	1	1	1	5
Category VI		1	0	0	0	0	0	1	0	0	0	0	0	2
Subtotal (Employee Victim Assault)		1	0	0	0	0	0	1	1	1	1	1	1	7
Prisoner Victim														
Category I		0	0	0	0	0	0	0	0	0	0	0	0	0
Category II		0	0	0	0	0	0	0	0	0	0	0	0	0
Category III		0	0	0	0	0	0	0	0	0	0	0	0	0
Category IV		0	0	0	0	0	0	0	0	0	0	0	0	0
Category V		3	3	1	2	3	2	1	3	2	1	4	1	26
Category VI		0	0	0	0	0	0	0	0	0	0	0	0	0
Subtotal (Prisoner Victim Assault)		3	3	1	2	3	2	1	3	2	1	4	1	26
Non-Assault Based Critical Incidents														
Employee														
Accidental Death		0	0	0	0	0	0	0	0	0	0	0	0	0
Natural Death		0	0	0	0	0	0	0	0	0	0	0	0	0
Arrest for Felony or Misdemeanor		0	0	0	0	1	0	0	0	0	0	0	0	1
Firearm Discharge		0	0	0	0	0	0	0	0	0	0	0	0	0
Chemical Agent Discharge		0	0	0	2	1	0	0	2	1	2	3	1	12
Use of Force for Prisoner Control		1	2	0	3	1	2	2	1	0	2	1	0	15
Loss or Theft of Firearm, Chemical Agent or Ammo		0	0	0	0	0	0	0	0	0	0	0	0	0
Suicide		0	0	0	0	0	0	0	0	0	0	0	0	0
Suicide Attempts		0	0	0	0	0	0	0	0	0	0	0	0	0
Subtotal (Employee Non-Assault)		1	2	0	5	3	2	2	3	1	4	4	1	28
Prisoner														
Accidental Death		0	0	0	0	0	0	0	0	0	0	0	0	0
Natural Death		0	0	0	0	0	0	0	0	0	0	0	0	0
Escape		0	0	0	0	0	0	0	0	0	0	0	0	0
Escape Attempt		0	0	0	0	0	1	0	0	0	1	0	0	2
Drug Overdose		0	1	0	1	0	0	0	0	0	0	1	0	3
Sexual Contact w/Offenders		0	0	0	0	0	0	0	0	1	0	0	0	1
Suicide		0	0	0	0	0	0	0	0	0	0	0	0	0
Suicide Attempts		2	1	0	0	0	1	2	7	2	4	0	0	19
Subtotal (Prisoner Non-Assault)		2	2	0	1	0	2	2	7	3	5	1	0	25
Other														
All Other		2	1	1	1	1	0	1	1	0	1	2	2	13
Natural Disaster/Physical Plant		0	0	0	0	0	0	0	0	0	0	0	0	0
Riot/Disturbance/Hostage/Demonstration		0	0	0	0	0	0	0	0	0	0	0	0	0
Hostage Incident		0	0	0	0	0	0	0	0	0	0	0	0	0
Visitor Related		0	0	0	0	0	0	0	0	0	0	0	0	0
Subtotal ("Other")		2	1	1	1	1	0	1	1	0	1	2	2	13
Grand Total		9	8	2	9	7	6	7	15	7	12	12	5	99

**Michigan Department of Corrections, Public Act 124 of 2007, Boilerplate Reporting,
Critical Incident Reports, Section 911(2) January 1, 2007-December 31, 2007**

Huron Valley Complex - Women's, 3511 Bemis Road, Ypsilanti, MI 48197

Incidents which occurred off duty.		JAN	FEB	MAR	APR	MAY	JUN	JUL	AUG	SEP	OCT	NOV	DEC	TOTAL
Assault Based Critical Incidents														
Employee Victim														
	Category I	0	0	0	0	0	0	0	0	0	0	0	0	0
	Category II	0	0	0	0	0	0	0	0	0	0	0	0	0
	Category III	0	0	0	0	0	0	0	0	0	0	0	0	0
	Category IV	0	0	0	0	0	0	0	0	0	0	0	0	0
	Category V	0	0	0	0	0	0	0	0	0	0	1	1	2
	Category VI	0	0	0	0	0	0	0	0	0	0	0	0	0
	Subtotal (Employee Victim Assault)	0	0	0	0	0	0	0	0	0	0	1	1	2
Prisoner Victim														
	Category I	0	0	0	0	0	0	0	0	0	0	0	0	0
	Category II	0	0	0	0	0	0	0	0	0	0	0	0	0
	Category III	0	0	0	0	0	0	0	0	0	0	0	0	0
	Category IV	0	0	0	0	0	0	0	0	0	0	0	0	0
	Category V	1	0	0	0	0	0	0	1	0	0	0	0	2
	Category VI	1	0	0	0	0	0	0	0	0	0	0	0	1
	Subtotal (Prisoner Victim Assault)	2	0	0	0	0	0	0	1	0	0	0	0	3
Non-Assault Based Critical Incidents														
Employee														
	Accidental Death	0	0	0	0	0	0	0	0	0	0	0	0	0
	Natural Death	0	0	0	0	0	0	0	0	0	0	0	0	0
	Arrest for Felony or Misdemeanor	0	0	0	0	0	0	0	0	0	0	0	0	0
	Firearm Discharge	0	0	0	0	0	0	0	0	0	0	0	0	0
	Chemical Agent Discharge	0	0	0	0	0	0	0	0	0	0	0	0	0
	Use of Force for Prisoner Control	0	0	0	0	0	0	0	0	0	0	0	0	0
	Loss or Theft of Firearm, Chemical Agent or Ammo	0	0	0	0	0	0	0	0	0	0	0	0	0
	Suicide	0	0	0	0	0	0	0	0	0	0	0	0	0
	Suicide Attempts	0	0	0	0	0	0	0	0	0	0	0	0	0
	Subtotal (Employee Non-Assault)	0	0	0	0	0	0	0	0	0	0	0	0	0
Prisoner														
	Accidental Death	0	0	0	0	0	0	0	0	0	0	0	0	0
	Natural Death	0	0	0	0	0	0	0	0	0	0	0	0	0
	Escape	0	0	0	0	0	0	0	0	0	0	0	0	0
	Escape Attempt	0	0	0	0	0	0	0	0	0	0	0	0	0
	Drug Overdose	0	0	0	0	0	0	0	0	0	0	0	0	0
	Sexual Contact w/Offenders	0	0	0	0	0	0	0	0	0	0	0	0	0
	Suicide	0	0	0	0	0	0	0	0	0	0	0	0	0
	Suicide Attempts	0	1	1	0	0	0	1	0	1	0	0	0	4
	Subtotal (Prisoner Non-Assault)	0	1	1	0	0	0	1	0	1	0	0	0	4
Other														
	All Other	0	0	1	0	0	2	0	0	0	0	0	0	3
	Natural Disaster/Physical Plant	0	0	0	0	0	0	0	0	0	0	0	0	0
	Riot/Disturbance/Hostage/Demonstration	0	0	0	0	0	0	0	0	0	0	0	0	0
	Hostage Incident	0	0	0	0	0	0	0	0	0	0	0	0	0
	Visitor Related	0	0	0	0	0	0	0	0	0	0	0	0	0
	Subtotal ("Other")	0	0	1	0	0	2	0	0	0	0	0	0	3
Grand Total		2	1	2	0	0	2	1	1	1	0	1	1	12

**Michigan Department of Corrections, Public Act 124 of 2007, Boilerplate Reporting,
Critical Incident Reports, Section 911(2) January 1, 2007-December 31, 2007**

Camp Cusino, N 5398 Percy Road, Shingleton, MI 49884

Incidents which occurred off duty.		JAN	FEB	MAR	APR	MAY	JUN	JUL	AUG	SEP	OCT	NOV	DEC	TOTAL
Assault Based Critical Incidents														
Employee Victim														
Category I		0	0	0	0	0	0	0	0	0	0	0	0	0
Category II		0	0	0	0	0	0	0	0	0	0	0	0	0
Category III		0	0	0	0	0	0	0	0	0	0	0	0	0
Category IV		0	0	0	0	0	0	0	0	0	0	0	0	0
Category V		0	0	0	0	0	0	0	0	0	0	0	0	0
Category VI		0	0	0	0	0	0	0	0	0	0	0	0	0
Subtotal (Employee Victim Assault)		0	0	0	0	0	0	0	0	0	0	0	0	0
Prisoner Victim														
Category I		0	0	0	0	0	0	0	0	0	0	0	0	0
Category II		0	0	0	0	0	0	0	0	0	0	0	0	0
Category III		0	0	0	0	0	0	0	0	0	0	0	0	0
Category IV		0	0	0	0	0	0	0	0	0	0	0	0	0
Category V		0	0	1	0	0	0	0	0	0	0	0	0	1
Category VI		0	0	0	0	0	0	0	1	0	0	0	0	1
Subtotal (Prisoner Victim Assault)		0	0	1	0	0	0	0	1	0	0	0	0	2
Non-Assault Based Critical Incidents														
Employee														
Accidental Death		0	0	0	0	0	0	0	0	0	0	0	0	0
Natural Death		0	0	0	0	0	0	0	0	0	0	0	0	0
Arrest for Felony or Misdemeanor		0	0	0	0	0	0	0	0	0	0	0	0	0
Firearm Discharge		0	0	0	0	0	0	0	0	0	0	0	0	0
Chemical Agent Discharge		0	0	0	0	0	0	0	0	0	0	0	0	0
Use of Force for Prisoner Control		0	0	0	0	0	0	0	0	0	0	0	0	0
Loss or Theft of Firearm, Chemical Agent or Ammo		0	0	0	0	0	0	0	0	0	0	0	0	0
Suicide		0	0	0	0	0	0	0	0	0	0	0	0	0
Suicide Attempts		0	0	0	0	0	0	0	0	0	0	0	0	0
Subtotal (Employee Non-Assault)		0	0	0	0	0	0	0	0	0	0	0	0	0
Prisoner														
Accidental Death		0	0	0	0	0	0	0	0	0	0	0	0	0
Natural Death		0	0	0	0	0	0	0	0	0	0	0	0	0
Escape		0	0	0	0	0	0	0	0	0	0	0	0	0
Escape Attempt		0	0	0	0	0	0	0	0	0	0	0	0	0
Drug Overdose		0	0	0	0	0	0	0	0	0	0	0	0	0
Sexual Contact w/Offenders		0	0	0	0	0	0	0	0	0	0	0	0	0
Suicide		0	0	0	0	0	0	0	0	0	0	0	0	0
Suicide Attempts		0	0	0	0	0	0	0	0	0	0	0	0	0
Subtotal (Prisoner Non-Assault)		0	0	0	0	0	0	0	0	0	0	0	0	0
Other														
All Other		0	0	0	0	0	0	0	0	0	0	0	0	0
Natural Disaster/Physical Plant		0	0	0	0	0	0	0	0	0	0	0	0	0
Riot/Disturbance/Hostage/Demonstration		0	0	0	0	0	0	0	0	0	0	0	0	0
Hostage Incident		0	0	0	0	0	0	0	0	0	0	0	0	0
Visitor Related		0	0	0	0	0	0	0	0	0	0	0	0	0
Subtotal ("Other")		0	0	0	0	0	0	0	0	0	0	0	0	0
Grand Total		0	0	1	0	0	0	0	1	0	0	0	0	2

**Michigan Department of Corrections, Public Act 124 of 2007, Boilerplate Reporting,
Critical Incident Reports, Section 911(2) January 1, 2007-December 31, 2007**

Camp Branch, 19 Fourth Street, Coldwater, MI 49036

Incidents which occurred off duty.		JAN	FEB	MAR	APR	MAY	JUN	JUL	AUG	SEP	OCT	NOV	DEC	TOTAL
Assault Based Critical Incidents														
Employee Victim														
	Category I	0	0	0	0	0	0	0	0	0	0	0	0	0
	Category II	0	0	0	0	0	0	0	0	0	0	0	0	0
	Category III	0	0	0	0	0	0	0	0	0	0	0	0	0
	Category IV	0	0	0	0	0	0	0	0	0	0	0	0	0
	Category V	0	1	0	0	0	0	0	1	0	0	0	0	2
	Category VI	0	1	0	0	0	0	0	0	0	0	0	0	1
	Subtotal (Employee Victim Assault)	0	2	0	0	0	0	0	1	0	0	0	0	3
Prisoner Victim														
	Category I	0	0	1	1	0	1	0	0	0	0	0	0	3
	Category II	0	0	0	0	0	0	0	0	0	0	0	0	0
	Category III	0	0	0	0	0	0	0	0	0	0	0	0	0
	Category IV	0	0	0	0	0	0	0	0	0	0	0	0	0
	Category V	1	0	0	0	0	0	2	0	1	1	1	0	6
	Category VI	0	0	0	0	0	0	0	0	0	0	0	0	0
	Subtotal (Prisoner Victim Assault)	1	0	1	1	0	1	2	0	1	1	1	0	9
Non-Assault Based Critical Incidents														
Employee														
	Accidental Death	0	0	0	0	0	0	0	0	0	0	0	0	0
	Natural Death	0	0	0	0	0	0	0	0	0	0	0	0	0
➔	Arrest for Felony or Misdemeanor	0	0	0	0	0	0	0	0	0	0	0	0	0
	Firearm Discharge	0	0	0	0	0	0	0	0	0	0	0	0	0
	Chemical Agent Discharge	0	0	0	0	0	0	0	0	0	0	0	0	0
	Use of Force for Prisoner Control	0	0	0	0	0	0	0	0	0	0	0	0	0
	Loss or Theft of Firearm, Chemical Agent or Ammo	0	0	0	0	0	0	0	0	0	0	0	0	0
➔	Suicide	0	0	0	0	0	0	0	0	0	0	0	0	0
➔	Suicide Attempts	0	0	0	0	0	0	0	0	0	0	0	0	0
	Subtotal (Employee Non-Assault)	0	0	0	0	0	0	0	0	0	0	0	0	0
Prisoner														
	Accidental Death	0	0	0	0	0	0	0	0	0	0	0	0	0
	Natural Death	0	0	0	0	0	0	0	0	0	0	0	0	0
	Escape	0	0	0	0	0	0	0	0	0	0	0	0	0
	Escape Attempt	0	0	0	0	0	0	0	0	0	0	0	0	0
	Drug Overdose	0	0	0	0	0	0	0	0	0	0	0	0	0
	Sexual Contact w/Offenders	0	0	0	0	0	0	0	0	0	0	0	0	0
	Suicide	0	0	0	0	0	0	0	0	0	0	0	0	0
	Suicide Attempts	0	0	0	0	0	0	0	0	0	0	0	0	0
	Subtotal (Prisoner Non-Assault)	0	0	0	0	0	0	0	0	0	0	0	0	0
Other														
	All Other	0	1	0	0	0	0	1	1	2	2	0	1	8
	Natural Disaster/Physical Plant	0	0	0	0	0	0	0	1	0	0	0	0	1
	Riot/Disturbance/Hostage/Demonstration	0	0	0	0	0	0	0	0	0	0	0	0	0
	Hostage Incident	0	0	0	0	0	0	0	0	0	0	0	0	0
	Visitor Related	0	0	0	0	0	0	0	0	0	0	0	0	0
	Subtotal ("Other")	0	1	0	0	0	0	1	2	2	2	0	1	9
Grand Total		1	3	1	1	0	1	3	3	3	3	1	1	21

**Michigan Department of Corrections, Public Act 124 of 2007, Boilerplate Reporting,
Critical Incident Reports, Section 911(2) January 1, 2007-December 31, 2007**

Camp Kitwen, M-26 South, P.O. Box 7, Painesdale, MI 49955

Incidents which occurred off duty.		JAN	FEB	MAR	APR	MAY	JUN	JUL	AUG	SEP	OCT	NOV	DEC	TOTAL
Assault Based Critical Incidents														
Employee Victim														
	Category I	0	0	0	0	0	0	0	0	0	0	0	0	0
	Category II	0	0	0	0	0	0	0	0	0	0	0	0	0
	Category III	0	0	0	0	0	0	0	0	0	0	0	0	0
	Category IV	0	0	0	0	0	0	0	0	0	0	0	0	0
	Category V	0	0	0	0	0	0	0	1	0	0	0	0	1
	Category VI	0	0	0	0	0	0	0	0	0	0	0	0	0
	Subtotal (Employee Victim Assault)	0	0	0	0	0	0	0	1	0	0	0	0	1
Prisoner Victim														
	Category I	0	0	0	0	0	0	0	0	0	0	0	0	0
	Category II	0	0	0	0	0	0	0	0	0	0	0	0	0
	Category III	0	0	0	0	0	0	0	0	0	0	0	0	0
	Category IV	0	0	0	0	0	0	0	0	0	0	0	0	0
	Category V	0	0	0	0	0	0	0	0	0	0	0	0	0
	Category VI	0	0	0	0	0	0	0	0	0	0	0	0	0
	Subtotal (Prisoner Victim Assault)	0	0	0	0	0	0	0	0	0	0	0	0	0
Non-Assault Based Critical Incidents														
Employee														
	Accidental Death	0	0	0	0	0	0	0	0	0	0	0	0	0
	Natural Death	0	0	0	0	0	0	0	0	0	0	0	0	0
➔	Arrest for Felony or Misdemeanor	0	0	0	0	0	0	0	0	0	0	0	0	0
	Firearm Discharge	0	0	0	0	0	0	0	0	0	0	0	0	0
	Chemical Agent Discharge	0	0	0	0	0	0	0	0	0	0	0	0	0
	Use of Force for Prisoner Control	0	0	0	0	0	0	0	0	0	0	0	0	0
	Loss or Theft of Firearm, Chemical Agent or Ammo	0	0	0	0	0	0	0	0	0	0	0	0	0
➔	Suicide	0	0	0	0	0	0	0	0	0	0	0	0	0
➔	Suicide Attempts	0	0	0	0	0	0	0	0	0	0	0	0	0
	Subtotal (Employee Non-Assault)	0	0	0	0	0	0	0	0	0	0	0	0	0
Prisoner														
	Accidental Death	0	0	0	0	0	0	0	0	0	0	0	0	0
	Natural Death	0	0	0	0	0	0	0	0	0	0	0	0	0
	Escape	0	0	0	0	0	0	0	0	0	0	0	0	0
	Escape Attempt	0	0	0	0	0	0	0	0	0	0	0	0	0
	Drug Overdose	0	0	0	0	0	0	0	0	0	0	0	0	0
	Sexual Contact w/Offenders	0	0	0	0	0	0	0	0	0	0	0	0	0
	Suicide	0	0	0	0	0	0	0	0	0	0	0	0	0
	Suicide Attempts	0	0	0	0	0	0	0	0	0	0	0	0	0
	Subtotal (Prisoner Non-Assault)	0	0	0	0	0	0	0	0	0	0	0	0	0
Other														
	All Other	1	0	0	0	0	0	0	0	0	0	0	0	1
	Natural Disaster/Physical Plant	0	0	0	0	0	0	0	0	0	0	0	0	0
	Riot/Disturbance/Hostage/Demonstration	0	0	0	0	0	0	0	0	0	0	0	0	0
	Hostage Incident	0	0	0	0	0	0	0	0	0	0	0	0	0
	Visitor Related	0	0	0	0	0	0	0	0	0	0	0	0	0
	Subtotal ("Other")	1	0	0	0	0	0	0	0	0	0	0	0	1
Grand Total		1	0	0	0	0	0	0	1	0	0	0	0	2

**Michigan Department of Corrections, Public Act 124 of 2007, Boilerplate Reporting,
Critical Incident Reports, Section 911(2) January 1, 2007-December 31, 2007**

Camp Lehman, 5135 Hartwick Pines Road, Grayling, MI 49738

Incidents which occurred off duty.		JAN	FEB	MAR	APR	MAY	JUN	JUL	AUG	SEP	OCT	NOV	DEC	TOTAL
Assault Based Critical Incidents														
Employee Victim														
	Category I	0	0	0	0	0	0	0	0	0	0	0	0	0
	Category II	0	0	0	0	0	0	0	0	0	0	0	0	0
	Category III	0	0	0	0	0	0	0	0	0	0	0	0	0
	Category IV	0	0	0	0	0	0	0	0	0	0	0	0	0
	Category V	0	0	0	0	0	0	0	0	0	0	0	0	0
	Category VI	0	0	0	0	0	0	0	1	0	0	0	0	1
	Subtotal (Employee Victim Assault)	0	0	0	0	0	0	0	1	0	0	0	0	1
Prisoner Victim														
	Category I	0	0	0	0	0	0	0	0	0	0	0	0	0
	Category II	0	0	0	0	0	0	0	0	0	0	0	0	0
	Category III	0	0	0	0	0	0	0	0	0	0	0	0	0
	Category IV	0	0	0	0	0	0	0	0	0	0	0	0	0
	Category V	1	0	0	0	1	0	1	0	0	0	0	1	4
	Category VI	0	0	0	0	0	0	0	0	0	0	0	0	0
	Subtotal (Prisoner Victim Assault)	1	0	0	0	1	0	1	0	0	0	0	1	4
Non-Assault Based Critical Incidents														
Employee														
	Accidental Death	0	0	0	0	0	0	0	0	0	0	0	0	0
	Natural Death	0	0	0	0	0	0	0	0	0	0	0	0	0
➔	Arrest for Felony or Misdemeanor	0	0	0	0	0	0	0	0	0	0	0	0	0
	Firearm Discharge	0	0	0	0	0	0	0	0	0	0	0	0	0
	Chemical Agent Discharge	0	0	0	0	0	0	0	0	0	0	0	0	0
	Use of Force for Prisoner Control	0	0	0	0	0	0	0	0	0	0	0	0	0
	Loss or Theft of Firearm, Chemical Agent or Ammo	0	0	0	0	0	0	0	0	0	0	0	0	0
➔	Suicide	0	0	0	0	0	0	0	0	0	0	0	0	0
➔	Suicide Attempts	0	0	0	0	0	0	0	0	0	0	0	0	0
	Subtotal (Employee Non-Assault)	0	0	0	0	0	0	0	0	0	0	0	0	0
Prisoner														
	Accidental Death	0	0	0	0	0	0	0	0	0	0	0	0	0
	Natural Death	0	0	0	0	0	0	0	0	0	0	0	0	0
	Escape	0	0	0	0	0	0	0	0	0	0	0	0	0
	Escape Attempt	0	0	0	0	0	0	0	0	0	0	0	0	0
	Drug Overdose	0	0	0	0	0	0	0	0	0	0	0	0	0
	Sexual Contact w/Offenders	0	0	0	0	0	0	0	0	0	0	0	0	0
	Suicide	0	0	0	0	0	0	0	0	0	0	0	0	0
	Suicide Attempts	0	1	0	0	0	0	0	0	0	0	0	0	1
	Subtotal (Prisoner Non-Assault)	0	1	0	0	0	0	0	0	0	0	0	0	1
Other														
	All Other	0	0	0	3	2	0	2	2	1	6	3	0	19
	Natural Disaster/Physical Plant	0	0	0	0	0	0	0	0	0	0	0	0	0
	Riot/Disturbance/Hostage/Demonstration	0	0	0	0	0	0	0	0	0	0	0	0	0
	Hostage Incident	0	0	0	0	0	0	0	0	0	0	0	0	0
	Visitor Related	0	0	0	0	0	0	0	1	0	0	0	0	1
	Subtotal ("Other")	0	0	0	3	2	0	2	3	1	6	3	0	20
Grand Total		1	1	0	3	3	0	3	4	1	6	3	1	26

**Michigan Department of Corrections, Public Act 124 of 2007, Boilerplate Reporting,
Critical Incident Reports, Section 911(2) January 1, 2007-December 31, 2007**

Camp Manistique, 401 North Maple Street, Manistique, MI 49854

Incidents which occurred off duty.		JAN	FEB	MAR	APR	MAY	JUN	JUL	AUG	SEP	OCT	NOV	DEC	TOTAL
Assault Based Critical Incidents														
Employee Victim														
	Category I	0	0	0	0	0	0	0	0	0	0	0	0	0
	Category II	0	0	0	0	0	0	0	0	0	0	0	0	0
	Category III	0	0	0	0	0	0	0	0	0	0	0	0	0
	Category IV	0	0	0	0	0	0	0	0	0	0	0	0	0
	Category V	0	0	0	0	1	0	0	0	0	0	0	0	1
	Category VI	0	0	0	0	0	0	0	0	0	0	0	0	0
	Subtotal (Employee Victim Assault)	0	0	0	0	1	0	0	0	0	0	0	0	1
Prisoner Victim														
	Category I	0	0	0	0	0	0	0	0	0	0	0	0	0
	Category II	0	0	0	0	0	0	0	0	0	0	0	0	0
	Category III	0	0	0	0	0	0	0	0	0	0	0	0	0
	Category IV	0	0	0	0	0	0	0	0	0	0	0	0	0
	Category V	0	0	0	0	0	0	0	0	0	0	0	0	0
	Category VI	0	0	0	0	0	0	0	0	0	0	0	0	0
	Subtotal (Prisoner Victim Assault)	0	0	0	0	0	0	0	0	0	0	0	0	0
Non-Assault Based Critical Incidents														
Employee														
	Accidental Death	0	0	0	0	0	0	0	0	0	0	0	0	0
	Natural Death	0	0	0	0	0	0	0	0	0	0	0	0	0
➔	Arrest for Felony or Misdemeanor	0	0	0	0	0	0	0	0	0	0	0	0	0
	Firearm Discharge	0	0	0	0	0	0	0	0	0	0	0	0	0
	Chemical Agent Discharge	0	0	0	0	0	0	0	0	0	0	0	0	0
	Use of Force for Prisoner Control	0	0	0	0	0	0	0	0	0	0	0	0	0
	Loss or Theft of Firearm, Chemical Agent or Ammo	0	0	0	0	0	0	0	0	0	0	0	0	0
➔	Suicide	0	0	0	0	0	0	0	0	0	0	0	0	0
➔	Suicide Attempts	0	0	0	0	0	0	0	0	0	0	0	0	0
	Subtotal (Employee Non-Assault)	0	0	0	0	0	0	0	0	0	0	0	0	0
Prisoner														
	Accidental Death	0	0	0	0	0	0	0	0	0	1	0	0	1
	Natural Death	0	0	0	0	0	0	0	0	1	0	0	0	1
	Escape	0	0	0	0	0	0	0	0	0	0	0	0	0
	Escape Attempt	0	0	0	0	0	0	0	0	0	0	0	0	0
	Drug Overdose	0	0	0	0	0	0	0	0	0	0	0	0	0
	Sexual Contact w/Offenders	0	0	0	0	0	0	0	0	0	0	0	0	0
	Suicide	0	0	0	0	0	0	0	0	0	0	0	0	0
	Suicide Attempts	0	0	0	0	0	0	0	0	0	0	0	0	0
	Subtotal (Prisoner Non-Assault)	0	0	0	0	0	0	0	0	1	1	0	0	2
Other														
	All Other	1	1	0	0	0	0	0	0	0	0	0	0	2
	Natural Disaster/Physical Plant	0	0	0	0	0	0	0	0	0	0	0	0	0
	Riot/Disturbance/Hostage/Demonstration	0	0	0	0	0	0	0	0	0	0	0	0	0
	Hostage Incident	0	0	0	0	0	0	0	0	0	0	0	0	0
	Visitor Related	0	0	0	0	0	0	0	0	0	0	0	0	0
	Subtotal ("Other")	1	1	0	0	0	0	0	0	0	0	0	0	2
Grand Total		1	1	0	0	1	0	0	0	1	1	0	0	5

**Michigan Department of Corrections, Public Act 124 of 2007, Boilerplate Reporting,
Critical Incident Reports, Section 911(2) January 1, 2007-December 31, 2007**

Camp Ottawa, 216 Gendron Road, Iron River, MI 49935

Incidents which occurred off duty.		JAN	FEB	MAR	APR	MAY	JUN	JUL	AUG	SEP	OCT	NOV	DEC	TOTAL
Assault Based Critical Incidents														
Employee Victim														
Category I		0	0	0	0	0	0	0	0	0	0	0	0	0
Category II		0	0	0	0	0	0	0	0	0	0	0	0	0
Category III		0	0	0	0	0	0	0	0	0	0	0	0	0
Category IV		0	0	0	0	0	0	0	0	0	0	0	0	0
Category V		0	0	0	0	0	0	0	0	0	0	0	0	0
Category VI		0	0	0	0	0	0	0	0	0	0	0	0	0
Subtotal (Employee Victim Assault)		0	0	0	0	0	0	0	0	0	0	0	0	0
Prisoner Victim														
Category I		0	0	0	0	0	0	0	0	0	0	0	0	0
Category II		0	0	0	0	0	0	0	0	0	0	0	0	0
Category III		0	0	0	0	0	0	0	0	0	0	0	0	0
Category IV		0	0	0	0	0	0	0	0	0	0	0	0	0
Category V		1	0	0	0	0	0	0	0	0	0	0	0	1
Category VI		0	0	0	0	0	0	0	0	0	0	0	0	0
Subtotal (Prisoner Victim Assault)		1	0	0	0	0	0	0	0	0	0	0	0	1
Non-Assault Based Critical Incidents														
Employee														
Accidental Death		0	0	0	0	0	0	0	0	0	0	0	0	0
Natural Death		0	0	0	0	0	0	0	0	0	0	0	0	0
Arrest for Felony or Misdemeanor		0	0	0	0	0	0	0	0	0	0	0	0	0
Firearm Discharge		0	0	0	0	0	0	0	0	0	0	0	0	0
Chemical Agent Discharge		0	0	0	0	0	0	0	0	0	0	0	0	0
Use of Force for Prisoner Control		0	0	0	0	0	0	0	0	0	0	0	0	0
Loss or Theft of Firearm, Chemical Agent or Ammo		0	0	0	0	0	0	0	0	0	0	0	0	0
Suicide		0	0	0	0	0	0	0	0	0	0	0	0	0
Suicide Attempts		0	0	0	0	0	0	0	0	0	0	0	0	0
Subtotal (Employee Non-Assault)		0	0	0	0	0	0	0	0	0	0	0	0	0
Prisoner														
Accidental Death		0	0	0	0	0	0	0	0	0	0	0	0	0
Natural Death		0	0	0	0	0	0	0	0	0	0	0	0	0
Escape		0	0	0	0	0	0	0	0	0	0	1	0	1
Escape Attempt		0	0	0	0	0	0	0	0	0	0	0	0	0
Drug Overdose		0	0	0	0	0	0	0	0	0	0	0	0	0
Sexual Contact w/Offenders		0	0	0	0	0	0	0	0	0	0	0	0	0
Suicide		0	0	0	0	0	0	0	0	0	0	0	0	0
Suicide Attempts		0	0	0	0	0	0	0	0	0	0	0	0	0
Subtotal (Prisoner Non-Assault)		0	0	0	0	0	0	0	0	0	0	1	0	1
Other														
All Other		0	0	0	0	0	1	0	2	1	2	0	1	7
Natural Disaster/Physical Plant		0	0	0	1	0	0	0	0	0	0	0	1	2
Riot/Disturbance/Hostage/Demonstration		0	0	0	0	0	0	0	0	0	0	0	0	0
Hostage Incident		0	0	0	0	0	0	0	0	0	0	0	0	0
Visitor Related		0	0	0	0	0	0	0	0	0	0	0	0	0
Subtotal ("Other")		0	0	0	1	0	1	0	2	1	2	0	2	9
Grand Total		1	0	0	1	0	1	0	2	1	2	1	2	11

**Michigan Department of Corrections, Public Act 124 of 2007, Boilerplate Reporting,
Critical Incident Reports, Section 911(2) January 1, 2007-December 31, 2007**

Camp White Lake, 8110 E. White Lake Road, White Lake, MI 48386

Incidents which occurred off duty.		JAN	FEB	MAR	APR	MAY	JUN	JUL	AUG	SEP	OCT	NOV	DEC	TOTAL
Assault Based Critical Incidents														
Employee Victim														
	Category I	0	0	0	0	0	0	0	0	0	0	0	0	0
	Category II	0	0	0	0	0	0	0	0	0	0	0	0	0
	Category III	0	0	0	0	0	0	0	0	0	0	0	0	0
	Category IV	0	0	0	0	0	0	0	0	0	1	0	0	1
	Category V	0	0	0	0	0	0	0	0	0	0	0	0	0
	Category VI	0	0	0	0	0	0	0	0	0	1	0	0	1
	Subtotal (Employee Victim Assault)	0	0	0	0	0	0	0	0	0	2	0	0	2
Prisoner Victim														
	Category I	0	0	0	0	0	0	0	0	0	0	0	0	0
	Category II	0	0	0	0	0	0	0	0	0	0	0	0	0
	Category III	0	0	0	0	0	0	0	0	0	0	0	0	0
	Category IV	0	0	0	0	0	0	0	0	0	0	0	0	0
	Category V	0	0	0	0	0	0	0	0	0	0	0	0	0
	Category VI	0	0	0	0	0	0	0	0	0	0	0	0	0
	Subtotal (Prisoner Victim Assault)	0	0	0	0	0	0	0	0	0	0	0	0	0
Non-Assault Based Critical Incidents														
Employee														
	Accidental Death	0	0	0	0	0	0	0	0	0	0	0	0	0
	Natural Death	0	0	0	0	0	0	0	0	0	0	0	0	0
➔	Arrest for Felony or Misdemeanor	0	0	0	0	0	0	0	0	0	0	0	0	0
	Firearm Discharge	0	0	0	0	0	0	0	0	0	0	0	0	0
	Chemical Agent Discharge	0	0	0	0	0	0	0	0	0	0	0	0	0
	Use of Force for Prisoner Control	0	0	0	0	0	0	0	0	0	0	0	0	0
	Loss or Theft of Firearm, Chemical Agent or Ammo	0	0	0	0	0	0	0	0	0	0	0	0	0
➔	Suicide	0	0	0	0	0	0	0	0	0	0	0	0	0
➔	Suicide Attempts	0	0	0	0	0	0	0	0	0	0	0	0	0
	Subtotal (Employee Non-Assault)	0	0	0	0	0	0	0	0	0	0	0	0	0
Prisoner														
	Accidental Death	0	0	0	0	0	0	0	0	0	0	0	0	0
	Natural Death	0	0	0	0	0	0	0	0	0	0	0	0	0
	Escape	0	0	0	0	0	0	0	0	0	0	0	0	0
	Escape Attempt	0	0	0	0	0	0	0	0	0	0	0	0	0
	Drug Overdose	0	0	0	0	0	0	0	0	0	0	0	0	0
	Sexual Contact w/Offenders	0	0	0	0	0	0	0	0	0	0	0	0	0
	Suicide	0	0	0	0	0	0	0	0	0	0	0	0	0
	Suicide Attempts	0	0	0	0	0	0	0	0	0	0	0	0	0
	Subtotal (Prisoner Non-Assault)	0	0	0	0	0	0	0	0	0	0	0	0	0
Other														
	All Other	0	0	0	0	1	0	0	0	0	0	0	0	1
	Natural Disaster/Physical Plant	0	0	0	0	0	0	0	0	0	0	0	0	0
	Riot/Disturbance/Hostage/Demonstration	0	0	0	0	0	0	0	0	0	0	0	0	0
	Hostage Incident	0	0	0	0	0	0	0	0	0	0	0	0	0
	Visitor Related	0	0	0	0	0	0	0	0	0	0	0	0	0
	Subtotal ("Other")	0	0	0	0	1	0	0	0	0	0	0	0	1
Grand Total		0	0	0	0	1	0	0	0	0	2	0	0	3

**Michigan Department of Corrections, Public Act 124 of 2007, Boilerplate Reporting,
Critical Incident Reports, Section 911(2) January 1, 2007-December 31, 2007**

Special Alternative Incarceration, 18901 Waterloo Road, Chelsea, MI 48118

Incidents which occurred off duty.		JAN	FEB	MAR	APR	MAY	JUN	JUL	AUG	SEP	OCT	NOV	DEC	TOTAL
Assault Based Critical Incidents														
Employee Victim														
Category I		0	0	0	0	0	0	0	0	0	0	0	0	0
Category II		0	0	0	0	0	0	0	0	0	0	0	0	0
Category III		0	0	0	0	0	0	0	0	0	0	0	0	0
Category IV		0	0	0	0	0	0	0	0	0	0	0	0	0
Category V		0	0	0	0	0	0	0	0	2	0	0	0	2
Category VI		0	0	0	0	1	1	0	2	0	0	0	0	4
Subtotal (Employee Victim Assault)		0	0	0	0	1	1	0	2	2	0	0	0	6
Prisoner Victim														
Category I		0	0	0	0	0	0	0	0	0	0	0	0	0
Category II		0	0	0	0	0	0	0	0	0	0	0	0	0
Category III		0	0	0	0	0	0	0	0	0	0	0	0	0
Category IV		0	0	0	0	0	0	0	0	0	0	0	0	0
Category V		1	0	0	0	0	0	0	0	0	0	0	0	1
Category VI		0	1	0	0	0	0	0	0	0	0	0	0	1
Subtotal (Prisoner Victim Assault)		1	1	0	0	0	0	0	0	0	0	0	0	2
Non-Assault Based Critical Incidents														
Employee														
Accidental Death		0	0	0	0	0	0	0	0	0	0	0	0	0
Natural Death		0	0	0	0	0	0	0	0	0	0	0	0	0
Arrest for Felony or Misdemeanor		0	0	0	0	0	0	0	0	1	0	0	0	1
Firearm Discharge		0	0	0	0	0	0	0	0	0	0	0	0	0
Chemical Agent Discharge		0	0	0	0	0	0	0	0	0	0	0	0	0
Use of Force for Prisoner Control		0	0	0	0	0	0	0	0	0	0	0	0	0
Loss or Theft of Firearm, Chemical Agent or Ammo		0	0	0	0	0	0	0	0	0	0	0	0	0
Suicide		0	0	0	0	0	0	0	0	0	0	0	0	0
Suicide Attempts		0	0	0	0	0	0	0	0	0	0	0	0	0
Subtotal (Employee Non-Assault)		0	0	0	0	0	0	0	0	1	0	0	0	1
Prisoner														
Accidental Death		0	0	0	0	0	0	0	0	0	0	0	0	0
Natural Death		0	0	0	0	0	0	0	0	0	0	0	0	0
Escape		0	0	0	0	0	0	0	0	0	0	0	0	0
Escape Attempt		0	0	0	0	0	0	0	0	0	0	0	0	0
Drug Overdose		0	0	0	0	0	0	0	0	0	0	0	0	0
Sexual Contact w/Offenders		1	0	0	0	0	0	0	0	0	0	0	0	1
Suicide		0	0	0	0	0	0	0	0	0	0	0	0	0
Suicide Attempts		0	0	0	0	0	0	0	0	1	0	0	0	1
Subtotal (Prisoner Non-Assault)		1	0	0	0	0	0	0	0	1	0	0	0	2
Other														
All Other		2	5	0	1	3	3	1	0	3	3	3	1	25
Natural Disaster/Physical Plant		0	0	0	0	0	0	0	0	2	0	0	2	4
Riot/Disturbance/Hostage/Demonstration		0	0	0	0	0	0	0	0	0	0	0	0	0
Hostage Incident		0	0	0	0	0	0	0	0	0	0	0	0	0
Visitor Related		1	0	0	0	0	0	0	0	0	0	0	0	1
Subtotal ("Other")		3	5	0	1	3	3	1	0	5	3	3	3	30
Grand Total		5	6	0	1	4	4	1	2	9	3	3	3	41